

VADOC RECIDIVISM

*Supervisees Starting Community
Supervision During FY2020*



Research - Evaluation Unit
Virginia Department of Corrections
May 2025

Introduction.....	5
Methodology.....	6
Definitions of Key Terms & Measures.....	7
Characteristics and Results	9
All FY2020 Community Starters.....	10
<i>Recidivating FY2020 Community Starters</i>	11
All FY2020 Community Starters: Employment During Follow-up Period.....	13
<i>Recidivating FY2020 Community Starters: Employment During Follow-up Period</i>	14
District 1 (Richmond P&P) – All Community Starters	15
<i>District 1 (Richmond P&P) – Recidivating Supervisees</i>	16
District 2 (Norfolk P&P) – All Community Starters.....	17
<i>District 2 (Norfolk P&P) – Recidivating Supervisees</i>	18
District 3 (Portsmouth P&P) – All Community Starters.....	19
<i>District 3 (Portsmouth P&P) – Recidivating Supervisees</i>	20
District 4 (Accomac P&P) – All Community Starters	21
<i>District 4 (Accomac P&P) – Recidivating Supervisees</i>	22
District 5 (Gloucester P&P) – All Community Starters	23
<i>District 5 (Gloucester P&P) – Recidivating Supervisees</i>	24
District 6 (Suffolk P&P) – All Community Starters.....	25
<i>District 6 (Suffolk P&P) – Recidivating Supervisees</i>	26
District 7 (Petersburg P&P) – All Community Starters.....	27
<i>District 7 (Petersburg P&P) – Recidivating Supervisees</i>	28
District 8 (South Boston P&P) – All Community Starters.....	29
<i>District 8 (South Boston P&P) – Recidivating Supervisees</i>	30
District 9 (Charlottesville P&P) – All Community Starters	31
<i>District 9 (Charlottesville P&P) – Recidivating Supervisees</i>	32
District 10 (Arlington P&P) – All Community Starters	33
<i>District 10 (Arlington P&P) – Recidivating Supervisees</i>	34
District 11 (Winchester P&P) – All Community Starters	35
<i>District 11 (Winchester P&P) – Recidivating Supervisees</i>	36
District 12 (Staunton P&P) – All Community Starters	37
<i>District 12 (Staunton P&P) – Recidivating Supervisees</i>	38
District 13 (Lynchburg P&P) – All Community Starters.....	39
<i>District 13 (Lynchburg P&P) – Recidivating Supervisees</i>	40

District 14 (Danville P&P) – All Community Starters.....	41
<i>District 14 (Danville P&P) – Recidivating Supervisees</i>	<i>42</i>
District 15 (Roanoke P&P) – All Community Starters.....	43
<i>District 15 (Roanoke P&P) – Recidivating Supervisees</i>	<i>44</i>
District 16 (Wytheville P&P) – All Community Starters.....	45
<i>District 16 (Wytheville P&P) – Recidivating Supervisees</i>	<i>46</i>
District 17 (Abingdon P&P) – All Community Starters.....	47
<i>District 17 (Abingdon P&P) – Recidivating Supervisees</i>	<i>48</i>
District 18 (Norton P&P) – All Community Starters.....	49
<i>District 18 (Norton P&P) – Recidivating Supervisees</i>	<i>50</i>
District 19 (Newport News P&P) – All Community Starters.....	51
<i>District 19 (Newport News P&P) – Recidivating Supervisees</i>	<i>52</i>
District 20 (Bedford P&P) – All Community Starters	53
<i>District 20 (Bedford P&P) – Recidivating Supervisees.....</i>	<i>54</i>
District 21 (Fredericksburg P&P) – All Community Starters	55
<i>District 21 (Fredericksburg P&P) – Recidivating Supervisees.....</i>	<i>56</i>
District 22 (Martinsville P&P) – All Community Starters.....	57
<i>District 22 (Martinsville P&P) – Recidivating Supervisees.....</i>	<i>58</i>
District 23 (Virginia Beach P&P) – All Community Starters.....	59
<i>District 23 (Virginia Beach P&P) – Recidivating Supervisees.....</i>	<i>60</i>
District 24 (Farmville P&P) – All Community Starters.....	61
<i>District 24 (Farmville P&P) – Recidivating Supervisees</i>	<i>62</i>
District 25 (Leesburg P&P) – All Community Starters.....	63
<i>District 25 (Leesburg P&P) – Recidivating Supervisees</i>	<i>64</i>
District 26 (Culpeper P&P) – All Community Starters	65
<i>District 26 (Culpeper P&P) – Recidivating Supervisees.....</i>	<i>66</i>
District 27 (Chesterfield P&P) – All Community Starters.....	67
<i>District 27 (Chesterfield P&P) – Recidivating Supervisees.....</i>	<i>68</i>
District 28 (Radford P&P) – All Community Starters	69
<i>District 28 (Radford P&P) – Recidivating Supervisees</i>	<i>70</i>
District 29 (Fairfax P&P) – All Community Starters	71
<i>District 29 (Fairfax P&P) – Recidivating Supervisees</i>	<i>72</i>
District 30 (Hampton P&P) – All Community Starters.....	73
<i>District 30 (Hampton P&P) – Recidivating Supervisees.....</i>	<i>74</i>

District 31 (Chesapeake P&P) – All Community Starters	75
<i>District 31 (Chesapeake P&P) – Recidivating Supervisees</i>	<i>76</i>
District 32 (Henrico P&P) – All Community Starters	77
<i>District 32 (Henrico P&P) – Recidivating Supervisees.....</i>	<i>78</i>
District 33 (Warsaw P&P) – All Community Starters.....	79
<i>District 33 (Warsaw P&P) – Recidivating Supervisees.....</i>	<i>80</i>
District 34 (Williamsburg P&P) – All Community Starters.....	81
<i>District 34 (Williamsburg P&P) – Recidivating Supervisees</i>	<i>82</i>
District 35 (Manassas P&P) – All Community Starters.....	83
<i>District 35 (Manassas P&P) – Recidivating Supervisees</i>	<i>84</i>
District 36 (Alexandria P&P) – All Community Starters	85
<i>District 36 (Alexandria P&P) – Recidivating Supervisees.....</i>	<i>86</i>
District 37 (Rocky Mount P&P) – All Community Starters.....	87
<i>District 37 (Rocky Mount P&P) – Recidivating Supervisees</i>	<i>88</i>
District 38 (Emporia P&P) – All Community Starters.....	89
<i>District 38 (Emporia P&P) – Recidivating Supervisees</i>	<i>90</i>
District 39 (Harrisonburg P&P) – All Community Starters.....	91
<i>District 39 (Harrisonburg P&P) – Recidivating Supervisees</i>	<i>92</i>
District 40 (Fincastle P&P) – All Community Starters	93
<i>District 40 (Fincastle P&P) – Recidivating Supervisees.....</i>	<i>94</i>
District 41 (Ashland P&P) – All Community Starters	95
<i>District 41 (Ashland P&P) – Recidivating Supervisees</i>	<i>96</i>
District 42 (Franklin P&P) – All Community Starters	97
<i>District 42 (Franklin P&P) – Recidivating Supervisees</i>	<i>98</i>
District 43 (Tazewell P&P) – All Community Starters	99
<i>District 43 (Tazewell P&P) – Recidivating Supervisees.....</i>	<i>100</i>
Administrative P&P – All Community Starters	101
<i>Administrative P&P – Recidivating Supervisees.....</i>	<i>102</i>
Voice Verification Biometrics Unit – All Community Starters	103
<i>Voice Verification Biometrics Unit – Recidivating Supervisees</i>	<i>104</i>
<i>Time to Recidivate in Days by Characteristics</i>	<i>105</i>
<i>Recidivism Rate Trends</i>	<i>107</i>
<i>Summary and Conclusions</i>	<i>108</i>

Introduction

One of the most revealing ways a correctional agency can assess its success is by measuring recidivism. The Virginia Department of Corrections (VADOC) has been doing this for years by calculating the three-year re-incarceration rate of its state responsible (SR) inmates released from a term of incarceration. Virginia has the lowest three-year re-incarceration rate at 17.6% for SR inmates released in FY2020.¹

Measuring re-incarceration of SR Releases only tells part of the story. Not all supervisees entrusted to the VADOC's care experience incarceration. In fact, only 35% of the community starters analyzed in this study were released from SR incarceration in FY2020.² This means that the success or failure of supervisees cannot be assessed through the re-incarceration rate of SR Releases alone.

Measuring the recidivism of supervisees on community supervision is crucial in following VADOC's mission. After all, VADOC's work does not end upon an inmate's release from prison. In order to "enhance the quality of life in the Commonwealth by improving public safety," the VADOC needs to understand the level of success its supervisees in the community experience after receiving re-entry programming and services.

This report aims to explore the outcomes of community supervision, detailing the characteristics of the supervisees as well as those who become incarcerated during the three years following their supervision start date. Additionally, this report explores the time to recidivism among community recidivists by key characteristics.

For additional information, please contact:

Tama S. Celi, Ph.D.

Research Director

Virginia Department of Corrections

Research@vadoc.virginia.gov

Brittney Via

Evaluation Unit Manager

Virginia Department of Corrections

Hanna Hatfield

Senior Research Analyst, Evaluation Unit

Virginia Department of Corrections

¹ VADOC Research – Evaluation Unit (2024), State Recidivism Comparison Report.

² Includes FY2020 SR releases from jails.

Methodology

This project tracks the recidivism of supervisees who started community supervision with VADOC during FY2020. FY2020 was chosen as the year to analyze because it is the most recent year for which a three-year follow-up is available with mature data.³

A “community start” occurs when a supervisee transfers⁴ to a Probation and Parole (P&P) district from a location that is not a P&P district.⁵ In order to be considered a valid community start for the purposes of this project, the supervisee must have stayed at his/her starting P&P district location for more than two weeks (14 days),⁶ must have spent more time being supervised in a P&P district than on interstate compact supervision during the study period, and must not have served a sentence from another state.⁷ Because a supervisee may have had multiple community stays that exceeded two weeks during FY2020, this study analyzes the supervisee’s first community start with a stay of more than two weeks.

Because supervisees frequently move between P&P districts while on community supervision, supervisees in this study are classified by the P&P district where they were supervised for the longest time between their community start date and their three-year follow-up date (new court commitment date [NCC date] or parole revocation date if they recidivate).

Although Administrative P&P⁸ is not considered a P&P district in this study, supervisees are included in the Administrative P&P section of the report if that is the location where they spent the most time between their community start date and their three-year follow-up date (if they recidivated, their NCC date or parole revocation date). These supervisees are included in this report because they had a supervision obligation.

Supervisees are included in the Voice Verification Biometrics Unit (VVBV) section of the report because most of their time in the community was overseen by the VVBV, which primarily serves low-risk supervisees on community supervision.⁹ VVBV began its operations in September 2015.

A supervisee is considered a recidivist if he/she is sentenced to a term of state responsible incarceration¹⁰ within three years following his/her community start date, even if he/she is no longer on community supervision at the time of the recidivating offense. A supervisee is not considered a recidivist if he/she is not sentenced to a term of state responsible incarceration.

³ The data used in this report is current as of September 30, 2024.

⁴ The supervisee must have transferred from a location other than a P&P district to a P&P district for a reason other than investigation.

⁵ Locations that are not P&P districts include: local jails, VADOC facilities, Community Corrections Alternative Programs (CCAPs), Administrative P&P, Community Sex Offender Programs, Interstate Compact Community Supervision, Fugitive Unit, Detainer Unit, and Pre-release Unit. For this project, CCAPs are not considered community supervision locations because supervisees confined in these facilities are unlikely to have the same opportunities to recidivate as supervisees reporting to a P&P district.

⁶ The two-week community stay requirement was added in order to exclude supervisees who present for supervision, but upon investigation, do not have a supervision obligation with VADOC.

⁷ Four supervisees were removed due to spending more time supervised on interstate compact supervision than in a P&P district during the study period. 1,058 supervisees were removed due to serving an out of state sentence in a P&P district. Removing these supervisees produces a recidivism rate of 15.1% compared to a rate of 14.6% if they were left in the analysis.

⁸ Administrative P&P supervisees are those who are unavailable to be actively supervised by a district, generally for at least a six-month period. These supervisees may include absconders, supervisees with long hospital stays, or other supervisees who may be unavailable for active supervision.

⁹ Similar to district officer supervision, supervisees are assigned a VVBV specialist whom they are required to meet with for monthly report interviews and to report new information (e.g., change of phone number or address) within three days ([OP 920.1](#)).

¹⁰ 33 supervisees from the community starters included in the study had an SR parole violation within three years following their community start date. 21 were new crime parole violators and 12 were technical parole violators.

Definitions of Key Terms & Measures

Age on FY2020 Community Start Date*† – The age of the supervisee on the date he/she began community supervision at a P&P district during FY2020.

Correctional Offender Management Profiling for Alternative Sanctions (COMPAS) – This represents the system of risk/needs assessments developed by Equivant in its Northpointe Suite. These assessments focus on dynamic risk factors that are known to affect recidivism and are designed to aid in correctional intervention to decrease the likelihood of recidivism.¹¹

COMPAS Recidivism Risk Level*† – This represents the predictor of a supervisee’s likelihood to recidivate based on his/her specific criminogenic needs. The first COMPAS assessment after a supervisee’s community start date was analyzed.

Criminal History*† – The number of SR incarcerations that a supervisee had before his/her community start date.

DOC Crime Type* – Indicates the crime type of the supervisee’s most serious offense for which he/she is currently on supervision. Includes the categories Violent, Property/Public Order (PPO), Drug, and Not Reported.

Employment† – This indicates if a supervisee earned any wages during the follow-up period. Employment information was obtained from the Virginia Employment Commission (VEC).¹²

History of Positive Drug Tests for Methamphetamine (Meth)*† – The existence of at least one positive drug test result for meth in the time before their community start, until their recidivating date, or within three years post community start. Drug tests for alcohol were not analyzed. Not everyone was tested for meth.¹³

History of Positive Drug Tests for Multiple Drugs (Both Opioids and Cocaine)*† – The existence of at least one positive drug test result for opioids and/or cocaine in the time before their community start, until their recidivating date, or within three years post community start. Drug tests for alcohol were not analyzed.

Gender*† – The gender of the supervisee as recorded in VirginiaCORIS.

Gang Affiliation*† – The existence of at least one known, confirmed, affiliation with a recognized gang between their community start date and their recidivating date, or within three years post community start.

State Responsible (SR) – The SR definition has changed over time and is dependent on several factors: date of offense, offense type (felony or misdemeanor), sentence length and how the sentence is

¹¹ Equivant. (2017). Practitioner’s guide to COMPAS Core.

¹² VEC data contains only data from Virginia employers subject to unemployment compensations laws. Employment where wages were earned under the table, through freelance work, from another state, or in Washington D.C. are not included in this data.

¹³ 75% of supervisees in the study were not tested for meth.

*Indicates a measure included in the description of FY2020 community starters & recidivists (p. 10-104).

† Indicates a measure used in the statistical model developed to identify predictors of community recidivism (p. 9).

expressed (i.e., years, months, days, or some combination thereof). Any inmate who meets one of the SR criteria below is considered State Responsible.

Offense Date	Offense Type	Sentence Length	Expressed In	State Responsible
Before 1/1/1995	At Least 1 Felony	> 2 Years	Years	YES
Before 1/1/1995	At Least 1 Felony	> 24 Months	Months or Days	YES
Before 1/1/1995	No Felonies	ANY	ANY	NO
Between 1/1/1995 - 6/30/1997	At Least 1 Felony	> 6 Months	Years, Months or Days	YES
Between 1/1/1995 - 6/30/1997	No Felonies	ANY	ANY	NO
Between 7/1/1997 - 8/31/1998	At Least 1 Felony	>= 1 Year	Years	YES
Between 7/1/1997 - 8/31/1998	At Least 1 Felony	>= 12 Months	Months or Days	YES
Between 7/1/1997 - 8/31/1998	No Felonies	ANY	ANY	NO
9/1/1998 – Present	At Least 1 Felony	>= 1 Year	Years	YES
9/1/1998 – Present	At Least 1 Felony	> 12 Months	Months or Days	YES
9/1/1998 – Present	ANY	= 12 Months	Months or Days	NO
9/1/1998 – Present	No Felonies	ANY	ANY	NO

Supervision Assignment Level* – This indicates the level at which the supervisee is supervised, as assigned by the supervising officer. In this analysis, Supervision Assignment Level is measured as the longest approved level of supervision held by a supervisee for the period studied.¹⁴

¹⁴ Supervisees are assigned low, medium, or high Supervision Assignment Levels based on their COMPAS risk/needs assessment or COMPAS Case Supervision Review. Supervision Assignment Levels determine the frequency of personal contacts, community contacts, home contacts, employment verification, and minimum casework requirements for supervisees ([OP 920.1](#)).

*Indicates a measure included in the description of FY2020 community starters & recidivists (p. 10-104).

Characteristics and Results

The following pages with green headings show the characteristics of the community starters during FY2020, arranged by the community location where they were supervised the longest during the study period.

Pages with italicized orange headings show the characteristics of the recidivating supervisees —those who have an NCC date or a parole revocation date within three years (1,095 days) following their start on community supervision during FY2020.

Regression analysis shows that, when all other factors are kept constant, certain factors are statistically significant predictors of a recidivating supervisee on community supervision.¹⁵ These factors include the following:

- Males were more likely to recidivate than females.
- Supervisees who started community supervision at a younger age were more likely to recidivate than those who started at an older age.
- Supervisees who had more SR terms of incarceration prior to their community start date were more likely to recidivate than those who had fewer SR terms of incarceration.
- Supervisees with a higher COMPAS recidivism risk level were more likely to recidivate than those with a lower COMPAS risk level.
- Supervisees who tested positive for both opioids and cocaine were more likely to recidivate than those who did not.
- Supervisees who tested positive for meth were more likely to recidivate than those who did not.
- Supervisees who were unemployed were more likely to recidivate than those who had employment. Additionally, those who sustained employment for longer had a lower recidivism rate.

NOTE: Due to rounding, the sum of percentages in each category found on the following pages may range from 99% to 101%.

¹⁵ Determined using a logistical regression model controlling for gender, age at community start, number of previous SR incarcerations, COMPAS recidivism risk level, testing positive for opioids and cocaine, testing positive for meth, and employment prior to their three-year follow up date. The factors identified as predictors were all significant at $p < .001$.

All FY2020 Community Starters

- 28,750 supervisees were considered community starters in FY2020.
- Gender
 - 21,925 (76%) Male
 - 6,809 (24%) Female
 - 16 (<1%) Other
- Criminal History
 - 12,823 (45%) had no history of state responsible terms of incarceration.
 - 8,893 (31%) had exactly one term of state responsible incarceration.
 - 3,759 (13%) had exactly two terms of state responsible incarceration.
 - 3,275 (11%) had at least three terms of state responsible incarceration.
- DOC Crime Type
 - 7,359 (26%) had a “Violent” most serious offense.
 - 11,570 (40%) had a “Property/Public Order” most serious offense.
 - 8,953 (31%) had a “Drug” most serious offense.
 - 868 (3%) did not have their offense information reported.
- Age on FY2020 Community Start Date
 - 7,999 (28%) were younger than age 30.
 - 13,180 (46%) were between ages 30 and 44.
 - 4,710 (16%) were between ages 45 and 54.
 - 2,861 (10%) were age 55 or older.
- Supervision Assignment Level
 - 4,817 (17%) had a “Low” supervision assignment level.
 - 17,202 (60%) had a “Medium” supervision assignment level.
 - 147 (1%) had an “Elevated” supervision assignment level.¹⁶
 - 3,410 (12%) had a “High” supervision assignment level.
 - 3,174 (11%) did not have a supervision assignment level reported.
- History of Positive Drug Tests for Multiple Drugs (Both Opioids and Cocaine)
 - 3,399 (12%) had no drug test history.
 - 24 (<1%) were not tested for opioids or cocaine.
 - 14,480 (50%) tested negative for opioids or cocaine.
 - 3,940 (14%) tested positive for opioids only.
 - 3,495 (12%) tested positive for cocaine only.
 - 3,412 (12%) tested positive for opioids and cocaine.
- History of Positive Drug Test Results for Meth
 - 764 (3%) tested positive for meth.
 - 27,986 (97%) tested negative for meth.
- COMPAS Recidivism Risk Level
 - 7,636 (27%) were at “Low” risk to recidivate.
 - 8,096 (28%) were at “Medium” risk to recidivate.
 - 6,952 (24%) were at “High” risk to recidivate.
 - 6,066 (21%) did not have a recidivism risk level reported.
- Gang Affiliation
 - 1,536 (5%) had a known gang affiliation.
 - 27,214 (95%) did not have a known gang affiliation.
- Employment
 - 12,682 (44%) were unemployed during the follow-up period.¹⁷
 - 16,068 (56%) were employed at some point during the follow-up period.

¹⁶ The “Elevated” supervision assignment level was used in previous years but has since been discontinued as of May 2020.

¹⁷ The follow-up period was from the quarter/year the supervisee started supervision through 12 additional quarters or through the quarter/year the supervisee recidivated.

Recidivating FY2020 Community Starters

- 4,327 (15.1%) of the FY2020 community starters were sentenced to a term of state responsible incarceration or violated parole within three years of their community start date.¹⁸
- Gender
 - 3,642 (84%) Male
 - 685 (16%) Female
- Criminal History
 - 1,297 (30%) had no history of state responsible terms of incarceration.
 - 1,325 (31%) had exactly one term of state responsible incarceration.
 - 858 (20%) had exactly two terms of state responsible incarceration.
 - 847 (20%) had at least three terms of state responsible incarceration.
- DOC Crime Type
 - 1,185 (27%) had a “Violent” most serious offense.
 - 1,927 (45%) had a “Property/Public Order” most serious offense.
 - 1,151 (27%) had a “Drug” most serious offense.
 - 64 (1%) did not have their offense information reported.
- Age on FY2020 Community Start Date
 - 1,433 (33%) were younger than age 30.
 - 2,125 (49%) were between ages 30 and 44.
 - 545 (13%) were between ages 45 and 54.
 - 224 (5%) were age 55 or older.
- Supervision Assignment Level
 - 151 (3%) had a “Low” supervision assignment level.
 - 2,695 (62%) had a “Medium” supervision assignment level.
 - 61 (1%) had an “Elevated” supervision assignment level.
 - 968 (22%) had a “High” supervision assignment level.
 - 452 (10%) did not have a supervision assignment level reported.
- History of Positive Drug Tests for Multiple Drugs (Both Opioids and Cocaine)
 - 326 (8%) had no drug test history.
 - 1 (<1%) was not tested for opioids or cocaine.
 - 1,748 (40%) tested negative for opioids or cocaine.
 - 784 (18%) tested positive for Opioids only.
 - 675 (16%) tested positive for cocaine only.
 - 793 (18%) tested positive for opioids and cocaine.
- History of Positive Drug Test Results for Meth
 - 240 (6%) tested positive for meth.
 - 4,087 (94%) tested negative for meth.
- COMPAS Recidivism Risk Level
 - 792 (18%) were at “Low” risk to recidivate.
 - 1,467 (34%) were at “Medium” risk to recidivate.
 - 1,851 (43%) were at “High” risk to recidivate.
 - 217 (5%) did not have a recidivism risk level reported.
- Gang Affiliation
 - 396 (9%) had a known gang affiliation.
 - 3,931 (91%) did not have a known gang affiliation.
- Employment
 - 2,375 (55%) were unemployed during the follow-up period.¹⁹
 - 1,952 (45%) were employed at some point during the follow-up period.

¹⁸ 1,027 (3.6%) supervisees died within the three-year follow-up period. These supervisees are still included in the recidivism calculation as they still had the opportunity to recidivate prior to death.

¹⁹ The follow-up period was from the quarter/year the supervisee started supervision through 12 additional quarters or through the quarter/year the supervisee recidivated.

Recidivism Rates By Community Supervision Location

Community Supervision Location	FY2020 Starters	FY2020 Recidivists	Recidivism Rate*	Pages of Report
District 1 - Richmond P&P	1,025	134	13.1%	15-16
District 2 - Norfolk P&P	1,031	159	15.4%	17-18
District 3 - Portsmouth P&P	555	63	11.4%	19-20
District 4 - Accomac P&P	145	16	11.0%	21-22
District 5 - Gloucester P&P	237	50	21.1%	23-24
District 6 - Suffolk P&P	473	74	15.6%	25-26
District 7 - Petersburg P&P	485	67	13.8%	27-28
District 8 - South Boston P&P	447	57	12.8%	29-30
District 9 - Charlottesville P&P	597	87	14.6%	31-32
District 10 - Arlington P&P	364	20	5.5%	33-34
District 11 - Winchester P&P	849	182	21.4%	35-36
District 12 - Staunton P&P	570	132	23.2%	37-38
District 13 - Lynchburg P&P	727	113	15.5%	39-40
District 14 - Danville P&P	483	97	20.1%	41-42
District 15 - Roanoke P&P	1,055	171	16.2%	43-44
District 16 - Wytheville P&P	621	110	17.7%	45-46
District 17 - Abingdon P&P	968	255	26.3%	47-48
District 18 - Norton P&P	778	199	25.6%	49-50
District 19 - Newport News P&P	613	75	12.2%	51-52
District 20 - Bedford P&P	180	27	15.0%	53-54
District 21 - Fredericksburg P&P	1,311	268	20.4%	55-56
District 22 - Martinsville P&P	514	80	15.6%	57-58
District 23 - Virginia Beach P&P	994	162	16.3%	59-60
District 24 - Farmville P&P	323	58	18.0%	61-62
District 25 - Leesburg P&P	548	54	9.9%	63-64
District 26 - Culpeper P&P	412	89	21.6%	65-66
District 27 - Chesterfield P&P	904	128	14.2%	67-68
District 28 - Radford P&P	554	97	17.5%	69-70
District 29 - Fairfax P&P	837	42	5.0%	71-72
District 30 - Hampton P&P	463	48	10.4%	73-74
District 31 - Chesapeake P&P	978	199	20.3%	75-76
District 32 - Henrico P&P	1,061	189	17.8%	77-78
District 33 - Warsaw P&P	191	35	18.3%	79-80
District 34 - Williamsburg P&P	362	72	19.9%	81-82
District 35 - Manassas P&P	698	70	10.0%	83-84
District 36 - Alexandria P&P	231	9	3.9%	85-86
District 37 - Rocky Mount P&P	243	56	23.0%	87-88
District 38 - Emporia P&P	390	62	15.9%	89-90
District 39 - Harrisonburg P&P	643	178	27.7%	91-92
District 40 - Fincastle P&P	427	78	18.3%	93-94
District 41 - Ashland P&P	361	58	16.1%	95-96
District 42 - Franklin P&P	109	18	16.5%	97-98
District 43 - Tazewell P&P	657	118	18.0%	99-100
Administrative P&P	276	31	11.2%	101-102
Voice Verification Biometrics Unit (VVBV)	3,060	40	1.3%	103-104
Overall	28,750	4,327	15.1%	10-11

NOTE: Recidivists are categorized by the community location where they were supervised longest during the study period.
**Indicates a state responsible term of incarceration within three years of their FY2020 community start date.*

All FY2020 Community Starters: Employment During Follow-up Period

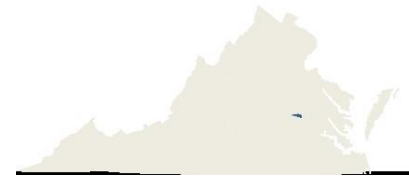
All FY2020 Community Starters: Employment* During Follow-up Period**								
Community Supervision Location	Unemployed		Employed for less than 47%		Employed between 47% and 77%		Employed for greater than 77%	
District 1 - Richmond P&P	347	34%	342	33%	181	18%	155	15%
District 2 - Norfolk P&P	342	33%	328	32%	178	17%	183	18%
District 3 - Portsmouth P&P	231	42%	176	32%	71	13%	77	14%
District 4 - Accomac P&P	69	48%	36	25%	25	17%	15	10%
District 5 - Gloucester P&P	108	46%	63	27%	32	14%	34	14%
District 6 - Suffolk P&P	216	46%	138	29%	61	13%	58	12%
District 7 - Petersburg P&P	209	43%	156	32%	69	14%	51	11%
District 8 - South Boston P&P	179	40%	151	34%	66	15%	51	11%
District 9 - Charlottesville P&P	233	39%	155	26%	95	16%	114	19%
District 10 - Arlington P&P	234	64%	78	21%	30	8%	22	6%
District 11 - Winchester P&P	386	45%	249	29%	131	15%	83	10%
District 12 - Staunton P&P	205	36%	198	35%	81	14%	86	15%
District 13 - Lynchburg P&P	284	39%	228	31%	117	16%	98	13%
District 14 - Danville P&P	220	46%	144	30%	53	11%	66	14%
District 15 - Roanoke P&P	468	44%	331	31%	141	13%	115	11%
District 16 - Wytheville P&P	382	62%	133	21%	66	11%	40	6%
District 17 - Abingdon P&P	539	56%	283	29%	87	9%	59	6%
District 18 - Norton P&P	559	72%	161	21%	34	4%	24	3%
District 19 - Newport News P&P	228	37%	202	33%	102	17%	81	13%
District 20 - Bedford P&P	64	36%	55	31%	28	16%	33	18%
District 21 - Fredericksburg P&P	627	48%	367	28%	175	13%	142	11%
District 22 - Martinsville P&P	224	44%	162	32%	83	16%	45	9%
District 23 - Virginia Beach P&P	484	49%	277	28%	135	14%	98	10%
District 24 - Farmville P&P	165	51%	82	25%	41	13%	35	11%
District 25 - Leesburg P&P	277	51%	145	26%	59	11%	67	12%
District 26 - Culpeper P&P	160	39%	125	30%	49	12%	78	19%
District 27 - Chesterfield P&P	417	46%	276	31%	113	13%	98	11%
District 28 - Radford P&P	241	44%	169	31%	79	14%	65	12%
District 29 - Fairfax P&P	462	55%	188	22%	90	11%	97	12%
District 30 - Hampton P&P	218	47%	131	28%	59	13%	55	12%
District 31 - Chesapeake P&P	496	51%	281	29%	111	11%	90	9%
District 32 - Henrico P&P	416	39%	339	32%	151	14%	155	15%
District 33 - Warsaw P&P	74	39%	66	35%	31	16%	20	10%
District 34 - Williamsburg P&P	141	39%	100	28%	62	17%	59	16%
District 35 - Manassas P&P	302	43%	215	31%	86	12%	95	14%
District 36 - Alexandria P&P	123	53%	61	26%	19	8%	28	12%
District 37 - Rocky Mount P&P	102	42%	71	29%	40	16%	30	12%
District 38 - Emporia P&P	159	41%	116	30%	51	13%	64	16%
District 39 - Harrisonburg P&P	238	37%	222	35%	106	16%	77	12%
District 40 - Fincastle P&P	182	43%	123	29%	72	17%	50	12%
District 41 - Ashland P&P	167	46%	105	29%	51	14%	38	11%
District 42 - Franklin P&P	53	49%	29	27%	17	16%	10	9%
District 43 - Tazewell P&P	403	61%	175	27%	44	7%	35	5%
Administrative P&P	213	77%	48	17%	8	3%	7	3%
Voice Verification Biometrics Unit (VVBV)	835	27%	716	23%	531	17%	978	32%
Overall	12,682	44%	8,196	29%	3,911	14%	3,961	14%
<p>*Employment information was obtained from the Virginia Employment Commission (VEC). VEC data contains only data from Virginia employers subject to unemployment compensation laws. Employment where wages were earned under the table, through freelance work, from another state, or in Washington D.C. are not included in this data. Employment was defined as any wages earned during a quarter.</p> <p>**The time that a supervisee was employed is defined as the percentage of quarters that a supervisee was employed during the follow-up period while at liberty. The follow-up period was from the quarter/year the supervisee started supervision through 12 additional quarters or through the quarter/year the supervisee recidivated.</p>								

Recidivating FY2020 Community Starters: Employment During Follow-up Period

Recidivating FY2020 Community Starters: Employment* During Follow-up Period**								
Community Supervision Location	Unemployed		Employed for less than 47%		Employed between 47% and 77%		Employed for greater than 77%	
District 1 - Richmond P&P	63	47%	51	38%	15	11%	5	4%
District 2 - Norfolk P&P	80	50%	58	36%	14	9%	7	4%
District 3 - Portsmouth P&P	32	51%	21	33%	6	10%	4	6%
District 4 - Accomac P&P	9	56%	4	25%	3	19%	0	0%
District 5 - Gloucester P&P	30	60%	10	20%	8	16%	2	4%
District 6 - Suffolk P&P	38	51%	23	31%	11	15%	2	3%
District 7 - Petersburg P&P	32	48%	28	42%	7	10%	0	0%
District 8 - South Boston P&P	28	49%	23	40%	4	7%	2	4%
District 9 - Charlottesville P&P	43	49%	27	31%	11	13%	6	7%
District 10 - Arlington P&P	12	60%	4	20%	1	5%	3	15%
District 11 - Winchester P&P	82	45%	66	36%	27	15%	7	4%
District 12 - Staunton P&P	52	39%	59	45%	13	10%	8	6%
District 13 - Lynchburg P&P	62	55%	36	32%	10	9%	5	4%
District 14 - Danville P&P	57	59%	28	29%	9	9%	3	3%
District 15 - Roanoke P&P	107	63%	46	27%	14	8%	4	2%
District 16 - Wytheville P&P	62	56%	31	28%	14	13%	3	3%
District 17 - Abingdon P&P	178	70%	56	22%	15	6%	6	2%
District 18 - Norton P&P	153	77%	36	18%	9	5%	1	1%
District 19 - Newport News P&P	38	51%	27	36%	8	11%	2	3%
District 20 - Bedford P&P	18	67%	6	22%	1	4%	2	7%
District 21 - Fredericksburg P&P	151	56%	81	30%	31	12%	5	2%
District 22 - Martinsville P&P	44	55%	23	29%	11	14%	2	3%
District 23 - Virginia Beach P&P	93	57%	48	30%	17	10%	4	2%
District 24 - Farmville P&P	37	64%	17	29%	2	3%	2	3%
District 25 - Leesburg P&P	28	52%	20	37%	6	11%	0	0%
District 26 - Culpeper P&P	40	45%	30	34%	15	17%	4	4%
District 27 - Chesterfield P&P	67	52%	53	41%	8	6%	0	0%
District 28 - Radford P&P	53	55%	33	34%	9	9%	2	2%
District 29 - Fairfax P&P	27	64%	8	19%	5	12%	2	5%
District 30 - Hampton P&P	34	71%	9	19%	3	6%	2	4%
District 31 - Chesapeake P&P	111	56%	58	29%	21	11%	9	5%
District 32 - Henrico P&P	103	54%	55	29%	24	13%	7	4%
District 33 - Warsaw P&P	16	46%	15	43%	3	9%	1	3%
District 34 - Williamsburg P&P	33	46%	23	32%	15	21%	1	1%
District 35 - Manassas P&P	30	43%	28	40%	8	11%	4	6%
District 36 - Alexandria P&P	6	67%	2	22%	1	11%	0	0%
District 37 - Rocky Mount P&P	30	54%	17	30%	8	14%	1	2%
District 38 - Emporia P&P	32	52%	16	26%	9	15%	5	8%
District 39 - Harrisonburg P&P	68	38%	81	46%	21	12%	8	4%
District 40 - Fincastle P&P	40	51%	27	35%	11	14%	0	0%
District 41 - Ashland P&P	21	36%	21	36%	11	19%	5	9%
District 42 - Franklin P&P	13	72%	1	6%	3	17%	1	6%
District 43 - Tazewell P&P	87	74%	26	22%	3	3%	2	2%
Administrative P&P	24	77%	6	19%	1	3%	0	0%
Voice Verification Biometrics Unit (VVBV)	11	28%	15	38%	10	25%	4	10%
Overall	2,375	55%	1,353	31%	456	11%	143	3%
<p>*Employment information was obtained from the Virginia Employment Commission (VEC). VEC data contains only data from Virginia employers subject to unemployment compensation laws. Employment where wages were earned under the table, through freelance work, from another state, or in Washington D.C. are not included in this data. Employment was defined as any wages earned during a quarter.</p> <p>**The time that a supervisee was employed is defined as the percentage of quarters that a supervisee was employed during the follow-up period while at liberty. The follow-up period was from the quarter/year the supervisee started supervision through 12 additional quarters or through the quarter/year the supervisee recidivated.</p>								

District 1 (Richmond P&P) – All Community Starters

(includes the City of Richmond)



- 1,025 of the FY2020 community starters had Richmond P&P as their primary supervision location.
- Gender
 - 866 (84%) Male
 - 159 (16%) Female
- Criminal History (prior to FY2020 community start date)
 - 317 (31%) had no history of state responsible terms of incarceration.
 - 333 (32%) had exactly one term of state responsible incarceration.
 - 184 (18%) had exactly two terms of state responsible incarceration.
 - 191 (19%) had at least three terms of state responsible incarceration.
- DOC Crime Type
 - 365 (36%) had a “Violent” most serious offense.
 - 312 (30%) had a “Property/Public Order” most serious offense.
 - 340 (33%) had a “Drug” most serious offense.
 - 8 (1%) did not have their offense information reported.
- Age on FY2020 Community Start Date
 - 303 (30%) were younger than age 30.
 - 440 (43%) were between ages 30 and 44.
 - 160 (16%) were between ages 45 and 54.
 - 122 (12%) were age 55 or older.
- Supervision Assignment Level
 - 20 (2%) had a “Low” supervision assignment level.
 - 808 (79%) had a “Medium” supervision assignment level.
 - 1 (<1%) had an “Elevated” supervision assignment level.
 - 150 (15%) had a “High” supervision assignment level.
 - 46 (4%) did not have a supervision assignment level reported.
- History of Positive Drug Tests for Multiple Drugs (Both Opioids and Cocaine)
 - 37 (4%) had no drug test history.
 - 2 (<1%) were not tested for opioids or cocaine.
 - 464 (45%) tested negative for opioids or cocaine.
 - 119 (12%) tested positive for opioids only.
 - 133 (13%) tested positive for cocaine only.
 - 270 (26%) tested positive for opioids and cocaine.
- History of Positive Drug Test Results for Meth
 - 1 (<1%) tested positive for meth.
 - 1,024 (>99%) were not tested or tested negative for meth.
- COMPAS Recidivism Risk Level
 - 207 (20%) were at “Low” risk to recidivate.
 - 319 (31%) were at “Medium” risk to recidivate.
 - 354 (35%) were at “High” risk to recidivate.
 - 145 (14%) did not have a recidivism risk level reported.
- Gang Affiliation
 - 90 (9%) had a known gang affiliation.
 - 935 (91%) did not have a known gang affiliation.

District 1 (Richmond P&P) – Recidivating Supervisees

(includes the City of Richmond)



- 134 (13.1%) of the FY2020 community starters from Richmond P&P were sentenced to a term of state responsible incarceration or violated parole and were sentenced to a term of state responsible incarceration within three years of their community start date.
- Gender
 - 128 (96%) Male
 - 6 (4%) Female
- Criminal History
 - 20 (15%) had no history of state responsible terms of incarceration.
 - 46 (34%) had exactly one term of state responsible incarceration.
 - 36 (27%) had exactly two terms of state responsible incarceration.
 - 32 (24%) had at least three terms of state responsible incarceration.
- DOC Crime Type
 - 60 (45%) had a “Violent” most serious offense.
 - 40 (30%) had a “Property/Public Order” most serious offense.
 - 33 (25%) had a “Drug” most serious offense.
 - 1 (1%) did not have their offense information reported.
- Age on FY2020 Community Start Date
 - 59 (44%) were younger than age 30.
 - 52 (39%) were between ages 30 and 44.
 - 13 (10%) were between ages 45 and 54.
 - 10 (7%) were age 55 or older.
- Supervision Assignment Level
 - 88 (66%) had a “Medium” supervision assignment level.
 - 1 (1%) had an “Elevated” supervision assignment level.
 - 36 (27%) had a “High” supervision assignment level.
 - 9 (7%) did not have a supervision assignment level reported.
- History of Positive Drug Tests for Multiple Drugs (Both Opioids and Cocaine)
 - 4 (3%) had no drug test history.
 - 47 (35%) tested negative for opioids or cocaine.
 - 13 (10%) tested positive for opioids only.
 - 14 (10%) tested positive for cocaine only.
 - 56 (42%) tested positive for opioids and cocaine.
- History of Positive Drug Tests for Meth
 - 134 (100%) were not tested or tested negative for meth.
- COMPAS Recidivism Risk Level
 - 18 (13%) were at “Low” risk to recidivate.
 - 35 (26%) were at “Medium” risk to recidivate.
 - 77 (57%) were at “High” risk to recidivate.
 - 4 (3%) did not have a recidivism risk level reported.
- Gang Affiliation
 - 25 (19%) had a known gang affiliation.
 - 109 (81%) did not have a known gang affiliation.

District 2 (Norfolk P&P) – All Community Starters

(includes the City of Norfolk)



- 1,031 of the FY2020 community starters had Norfolk P&P as their primary supervision location.
- Gender
 - 902 (87%) Male
 - 127 (12%) Female
 - 2 (<1%) Other
- Criminal History (prior to FY2020 community start date)
 - 287 (28%) had no history of state responsible terms of incarceration.
 - 342 (33%) had exactly one term of state responsible incarceration.
 - 183 (18%) had exactly two terms of state responsible incarceration.
 - 219 (21%) had at least three terms of state responsible incarceration.
- DOC Crime Type
 - 371 (36%) had a “Violent” most serious offense.
 - 388 (38%) had a “Property/Public Order” most serious offense.
 - 267 (26%) had a “Drug” most serious offense.
 - 5 (<1%) did not have their offense information reported.
- Age on FY2020 Community Start Date
 - 303 (29%) were younger than age 30.
 - 409 (40%) were between ages 30 and 44.
 - 192 (19%) were between ages 45 and 54.
 - 127 (12%) were age 55 or older.
- Supervision Assignment Level
 - 16 (2%) had a “Low” supervision assignment level.
 - 696 (68%) had a “Medium” supervision assignment level.
 - 7 (1%) had an “Elevated” supervision assignment level.
 - 250 (24%) had a “High” supervision assignment level.
 - 62 (6%) did not have a supervision assignment level reported.
- History of Positive Drug Tests for Multiple Drugs (Both Opioids and Cocaine)
 - 55 (5%) had no drug test history.
 - 508 (49%) tested negative for opioids or cocaine.
 - 72 (7%) tested positive for opioids only.
 - 226 (22%) tested positive for cocaine only.
 - 170 (16%) tested positive for opioids and cocaine.
- History of Positive Drug Test Results for Meth
 - 5 (<1%) tested positive for meth.
 - 1,026 (>99%) were not tested or tested negative for meth.
- COMPAS Recidivism Risk Level
 - 211 (20%) were at “Low” risk to recidivate.
 - 326 (32%) were at “Medium” risk to recidivate.
 - 387 (38%) were at “High” risk to recidivate.
 - 107 (10%) did not have a recidivism risk level reported.
- Gang Affiliation
 - 134 (13%) had a known gang affiliation.
 - 897 (87%) did not have a known gang affiliation.

District 2 (Norfolk P&P) – Recidivating Supervisees

(includes the City of Norfolk)

- 159 (15.4%) of the FY2020 community starters from Norfolk P&P were sentenced to a term of state responsible incarceration or violated parole and were sentenced to a term of state responsible incarceration within three years of their community start date.
- Gender
 - 142 (89%) Male
 - 17 (11%) Female
- Criminal History
 - 41 (26%) had no history of state responsible terms of incarceration.
 - 46 (29%) had exactly one term of state responsible incarceration.
 - 29 (18%) had exactly two terms of state responsible incarceration.
 - 43 (27%) had at least three terms of state responsible incarceration.
- DOC Crime Type
 - 48 (30%) had a “Violent” most serious offense.
 - 75 (47%) had a “Property/Public Order” most serious offense.
 - 35 (22%) had a “Drug” most serious offense.
 - 1 (1%) did not have their offense information reported.
- Age on FY2020 Community Start Date
 - 57 (36%) were younger than age 30.
 - 65 (41%) were between ages 30 and 44.
 - 17 (11%) were between ages 45 and 54.
 - 20 (13%) were age 55 or older.
- Supervision Assignment Level
 - 1 (1%) had a “Low” supervision assignment level.
 - 66 (42%) had a “Medium” supervision assignment level.
 - 3 (2%) had an “Elevated” supervision assignment level.
 - 77 (48%) had a “High” supervision assignment level.
 - 12 (8%) did not have a supervision assignment level reported.
- History of Positive Drug Tests for Multiple Drugs (Both Opioids and Cocaine)
 - 14 (9%) had no drug test history.
 - 63 (40%) tested negative for opioids or cocaine.
 - 11 (7%) tested positive for opioids only.
 - 34 (21%) tested positive for cocaine only.
 - 37 (23%) tested positive for opioids and cocaine.
- History of Positive Drug Tests for Meth
 - 1 (1%) tested positive for meth.
 - 158 (99%) were not tested or tested negative for meth.
- COMPAS Recidivism Risk Level
 - 22 (14%) were at “Low” risk to recidivate.
 - 37 (23%) were at “Medium” risk to recidivate.
 - 96 (60%) were at “High” risk to recidivate.
 - 4 (3%) did not have a recidivism risk level reported.
- Gang Affiliation
 - 31 (19%) had a known gang affiliation.
 - 128 (81%) did not have a known gang affiliation.



District 3 (Portsmouth P&P) – All Community Starters

(includes the City of Portsmouth)



- 555 of the FY2020 community starters had Portsmouth P&P as their primary supervision location.
- Gender
 - 458 (83%) Male
 - 96 (17%) Female
 - 1 (<1%) Other
- Criminal History (prior to FY2020 community start date)
 - 164 (30%) had no history of state responsible terms of incarceration.
 - 158 (28%) had exactly one term of state responsible incarceration.
 - 102 (18%) had exactly two terms of state responsible incarceration.
 - 131 (24%) had at least three terms of state responsible incarceration.
- DOC Crime Type
 - 152 (27%) had a “Violent” most serious offense.
 - 268 (48%) had a “Property/Public Order” most serious offense.
 - 125 (23%) had a “Drug” most serious offense.
 - 10 (2%) did not have their offense information reported.
- Age on FY2020 Community Start Date
 - 132 (24%) were younger than age 30.
 - 228 (41%) were between ages 30 and 44.
 - 108 (19%) were between ages 45 and 54.
 - 87 (16%) were age 55 or older.
- Supervision Assignment Level
 - 16 (3%) had a “Low” supervision assignment level.
 - 417 (75%) had a “Medium” supervision assignment level.
 - 7 (1%) had an “Elevated” supervision assignment level.
 - 87 (16%) had a “High” supervision assignment level.
 - 28 (5%) did not have a supervision assignment level reported.
- History of Positive Drug Tests for Multiple Drugs (Both Opioids and Cocaine)
 - 57 (10%) had no drug test history.
 - 209 (38%) tested negative for opioids or cocaine.
 - 62 (11%) tested positive for opioids only.
 - 99 (18%) tested positive for cocaine only.
 - 128 (23%) tested positive for opioids and cocaine.
- History of Positive Drug Test Results for Meth
 - 1 (<1%) tested positive for meth.
 - 554 (>99%) were not tested or tested negative for meth.
- COMPAS Recidivism Risk Level
 - 80 (14%) were at “Low” risk to recidivate.
 - 178 (32%) were at “Medium” risk to recidivate.
 - 185 (33%) were at “High” risk to recidivate.
 - 112 (20%) did not have a recidivism risk level reported.
- Gang Affiliation
 - 41 (7%) had a known gang affiliation.
 - 514 (93%) did not have a known gang affiliation.

District 3 (Portsmouth P&P) – Recidivating Supervisees

(includes the City of Portsmouth)



- 63 (11.4%) of the FY2020 community starters from Portsmouth P&P were sentenced to a term of state responsible incarceration or violated parole and were sentenced to a term of state responsible incarceration within three years of their community start date.
- Gender
 - 56 (89%) Male
 - 7 (11%) Female
- Criminal History
 - 12 (19%) had no history of state responsible terms of incarceration.
 - 21 (33%) had exactly one term of state responsible incarceration.
 - 12 (19%) had exactly two terms of state responsible incarceration.
 - 18 (29%) had at least three terms of state responsible incarceration.
- DOC Crime Type
 - 23 (37%) had a “Violent” most serious offense.
 - 32 (51%) had a “Property/Public Order” most serious offense.
 - 7 (11%) had a “Drug” most serious offense.
 - 1 (2%) did not have their offense information reported.
- Age on FY2020 Community Start Date
 - 18 (29%) were younger than age 30.
 - 27 (43%) were between ages 30 and 44.
 - 11 (17%) were between ages 45 and 54.
 - 7 (11%) were age 55 or older.
- Supervision Assignment Level
 - 1 (2%) had a “Low” supervision assignment level.
 - 43 (68%) had a “Medium” supervision assignment level.
 - 17 (27%) had a “High” supervision assignment level.
 - 2 (3%) did not have a supervision assignment level reported.
- History of Positive Drug Tests for Multiple Drugs (Both Opioids and Cocaine)
 - 4 (6%) had no drug test history.
 - 22 (35%) tested negative for opioids or cocaine.
 - 8 (13%) tested positive for opioids only.
 - 13 (21%) tested positive for cocaine only.
 - 16 (25%) tested positive for opioids and cocaine.
- History of Positive Drug Tests for Meth
 - 63 (100%) were not tested or tested negative for meth.
- COMPAS Recidivism Risk Level
 - 4 (6%) were at “Low” risk to recidivate.
 - 27 (43%) were at “Medium” risk to recidivate.
 - 31 (49%) were at “High” risk to recidivate.
 - 1 (2%) did not have a recidivism risk level reported.
- Gang Affiliation
 - 5 (8%) had a known gang affiliation.
 - 58 (92%) did not have a known gang affiliation.

District 4 (Accomac P&P) – All Community Starters

(includes the Counties of Accomack and Northampton)



- 145 of the FY2020 community starters had Accomac P&P as their primary supervision location.
- Gender
 - 115 (79%) Male
 - 30 (21%) Female
- Criminal History (prior to FY2020 community start date)
 - 76 (52%) had no history of state responsible terms of incarceration.
 - 44 (30%) had exactly one term of state responsible incarceration.
 - 16 (11%) had exactly two terms of state responsible incarceration.
 - 9 (6%) had at least three terms of state responsible incarceration.
- DOC Crime Type
 - 45 (31%) had a “Violent” most serious offense.
 - 53 (37%) had a “Property/Public Order” most serious offense.
 - 23 (16%) had a “Drug” most serious offense.
 - 24 (17%) did not have their offense information reported.
- Age on FY2020 Community Start Date
 - 41 (28%) were younger than age 30.
 - 59 (41%) were between ages 30 and 44.
 - 23 (16%) were between ages 45 and 54.
 - 22 (15%) were age 55 or older.
- Supervision Assignment Level
 - 1 (1%) had a “Low” supervision assignment level.
 - 103 (71%) had a “Medium” supervision assignment level.
 - 11 (8%) had a “High” supervision assignment level.
 - 30 (21%) did not have a supervision assignment level reported.
- History of Positive Drug Tests for Multiple Drugs (Both Opioids and Cocaine)
 - 27 (19%) had no drug test history.
 - 56 (39%) tested negative for opioids or cocaine.
 - 6 (4%) tested positive for opioids only.
 - 42 (29%) tested positive for cocaine only.
 - 14 (10%) tested positive for opioids and cocaine.
- History of Positive Drug Test Results for Meth
 - 145 (100%) were not tested or tested negative for meth.
- COMPAS Recidivism Risk Level
 - 36 (25%) were at “Low” risk to recidivate.
 - 46 (32%) were at “Medium” risk to recidivate.
 - 26 (18%) were at “High” risk to recidivate.
 - 37 (26%) did not have a recidivism risk level reported.
- Gang Affiliation
 - 7 (5%) had a known gang affiliation.
 - 138 (95%) did not have a known gang affiliation.

District 4 (Accomac P&P) – Recidivating Supervisees

(includes the Counties of Accomack and Northampton)



- 16 (11.0%) of the FY2020 community starters from Accomac P&P were sentenced to a term of state responsible incarceration or violated parole and were sentenced to a term of state responsible incarceration within three years of their community start date.
- Gender
 - 14 (88%) Male
 - 2 (13%) Female
- Criminal History
 - 5 (31%) had no history of state responsible terms of incarceration.
 - 5 (31%) had exactly one term of state responsible incarceration.
 - 3 (19%) had exactly two terms of state responsible incarceration.
 - 3 (19%) had at least three terms of state responsible incarceration.
- DOC Crime Type
 - 5 (31%) had a “Violent” most serious offense.
 - 9 (56%) had a “Property/Public Order” most serious offense.
 - 2 (13%) had a “Drug” most serious offense.
- Age on FY2020 Community Start Date
 - 7 (44%) were younger than age 30.
 - 6 (38%) were between ages 30 and 44.
 - 3 (19%) were between ages 45 and 54.
- Supervision Assignment Level
 - 12 (75%) had a “Medium” supervision assignment level.
 - 3 (19%) had a “High” supervision assignment level.
 - 1 (6%) did not have a supervision assignment level reported.
- History of Positive Drug Tests for Multiple Drugs (Both Opioids and Cocaine)
 - 2 (13%) had no drug test history.
 - 3 (19%) tested negative for opioids or cocaine.
 - 1 (6%) tested positive for opioids only.
 - 5 (31%) tested positive for cocaine only.
 - 5 (31%) tested positive for opioids and cocaine.
- History of Positive Drug Tests for Meth
 - 16 (100%) were not tested or tested negative for meth.
- COMPAS Recidivism Risk Level
 - 5 (31%) were at “Low” risk to recidivate.
 - 6 (38%) were at “Medium” risk to recidivate.
 - 5 (31%) were at “High” risk to recidivate.
- Gang Affiliation
 - 3 (19%) had a known gang affiliation.
 - 13 (81%) did not have a known gang affiliation.

District 5 (Gloucester P&P) – All Community Starters

(includes the Counties of Gloucester, King and Queen, King William, Mathews, and Middlesex)



- 237 of the FY2020 community starters had Gloucester P&P as their primary supervision location.
- Gender
 - 194 (82%) Male
 - 43 (18%) Female
- Criminal History (prior to FY2020 community start date)
 - 93 (39%) had no history of state responsible terms of incarceration.
 - 85 (36%) had exactly one term of state responsible incarceration.
 - 27 (11%) had exactly two terms of state responsible incarceration.
 - 32 (14%) had at least three terms of state responsible incarceration.
- DOC Crime Type
 - 59 (25%) had a “Violent” most serious offense.
 - 93 (39%) had a “Property/Public Order” most serious offense.
 - 84 (35%) had a “Drug” most serious offense.
 - 1 (<1%) did not have their offense information reported
- Age on FY2020 Community Start Date
 - 62 (26%) were younger than age 30.
 - 110 (46%) were between ages 30 and 44.
 - 39 (16%) were between ages 45 and 54.
 - 26 (11%) were age 55 or older.
- Supervision Assignment Level
 - 1 (<1%) had a “Low” supervision assignment level.
 - 188 (79%) had a “Medium” supervision assignment level.
 - 30 (13%) had a “High” supervision assignment level.
 - 18 (8%) did not have a supervision assignment level reported.
- History of Positive Drug Tests for Multiple Drugs (Both Opioids and Cocaine)
 - 11 (5%) had no drug test history.
 - 113 (48%) tested negative for opioids or cocaine.
 - 39 (16%) tested positive for opioids only.
 - 31 (13%) tested positive for cocaine only.
 - 43 (18%) tested positive for opioids and cocaine.
- History of Positive Drug Test Results for Meth
 - 31 (13%) tested positive for meth.
 - 206 (87%) were not tested or tested negative for meth.
- COMPAS Recidivism Risk Level
 - 91 (38%) were at “Low” risk to recidivate.
 - 74 (31%) were at “Medium” risk to recidivate.
 - 48 (20%) were at “High” risk to recidivate.
 - 24 (10%) did not have a recidivism risk level reported.
- Gang Affiliation
 - 7 (3%) had a known gang affiliation.
 - 230 (97%) did not have a known gang affiliation.

District 5 (Gloucester P&P) – Recidivating Supervisees

(includes the Counties of Gloucester, King and Queen, King William, Mathews, and Middlesex)



- 50 (21.1%) of the FY2020 community starters from Gloucester P&P were sentenced to a term of state responsible incarceration or violated parole and were sentenced to a term of state responsible incarceration within three years of their community start date.
- Gender
 - 39 (78%) Male
 - 11 (22%) Female
- Criminal History
 - 16 (32%) had no history of state responsible terms of incarceration.
 - 18 (36%) had exactly one term of state responsible incarceration.
 - 5 (10%) had exactly two terms of state responsible incarceration.
 - 11 (22%) had at least three terms of state responsible incarceration.
- DOC Crime Type
 - 12 (24%) had a “Violent” most serious offense.
 - 23 (46%) had a “Property/Public Order” most serious offense.
 - 15 (30%) had a “Drug” most serious offense.
- Age on FY2020 Community Start Date
 - 17 (34%) were younger than age 30.
 - 26 (52%) were between ages 30 and 44.
 - 3 (6%) were between ages 45 and 54.
 - 4 (8%) were age 55 or older.
- Supervision Assignment Level
 - 35 (70%) had a “Medium” supervision assignment level.
 - 11 (22%) had a “High” supervision assignment level.
 - 4 (8%) did not have a supervision assignment level reported.
- History of Positive Drug Tests for Multiple Drugs (Both Opioids and Cocaine)
 - 18 (36%) tested negative for opioids or cocaine.
 - 11 (22%) tested positive for opioids only.
 - 8 (16%) tested positive for cocaine only.
 - 13 (26%) tested positive for opioids and cocaine.
- History of Positive Drug Tests for Meth
 - 10 (20%) tested positive for meth.
 - 40 (80%) were not tested or tested negative for meth.
- COMPAS Recidivism Risk Level
 - 12 (24%) were at “Low” risk to recidivate.
 - 18 (36%) were at “Medium” risk to recidivate.
 - 16 (32%) were at “High” risk to recidivate.
 - 4 (8%) did not have a recidivism risk level reported.
- Gang Affiliation
 - 3 (6%) had a known gang affiliation.
 - 47 (94%) did not have a known gang affiliation.

District 6 (Suffolk P&P) – All Community Starters

(includes the County of Isle of Wight and the City of Suffolk)



- 473 of the FY2020 community starters had Suffolk P&P as their primary supervision location.
- Gender
 - 391 (83%) Male
 - 82 (17%) Female
- Criminal History (prior to FY2020 community start date)
 - 175 (37%) had no history of state responsible terms of incarceration.
 - 167 (35%) had exactly one term of state responsible incarceration.
 - 70 (15%) had exactly two terms of state responsible incarceration.
 - 61 (13%) had at least three terms of state responsible incarceration.
- DOC Crime Type
 - 144 (30%) had a “Violent” most serious offense.
 - 216 (46%) had a “Property/Public Order” most serious offense.
 - 99 (21%) had a “Drug” most serious offense.
 - 14 (3%) did not have their offense information reported.
- Age on FY2020 Community Start Date
 - 129 (27%) were younger than age 30.
 - 192 (41%) were between ages 30 and 44.
 - 85 (18%) were between ages 45 and 54.
 - 67 (14%) were age 55 or older.
- Supervision Assignment Level
 - 15 (3%) had a “Low” supervision assignment level.
 - 351 (74%) had a “Medium” supervision assignment level.
 - 3 (1%) had an “Elevated” supervision assignment level.
 - 63 (13%) had a “High” supervision assignment level.
 - 41 (9%) did not have a supervision assignment level reported.
- History of Positive Drug Tests for Multiple Drugs (Both Opioids and Cocaine)
 - 61 (13%) had no drug test history.
 - 234 (49%) tested negative for opioids or cocaine.
 - 37 (8%) tested positive for opioids only.
 - 83 (18%) tested positive for cocaine only.
 - 58 (12%) tested positive for opioids and cocaine.
- History of Positive Drug Test Results for Meth
 - 2 (<1%) tested positive for meth.
 - 471 (>99%) were not tested or tested negative for meth.
- COMPAS Recidivism Risk Level
 - 100 (21%) were at “Low” risk to recidivate.
 - 145 (31%) were at “Medium” risk to recidivate.
 - 99 (21%) were at “High” risk to recidivate.
 - 129 (27%) did not have a recidivism risk level reported.
- Gang Affiliation
 - 29 (6%) had a known gang affiliation.
 - 444 (94%) did not have a known gang affiliation.

District 6 (Suffolk P&P) – Recidivating Supervisees

(includes the County of Isle of Wight and the City of Suffolk)



- 74 (15.6%) of the FY2020 community starters from Suffolk P&P were sentenced to a term of state responsible incarceration or violated parole and were sentenced to a term of state responsible incarceration within three years of their community start date.
- Gender
 - 66 (89%) Male
 - 8 (11%) Female
- Criminal History
 - 15 (20%) had no history of state responsible terms of incarceration.
 - 27 (36%) had exactly one term of state responsible incarceration.
 - 15 (20%) had exactly two terms of state responsible incarceration.
 - 17 (23%) had at least three terms of state responsible incarceration.
- DOC Crime Type
 - 27 (36%) had a “Violent” most serious offense.
 - 38 (51%) had a “Property/Public Order” most serious offense.
 - 9 (12%) had a “Drug” most serious offense.
- Age on FY2020 Community Start Date
 - 21 (28%) were younger than age 30.
 - 37 (50%) were between ages 30 and 44.
 - 15 (20%) were between ages 45 and 54.
 - 1 (1%) was age 55 or older.
- Supervision Assignment Level
 - 1 (1%) had a “Low” supervision assignment level.
 - 51 (69%) had a “Medium” supervision assignment level.
 - 1 (1%) had an “Elevated” supervision assignment level.
 - 20 (27%) had a “High” supervision assignment level.
 - 1 (1%) did not have a supervision assignment level reported.
- History of Positive Drug Tests for Multiple Drugs (Both Opioids and Cocaine)
 - 8 (11%) had no drug test history.
 - 33 (45%) tested negative for opioids or cocaine.
 - 8 (11%) tested positive for opioids only.
 - 14 (19%) tested positive for cocaine only.
 - 11 (15%) tested positive for opioids and cocaine.
- History of Positive Drug Tests for Meth
 - 74 (100%) were not tested or tested negative for meth.
- COMPAS Recidivism Risk Level
 - 16 (22%) were at “Low” risk to recidivate.
 - 27 (36%) were at “Medium” risk to recidivate.
 - 24 (32%) were at “High” risk to recidivate.
 - 7 (9%) did not have a recidivism risk level reported.
- Gang Affiliation
 - 8 (11%) had a known gang affiliation.
 - 66 (89%) did not have a known gang affiliation.

District 7 (Petersburg P&P) – All Community Starters

(includes the Counties of Amelia, Dinwiddie, Nottoway, and Powhatan, and the City of Petersburg)



- 485 of the FY2020 community starters had Petersburg P&P as their primary supervision location.
- Gender
 - 392 (81%) Male
 - 93 (19%) Female
- Criminal History (prior to FY2020 community start date)
 - 185 (38%) had no history of state responsible terms of incarceration.
 - 146 (30%) had exactly one term of state responsible incarceration.
 - 76 (16%) had exactly two terms of state responsible incarceration.
 - 78 (16%) had at least three terms of state responsible incarceration.
- DOC Crime Type
 - 135 (28%) had a “Violent” most serious offense.
 - 189 (39%) had a “Property/Public Order” most serious offense.
 - 150 (31%) had a “Drug” most serious offense.
 - 11 (2%) did not have their offense information reported.
- Age on FY2020 Community Start Date
 - 127 (26%) were younger than age 30.
 - 217 (45%) were between ages 30 and 44.
 - 90 (19%) were between ages 45 and 54.
 - 51 (11%) were age 55 or older.
- Supervision Assignment Level
 - 12 (2%) had a “Low” supervision assignment level.
 - 357 (74%) had a “Medium” supervision assignment level.
 - 2 (<1%) had an “Elevated” supervision assignment level.
 - 48 (10%) had a “High” supervision assignment level.
 - 66 (14%) did not have a supervision assignment level reported.
- History of Positive Drug Tests for Multiple Drugs (Both Opioids and Cocaine)
 - 32 (7%) had no drug test history.
 - 218 (45%) tested negative for opioids or cocaine.
 - 50 (10%) tested positive for opioids only.
 - 123 (25%) tested positive for cocaine only.
 - 62 (13%) tested positive for opioids and cocaine.
- History of Positive Drug Test Results for Meth
 - 3 (1%) tested positive for meth.
 - 482 (99%) were not tested or tested negative for meth.
- COMPAS Recidivism Risk Level
 - 100 (21%) were at “Low” risk to recidivate.
 - 156 (32%) were at “Medium” risk to recidivate.
 - 124 (26%) were at “High” risk to recidivate.
 - 105 (22%) did not have a recidivism risk level reported.
- Gang Affiliation
 - 19 (4%) had a known gang affiliation.
 - 466 (96%) did not have a known gang affiliation.

District 7 (Petersburg P&P) – Recidivating Supervisees

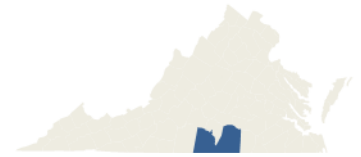
(includes the Counties of Amelia, Dinwiddie, Nottoway, and Powhatan, and the City of Petersburg)



- 67 (13.8%) of the FY2020 community starters from Petersburg P&P were sentenced to a term of state responsible incarceration or violated parole and were sentenced to a term of state responsible incarceration within three years of their community start date.
- Gender
 - 58 (87%) Male
 - 9 (13%) Female
- Criminal History
 - 13 (19%) had no history of state responsible terms of incarceration.
 - 19 (28%) had exactly one term of state responsible incarceration.
 - 14 (21%) had exactly two terms of state responsible incarceration.
 - 21 (31%) had at least three terms of state responsible incarceration.
- DOC Crime Type
 - 22 (33%) had a “Violent” most serious offense.
 - 32 (48%) had a “Property/Public Order” most serious offense.
 - 13 (19%) had a “Drug” most serious offense.
- Age on FY2020 Community Start Date
 - 24 (36%) were younger than age 30.
 - 23 (34%) were between ages 30 and 44.
 - 15 (22%) were between ages 45 and 54.
 - 5 (7%) were age 55 or older.
- Supervision Assignment Level
 - 1 (1%) had a “Low” supervision assignment level.
 - 52 (78%) had a “Medium” supervision assignment level.
 - 8 (12%) had a “High” supervision assignment level.
 - 6 (9%) did not have a supervision assignment level reported.
- History of Positive Drug Tests for Multiple Drugs (Both Opioids and Cocaine)
 - 1 (1%) had no drug test history.
 - 23 (34%) tested negative for opioids or cocaine.
 - 13 (19%) tested positive for opioids only.
 - 23 (34%) tested positive for cocaine only.
 - 7 (10%) tested positive for opioids and cocaine.
- History of Positive Drug Tests for Meth
 - 67 (100%) were not tested or tested negative for meth.
- COMPAS Recidivism Risk Level
 - 11 (16%) were at “Low” risk to recidivate.
 - 29 (43%) were at “Medium” risk to recidivate.
 - 24 (36%) were at “High” risk to recidivate.
 - 3 (4%) did not have a recidivism risk level reported.
- Gang Affiliation
 - 1 (1%) had a known gang affiliation.
 - 66 (99%) did not have a known gang affiliation.

District 8 (South Boston P&P) – All Community Starters

(includes the Counties of Halifax, Lunenburg, and Mecklenburg)



- 447 of the FY2020 community starters had South Boston P&P as their primary supervision location.
- Gender
 - 361 (81%) Male
 - 86 (19%) Female
- Criminal History (prior to FY2020 community start date)
 - 216 (48%) had no history of state responsible terms of incarceration.
 - 130 (29%) had exactly one term of state responsible incarceration.
 - 57 (13%) had exactly two terms of state responsible incarceration.
 - 44 (10%) had at least three terms of state responsible incarceration.
- DOC Crime Type
 - 152 (34%) had a “Violent” most serious offense.
 - 172 (38%) had a “Property/Public Order” most serious offense.
 - 115 (26%) had a “Drug” most serious offense.
 - 8 (2%) did not have their offense information reported.
- Age on FY2020 Community Start Date
 - 150 (34%) were younger than age 30.
 - 192 (43%) were between ages 30 and 44.
 - 61 (14%) were between ages 45 and 54.
 - 44 (10%) were age 55 or older.
- Supervision Assignment Level
 - 43 (10%) had a “Low” supervision assignment level.
 - 311 (70%) had a “Medium” supervision assignment level.
 - 1 (<1%) had an “Elevated” supervision assignment level.
 - 41 (9%) had a “High” supervision assignment level.
 - 51 (11%) did not have a supervision assignment level reported.
- History of Positive Drug Tests for Multiple Drugs (Both Opioids and Cocaine)
 - 61 (14%) had no drug test history.
 - 254 (57%) tested negative for opioids or cocaine.
 - 33 (7%) tested positive for opioids only.
 - 78 (17%) tested positive for cocaine only.
 - 21 (5%) tested positive for opioids and cocaine.
- History of Positive Drug Test Results for Meth
 - 2 (<1%) tested positive for meth.
 - 445 (>99%) were not tested or tested negative for meth.
- COMPAS Recidivism Risk Level
 - 149 (33%) were at “Low” risk to recidivate.
 - 148 (33%) were at “Medium” risk to recidivate.
 - 76 (17%) were at “High” risk to recidivate.
 - 74 (17%) did not have a recidivism risk level reported.
- Gang Affiliation
 - 22 (5%) had a known gang affiliation.
 - 425 (95%) did not have a known gang affiliation.

District 8 (South Boston P&P) – Recidivating Supervisees

(includes the Counties of Halifax, Lunenburg, and Mecklenburg)



- 57 (12.8%) of the FY2020 community starters from South Boston P&P were sentenced to a term of state responsible incarceration or violated parole and were sentenced to a term of state responsible incarceration within three years of their community start date.
- Gender
 - 52 (91%) Male
 - 5 (9%) Female
- Criminal History
 - 23 (40%) had no history of state responsible terms of incarceration.
 - 19 (33%) had exactly one term of state responsible incarceration.
 - 6 (11%) had exactly two terms of state responsible incarceration.
 - 9 (16%) had at least three terms of state responsible incarceration.
- DOC Crime Type
 - 17 (30%) had a “Violent” most serious offense.
 - 25 (44%) had a “Property/Public Order” most serious offense.
 - 15 (26%) had a “Drug” most serious offense.
- Age on FY2020 Community Start Date
 - 27 (47%) were younger than age 30.
 - 22 (39%) were between ages 30 and 44.
 - 6 (11%) were between ages 45 and 54.
 - 2 (4%) were age 55 or older.
- Supervision Assignment Level
 - 5 (9%) had a “Low” supervision assignment level.
 - 41 (72%) had a “Medium” supervision assignment level.
 - 1 (2%) had an “Elevated” supervision assignment level.
 - 7 (12%) had a “High” supervision assignment level.
 - 3 (5%) did not have a supervision assignment level reported.
- History of Positive Drug Tests for Multiple Drugs (Both Opioids and Cocaine)
 - 2 (4%) had no drug test history.
 - 30 (53%) tested negative for opioids or cocaine.
 - 5 (9%) tested positive for opioids only.
 - 16 (28%) tested positive for cocaine only.
 - 4 (7%) tested positive for opioids and cocaine.
- History of Positive Drug Tests for Meth
 - 1 (2%) tested positive for meth.
 - 56 (98%) were not tested or tested negative for meth.
- COMPAS Recidivism Risk Level
 - 17 (30%) were at “Low” risk to recidivate.
 - 24 (42%) were at “Medium” risk to recidivate.
 - 16 (28%) were at “High” risk to recidivate.
- Gang Affiliation
 - 5 (9%) had a known gang affiliation.
 - 52 (91%) did not have a known gang affiliation.

District 9 (Charlottesville P&P) – All Community Starters

(includes the Counties of Albemarle, Fluvanna, Goochland, and Louisa, and the City of Charlottesville)



- 597 of the FY2020 community starters had Charlottesville P&P as their primary supervision location.
- Gender
 - 466 (78%) Male
 - 131 (22%) Female
- Criminal History (prior to FY2020 community start date)
 - 249 (42%) had no history of state responsible terms of incarceration.
 - 173 (29%) had exactly one term of state responsible incarceration.
 - 90 (15%) had exactly two terms of state responsible incarceration.
 - 85 (14%) had at least three terms of state responsible incarceration.
- DOC Crime Type
 - 174 (29%) had a “Violent” most serious offense.
 - 236 (40%) had a “Property/Public Order” most serious offense.
 - 163 (27%) had a “Drug” most serious offense.
 - 24 (4%) did not have their offense information reported.
- Age on FY2020 Community Start Date
 - 166 (28%) were younger than age 30.
 - 261 (44%) were between ages 30 and 44.
 - 99 (17%) were between ages 45 and 54.
 - 71 (12%) were age 55 or older.
- Supervision Assignment Level
 - 54 (9%) had a “Low” supervision assignment level.
 - 387 (65%) had a “Medium” supervision assignment level.
 - 9 (2%) had an “Elevated” supervision assignment level.
 - 93 (16%) had a “High” supervision assignment level.
 - 54 (9%) did not have a supervision assignment level reported.
- History of Positive Drug Tests for Multiple Drugs (Both Opioids and Cocaine)
 - 59 (10%) had no drug test history.
 - 301 (50%) tested negative for opioids or cocaine.
 - 69 (12%) tested positive for opioids only.
 - 103 (17%) tested positive for cocaine only.
 - 65 (11%) tested positive for opioids and cocaine.
- History of Positive Drug Test Results for Meth
 - 8 (1%) tested positive for meth.
 - 589 (99%) were not tested or tested negative for meth.
- COMPAS Recidivism Risk Level
 - 137 (23%) were at “Low” risk to recidivate.
 - 181 (30%) were at “Medium” risk to recidivate.
 - 164 (27%) were at “High” risk to recidivate.
 - 115 (19%) did not have a recidivism risk level reported.
- Gang Affiliation
 - 36 (6%) had a known gang affiliation.
 - 561 (94%) did not have a known gang affiliation.

District 9 (Charlottesville P&P) – Recidivating Supervisees

(includes the Counties of Albemarle, Fluvanna, Goochland, and Louisa, and the City of Charlottesville)



- 87 (14.6%) of the FY2020 community starters from Charlottesville P&P were sentenced to a term of state responsible incarceration or violated parole and were sentenced to a term of state responsible incarceration within three years of their community start date.
- Gender
 - 80 (92%) Male
 - 7 (8%) Female
- Criminal History
 - 14 (16%) had no history of state responsible terms of incarceration.
 - 28 (32%) had exactly one term of state responsible incarceration.
 - 22 (25%) had exactly two terms of state responsible incarceration.
 - 23 (26%) had at least three terms of state responsible incarceration.
- DOC Crime Type
 - 29 (33%) had a “Violent” most serious offense.
 - 42 (48%) had a “Property/Public Order” most serious offense.
 - 16 (18%) had a “Drug” most serious offense.
- Age on FY2020 Community Start Date
 - 24 (28%) were younger than age 30.
 - 44 (51%) were between ages 30 and 44.
 - 13 (15%) were between ages 45 and 54.
 - 6 (7%) were age 55 or older.
- Supervision Assignment Level
 - 43 (49%) had a “Medium” supervision assignment level.
 - 3 (3%) had an “Elevated” supervision assignment level.
 - 33 (38%) had a “High” supervision assignment level.
 - 8 (9%) did not have a supervision assignment level reported.
- History of Positive Drug Tests for Multiple Drugs (Both Opioids and Cocaine)
 - 3 (3%) had no drug test history.
 - 40 (46%) tested negative for opioids or cocaine.
 - 9 (10%) tested positive for opioids only.
 - 21 (24%) tested positive for cocaine only.
 - 14 (16%) tested positive for opioids and cocaine.
- History of Positive Drug Tests for Meth
 - 4 (5%) tested positive for meth.
 - 83 (95%) were not tested or tested negative for meth.
- COMPAS Recidivism Risk Level
 - 15 (17%) were at “Low” risk to recidivate.
 - 26 (30%) were at “Medium” risk to recidivate.
 - 43 (49%) were at “High” risk to recidivate.
 - 3 (3%) did not have a recidivism risk level reported.
- Gang Affiliation
 - 13 (15%) had a known gang affiliation.
 - 74 (85%) did not have a known gang affiliation.

District 10 (Arlington P&P) – All Community Starters

(includes the County of Arlington and the City of Falls Church)



- 364 of the FY2020 community starters had Arlington P&P as their primary supervision location.
- Gender
 - 288 (79%) Male
 - 75 (21%) Female
 - 1 (<1%) Other
- Criminal History (prior to FY2020 community start date)
 - 161 (44%) had no history of state responsible terms of incarceration.
 - 131 (36%) had exactly one term of state responsible incarceration.
 - 41 (11%) had exactly two terms of state responsible incarceration.
 - 31 (9%) had at least three terms of state responsible incarceration.
- DOC Crime Type
 - 68 (19%) had a “Violent” most serious offense.
 - 163 (45%) had a “Property/Public Order” most serious offense.
 - 96 (26%) had a “Drug” most serious offense.
 - 37 (10%) did not have their offense information reported.
- Age on FY2020 Community Start Date
 - 100 (27%) were younger than age 30.
 - 149 (41%) were between ages 30 and 44.
 - 59 (16%) were between ages 45 and 54.
 - 56 (15%) were age 55 or older.
- Supervision Assignment Level
 - 35 (10%) had a “Low” supervision assignment level.
 - 131 (36%) had a “Medium” supervision assignment level.
 - 2 (1%) had an “Elevated” supervision assignment level.
 - 37 (10%) had a “High” supervision assignment level.
 - 159 (44%) did not have a supervision assignment level reported.
- History of Positive Drug Tests for Multiple Drugs (Both Opioids and Cocaine)
 - 109 (30%) had no drug test history.
 - 182 (50%) tested negative for opioids or cocaine.
 - 23 (6%) tested positive for opioids only.
 - 33 (9%) tested positive for cocaine only.
 - 17 (5%) tested positive for opioids and cocaine.
- History of Positive Drug Test Results for Meth
 - 3 (1%) tested positive for meth.
 - 361 (99%) were not tested or tested negative for meth.
- COMPAS Recidivism Risk Level
 - 54 (15%) were at “Low” risk to recidivate.
 - 57 (16%) were at “Medium” risk to recidivate.
 - 67 (18%) were at “High” risk to recidivate.
 - 186 (51%) did not have a recidivism risk level reported.
- Gang Affiliation
 - 5 (1%) had a known gang affiliation.
 - 359 (99%) did not have a known gang affiliation.

District 10 (Arlington P&P) – Recidivating Supervisees

(includes the County of Arlington and the City of Falls Church)



- 20 (5.5%) of the FY2020 community starters from Arlington P&P were sentenced to a term of state responsible incarceration or violated parole and were sentenced to a term of state responsible incarceration within three years of their community start date.
- Gender
 - 19 (95%) Male
 - 1 (5%) Female
- Criminal History
 - 2 (10%) had no history of state responsible terms of incarceration.
 - 7 (35%) had exactly one term of state responsible incarceration.
 - 7 (35%) had exactly two terms of state responsible incarceration.
 - 4 (20%) had at least three terms of state responsible incarceration.
- DOC Crime Type
 - 7 (35%) had a “Violent” most serious offense.
 - 7 (35%) had a “Property/Public Order” most serious offense.
 - 5 (25%) had a “Drug” most serious offense.
 - 1 (5%) did not have their offense information reported.
- Age on FY2020 Community Start Date
 - 7 (35%) were younger than age 30.
 - 6 (30%) were between ages 30 and 44.
 - 6 (30%) were between ages 45 and 54.
 - 1 (5%) was age 55 or older.
- Supervision Assignment Level
 - 8 (40%) had a “Medium” supervision assignment level.
 - 2 (10%) had an “Elevated” supervision assignment level.
 - 5 (25%) had a “High” supervision assignment level.
 - 5 (25%) did not have a supervision assignment level reported.
- History of Positive Drug Tests for Multiple Drugs (Both Opioids and Cocaine)
 - 4 (20%) had no drug test history.
 - 7 (35%) tested negative for opioids or cocaine.
 - 2 (10%) tested positive for opioids only.
 - 5 (25%) tested positive for cocaine only.
 - 2 (10%) tested positive for opioids and cocaine.
- History of Positive Drug Tests for Meth
 - 20 (100%) were not tested or tested negative for meth.
- COMPAS Recidivism Risk Level
 - 3 (15%) were at “Low” risk to recidivate.
 - 9 (45%) were at “Medium” risk to recidivate.
 - 8 (40%) were at “High” risk to recidivate.
- Gang Affiliation
 - 2 (10%) had a known gang affiliation.
 - 18 (90%) did not have a known gang affiliation.

District 11 (Winchester P&P) – All Community Starters

(includes the Counties of Clarke, Frederick, Shenandoah, and Warren, and the City of Winchester)



- 849 of the FY2020 community starters had Winchester P&P as their primary supervision location.
- Gender
 - 647 (76%) Male
 - 202 (24%) Female
- Criminal History (prior to FY2020 community start date)
 - 446 (53%) had no history of state responsible terms of incarceration.
 - 232 (27%) had exactly one term of state responsible incarceration.
 - 104 (12%) had exactly two terms of state responsible incarceration.
 - 67 (8%) had at least three terms of state responsible incarceration.
- DOC Crime Type
 - 185 (22%) had a “Violent” most serious offense.
 - 328 (39%) had a “Property/Public Order” most serious offense.
 - 289 (34%) had a “Drug” most serious offense.
 - 47 (6%) did not have their offense information reported.
- Age on FY2020 Community Start Date
 - 274 (32%) were younger than age 30.
 - 409 (48%) were between ages 30 and 44.
 - 104 (12%) were between ages 45 and 54.
 - 62 (7%) were age 55 or older.
- Supervision Assignment Level
 - 59 (7%) had a “Low” supervision assignment level.
 - 528 (62%) had a “Medium” supervision assignment level.
 - 8 (1%) had an “Elevated” supervision assignment level.
 - 131 (15%) had a “High” supervision assignment level.
 - 123 (14%) did not have a supervision assignment level reported.
- History of Positive Drug Tests for Multiple Drugs (Both Opioids and Cocaine)
 - 142 (17%) had no drug test history.
 - 356 (42%) tested negative for opioids or cocaine.
 - 157 (18%) tested positive for opioids only.
 - 70 (8%) tested positive for cocaine only.
 - 124 (15%) tested positive for opioids and cocaine.
- History of Positive Drug Test Results for Meth
 - 88 (10%) tested positive for meth.
 - 761 (90%) were not tested or tested negative for meth.
- COMPAS Recidivism Risk Level
 - 142 (17%) were at “Low” risk to recidivate.
 - 215 (25%) were at “Medium” risk to recidivate.
 - 229 (27%) were at “High” risk to recidivate.
 - 263 (31%) did not have a recidivism risk level reported.
- Gang Affiliation
 - 36 (4%) had a known gang affiliation.
 - 813 (96%) did not have a known gang affiliation.

District 11 (Winchester P&P) – Recidivating Supervisees

(includes the Counties of Clarke, Frederick, Shenandoah, and Warren, and the City of Winchester)



- 182 (21.4%) of the FY2020 community starters from Winchester P&P were sentenced to a term of state responsible incarceration or violated parole and were sentenced to a term of state responsible incarceration within three years of their community start date.
- Gender
 - 153 (84%) Male
 - 29 (16%) Female
- Criminal History
 - 63 (35%) had no history of state responsible terms of incarceration.
 - 59 (32%) had exactly one term of state responsible incarceration.
 - 38 (21%) had exactly two terms of state responsible incarceration.
 - 22 (12%) had at least three terms of state responsible incarceration.
- DOC Crime Type
 - 43 (24%) had a “Violent” most serious offense.
 - 78 (43%) had a “Property/Public Order” most serious offense.
 - 58 (32%) had a “Drug” most serious offense.
 - 3 (2%) did not have their offense information reported.
- Age on FY2020 Community Start Date
 - 68 (37%) were younger than age 30.
 - 92 (51%) were between ages 30 and 44.
 - 15 (8%) were between ages 45 and 54.
 - 7 (4%) were age 55 or older.
- Supervision Assignment Level
 - 2 (1%) had a “Low” supervision assignment level.
 - 110 (60%) had a “Medium” supervision assignment level.
 - 4 (2%) had an “Elevated” supervision assignment level.
 - 57 (31%) had a “High” supervision assignment level.
 - 9 (5%) did not have a supervision assignment level reported.
- History of Positive Drug Tests for Multiple Drugs (Both Opioids and Cocaine)
 - 15 (8%) had no drug test history.
 - 50 (27%) tested negative for opioids or cocaine.
 - 43 (24%) tested positive for opioids only.
 - 26 (14%) tested positive for cocaine only.
 - 48 (26%) tested positive for opioids and cocaine.
- History of Positive Drug Tests for Meth
 - 29 (16%) tested positive for meth.
 - 153 (84%) were not tested or tested negative for meth.
- COMPAS Recidivism Risk Level
 - 22 (12%) were at “Low” risk to recidivate.
 - 58 (32%) were at “Medium” risk to recidivate.
 - 90 (49%) were at “High” risk to recidivate.
 - 12 (7%) did not have a recidivism risk level reported.
- Gang Affiliation
 - 16 (9%) had a known gang affiliation.
 - 166 (91%) did not have a known gang affiliation.

District 12 (Staunton P&P) – All Community Starters

(included the Counties of Augusta, Bath, Highland, and Rockbridge, and the Cities of Buena Vista, Lexington, Staunton, and Waynesboro)



- 570 of the FY2020 community starters had Staunton P&P as their primary supervision location.
- Gender
 - 419 (74%) Male
 - 151 (26%) Female
- Criminal History (prior to FY2020 community start date)
 - 250 (44%) had no history of state responsible terms of incarceration.
 - 169 (30%) had exactly one term of state responsible incarceration.
 - 82 (14%) had exactly two terms of state responsible incarceration.
 - 69 (12%) had at least three terms of state responsible incarceration.
- DOC Crime Type
 - 164 (29%) had a “Violent” most serious offense.
 - 217 (38%) had a “Property/Public Order” most serious offense.
 - 165 (29%) had a “Drug” most serious offense.
 - 24 (4%) did not have their offense information reported.
- Age on FY2020 Community Start Date
 - 149 (26%) were younger than age 30.
 - 264 (46%) were between ages 30 and 44.
 - 107 (19%) were between ages 45 and 54.
 - 50 (9%) were age 55 or older.
- Supervision Assignment Level
 - 27 (5%) had a “Low” supervision assignment level.
 - 410 (72%) had a “Medium” supervision assignment level.
 - 6 (1%) had an “Elevated” supervision assignment level.
 - 86 (15%) had a “High” supervision assignment level.
 - 41 (7%) did not have a supervision assignment level reported.
- History of Positive Drug Tests for Multiple Drugs (Both Opioids and Cocaine)
 - 56 (10%) had no drug test history.
 - 1 (<1%) was not tested for opioids or cocaine.
 - 386 (68%) tested negative for opioids or cocaine.
 - 67 (12%) tested positive for opioids only.
 - 44 (8%) tested positive for cocaine only.
 - 16 (3%) tested positive for opioids and cocaine.
- History of Positive Drug Test Results for Meth
 - 39 (7%) tested positive for meth.
 - 531 (93%) were not tested or tested negative for meth.
- COMPAS Recidivism Risk Level
 - 155 (27%) were at “Low” risk to recidivate.
 - 172 (30%) were at “Medium” risk to recidivate.
 - 154 (27%) were at “High” risk to recidivate.
 - 89 (16%) did not have a recidivism risk level reported.
- Gang Affiliation
 - 20 (4%) had a known gang affiliation.
 - 550 (96%) did not have a known gang affiliation.

District 12 (Staunton P&P) – Recidivating Supervisees

(included the Counties of Augusta, Bath, Highland, and Rockbridge, and the Cities of Buena Vista, Lexington, Staunton, and Waynesboro)



- 132 (23.2%) of the FY2020 community starters from Staunton P&P were sentenced to a term of state responsible incarceration or violated parole and were sentenced to a term of state responsible incarceration within three years of their community start date.
- Gender
 - 110 (83%) Male
 - 22 (17%) Female
- Criminal History
 - 33 (25%) had no history of state responsible terms of incarceration.
 - 44 (33%) had exactly one term of state responsible incarceration.
 - 24 (18%) had exactly two terms of state responsible incarceration.
 - 31 (23%) had at least three terms of state responsible incarceration.
- DOC Crime Type
 - 42 (32%) had a “Violent” most serious offense.
 - 57 (43%) had a “Property/Public Order” most serious offense.
 - 25 (19%) had a “Drug” most serious offense.
 - 8 (6%) did not have their offense information reported.
- Age on FY2020 Community Start Date
 - 41 (31%) were younger than age 30.
 - 64 (48%) were between ages 30 and 44.
 - 18 (14%) were between ages 45 and 54.
 - 9 (7%) were age 55 or older.
- Supervision Assignment Level
 - 82 (62%) had a “Medium” supervision assignment level.
 - 5 (4%) had an “Elevated” supervision assignment level.
 - 36 (27%) had a “High” supervision assignment level.
 - 9 (7%) did not have a supervision assignment level reported.
- History of Positive Drug Tests for Multiple Drugs (Both Opioids and Cocaine)
 - 6 (5%) had no drug test history.
 - 1 (1%) was not tested for opioids or cocaine.
 - 86 (65%) tested negative for opioids or cocaine.
 - 24 (18%) tested positive for opioids only.
 - 10 (8%) tested positive for cocaine only.
 - 5 (4%) tested positive for opioids and cocaine.
- History of Positive Drug Tests for Meth
 - 14 (11%) tested positive for meth.
 - 118 (89%) were not tested or tested negative for meth.
- COMPAS Recidivism Risk Level
 - 24 (18%) were at “Low” risk to recidivate.
 - 53 (40%) were at “Medium” risk to recidivate.
 - 54 (41%) were at “High” risk to recidivate.
 - 1 (1%) did not have a recidivism risk level reported.
- Gang Affiliation
 - 9 (7%) had a known gang affiliation.
 - 123 (93%) did not have a known gang affiliation.

District 13 (Lynchburg P&P) – All Community Starters

(includes the Counties of Amherst, Campbell, and Nelson, and the City of Lynchburg)



- 727 of the FY2020 community starters had Lynchburg P&P as their primary supervision location.
- Gender
 - 561 (77%) Male
 - 166 (23%) Female
- Criminal History (prior to FY2020 community start date)
 - 320 (44%) had no history of state responsible terms of incarceration.
 - 227 (31%) had exactly one term of state responsible incarceration.
 - 95 (13%) had exactly two terms of state responsible incarceration.
 - 85 (12%) had at least three terms of state responsible incarceration.
- DOC Crime Type
 - 251 (35%) had a “Violent” most serious offense.
 - 225 (31%) had a “Property/Public Order” most serious offense.
 - 203 (28%) had a “Drug” most serious offense.
 - 48 (7%) did not have their offense information reported.
- Age on FY2020 Community Start Date
 - 235 (32%) were younger than age 30.
 - 331 (46%) were between ages 30 and 44.
 - 104 (14%) were between ages 45 and 54.
 - 57 (8%) were age 55 or older.
- Supervision Assignment Level
 - 31 (4%) had a “Low” supervision assignment level.
 - 544 (75%) had a “Medium” supervision assignment level.
 - 1 (<1%) had an “Elevated” supervision assignment level.
 - 103 (14%) had a “High” supervision assignment level.
 - 48 (7%) did not have a supervision assignment level reported.
- History of Positive Drug Tests for Multiple Drugs (Both Opioids and Cocaine)
 - 76 (10%) had no drug test history.
 - 2 (<1%) were not tested for opioids or cocaine.
 - 420 (58%) tested negative for opioids or cocaine.
 - 54 (7%) tested positive for opioids only.
 - 127 (17%) tested positive for cocaine only.
 - 48 (7%) tested positive for opioids and cocaine.
- History of Positive Drug Test Results for Meth
 - 2 (<1%) tested positive for meth.
 - 725 (>99%) were not tested or tested negative for meth.
- COMPAS Recidivism Risk Level
 - 152 (21%) were at “Low” risk to recidivate.
 - 239 (33%) were at “Medium” risk to recidivate.
 - 248 (34%) were at “High” risk to recidivate.
 - 88 (12%) did not have a recidivism risk level reported.
- Gang Affiliation
 - 53 (7%) had a known gang affiliation.
 - 674 (93%) did not have a known gang affiliation.

District 13 (Lynchburg P&P) – Recidivating Supervisees

(includes the Counties of Amherst, Campbell, and Nelson, and the City of Lynchburg)



- 113 (15.5%) of the FY2020 community starters from Lynchburg P&P were sentenced to a term of state responsible incarceration or violated parole and were sentenced to a term of state responsible incarceration within three years of their community start date.
- Gender
 - 98 (87%) Male
 - 15 (13%) Female
- Criminal History
 - 34 (30%) had no history of state responsible terms of incarceration.
 - 35 (31%) had exactly one term of state responsible incarceration.
 - 22 (19%) had exactly two terms of state responsible incarceration.
 - 22 (19%) had at least three terms of state responsible incarceration.
- DOC Crime Type
 - 41 (36%) had a “Violent” most serious offense.
 - 42 (37%) had a “Property/Public Order” most serious offense.
 - 26 (23%) had a “Drug” most serious offense.
 - 4 (4%) did not have their offense information reported.
- Age on FY2020 Community Start Date
 - 48 (42%) were younger than age 30.
 - 46 (41%) were between ages 30 and 44.
 - 14 (12%) were between ages 45 and 54.
 - 5 (4%) were age 55 or older.
- Supervision Assignment Level
 - 1 (1%) had a “Low” supervision assignment level.
 - 77 (68%) had a “Medium” supervision assignment level.
 - 27 (24%) had a “High” supervision assignment level.
 - 8 (7%) did not have a supervision assignment level reported.
- History of Positive Drug Tests for Multiple Drugs (Both Opioids and Cocaine)
 - 11 (10%) had no drug test history.
 - 61 (54%) tested negative for opioids or cocaine.
 - 9 (8%) tested positive for opioids only.
 - 26 (23%) tested positive for cocaine only.
 - 6 (5%) tested positive for opioids and cocaine.
- History of Positive Drug Tests for Meth
 - 113 (100%) were not tested or tested negative for meth.
- COMPAS Recidivism Risk Level
 - 19 (17%) were at “Low” risk to recidivate.
 - 35 (31%) were at “Medium” risk to recidivate.
 - 57 (50%) were at “High” risk to recidivate.
 - 2 (2%) did not have a recidivism risk level reported.
- Gang Affiliation
 - 14 (12%) had a known gang affiliation.
 - 99 (88%) did not have a known gang affiliation.

District 14 (Danville P&P) – All Community Starters

(includes the County of Pittsylvania and the City of Danville)



- 483 of the FY2020 community starters had Danville P&P as their primary supervision location.
- Gender
 - 362 (75%) Male
 - 121 (25%) Female
- Criminal History (prior to FY2020 community start date)
 - 222 (46%) had no history of state responsible terms of incarceration.
 - 142 (29%) had exactly one term of state responsible incarceration.
 - 75 (16%) had exactly two terms of state responsible incarceration.
 - 44 (9%) had at least three terms of state responsible incarceration.
- DOC Crime Type
 - 118 (24%) had a “Violent” most serious offense.
 - 243 (50%) had a “Property/Public Order” most serious offense.
 - 114 (24%) had a “Drug” most serious offense.
 - 8 (2%) did not have their offense information reported.
- Age on FY2020 Community Start Date
 - 144 (30%) were younger than age 30.
 - 208 (43%) were between ages 30 and 44.
 - 82 (17%) were between ages 45 and 54.
 - 49 (10%) were age 55 or older.
- Supervision Assignment Level
 - 100 (21%) had a “Low” supervision assignment level.
 - 274 (57%) had a “Medium” supervision assignment level.
 - 4 (1%) had an “Elevated” supervision assignment level.
 - 45 (9%) had a “High” supervision assignment level.
 - 60 (12%) did not have a supervision assignment level reported.
- History of Positive Drug Tests for Multiple Drugs (Both Opioids and Cocaine)
 - 100 (21%) had no drug test history.
 - 215 (45%) tested negative for opioids or cocaine.
 - 44 (9%) tested positive for opioids only.
 - 93 (19%) tested positive for cocaine only.
 - 31 (6%) tested positive for opioids and cocaine.
- History of Positive Drug Test Results for Meth
 - 3 (1%) tested positive for meth.
 - 480 (99%) were not tested or tested negative for meth.
- COMPAS Recidivism Risk Level
 - 99 (20%) were at “Low” risk to recidivate.
 - 143 (30%) were at “Medium” risk to recidivate.
 - 136 (28%) were at “High” risk to recidivate.
 - 105 (22%) did not have a recidivism risk level reported.
- Gang Affiliation
 - 26 (5%) had a known gang affiliation.
 - 457 (95%) did not have a known gang affiliation.

District 14 (Danville P&P) – Recidivating Supervisees

(includes the County of Pittsylvania and the City of Danville)



- 97 (20.1%) of the FY2020 community starters from Danville P&P were sentenced to a term of state responsible incarceration or violated parole and were sentenced to a term of state responsible incarceration within three years of their community start date.
- Gender
 - 80 (82%) Male
 - 17 (18%) Female
- Criminal History
 - 26 (27%) had no history of state responsible terms of incarceration.
 - 33 (34%) had exactly one term of state responsible incarceration.
 - 26 (27%) had exactly two terms of state responsible incarceration.
 - 12 (12%) had at least three terms of state responsible incarceration.
- DOC Crime Type
 - 22 (23%) had a “Violent” most serious offense.
 - 54 (56%) had a “Property/Public Order” most serious offense.
 - 20 (21%) had a “Drug” most serious offense.
 - 1 (1%) did not have their offense information reported.
- Age on FY2020 Community Start Date
 - 34 (35%) were younger than age 30.
 - 42 (43%) were between ages 30 and 44.
 - 15 (15%) were between ages 45 and 54.
 - 6 (6%) were age 55 or older.
- Supervision Assignment Level
 - 9 (9%) had a “Low” supervision assignment level.
 - 56 (58%) had a “Medium” supervision assignment level.
 - 18 (19%) had a “High” supervision assignment level.
 - 14 (14%) did not have a supervision assignment level reported.
- History of Positive Drug Tests for Multiple Drugs (Both Opioids and Cocaine)
 - 16 (16%) had no drug test history.
 - 33 (34%) tested negative for opioids or cocaine.
 - 10 (10%) tested positive for opioids only.
 - 28 (29%) tested positive for cocaine only.
 - 10 (10%) tested positive for opioids and cocaine.
- History of Positive Drug Tests for Meth
 - 97 (100%) were not tested or tested negative for meth.
- COMPAS Recidivism Risk Level
 - 16 (16%) were at “Low” risk to recidivate.
 - 31 (32%) were at “Medium” risk to recidivate.
 - 48 (49%) were at “High” risk to recidivate.
 - 2 (2%) did not have a recidivism risk level reported.
- Gang Affiliation
 - 9 (9%) had a known gang affiliation.
 - 88 (91%) did not have a known gang affiliation.

District 15 (Roanoke P&P) – All Community Starters

(includes the County of Roanoke and the Cities of Roanoke and Salem)



- 1,055 of the FY2020 community starters had Roanoke P&P as their primary supervision location.
- Gender
 - 733 (69%) Male
 - 320 (30%) Female
 - 2 (<1%) Other
- Criminal History (prior to FY2020 community start date)
 - 523 (50%) had no history of state responsible terms of incarceration.
 - 287 (27%) had exactly one term of state responsible incarceration.
 - 124 (12%) had exactly two terms of state responsible incarceration.
 - 121 (11%) had at least three terms of state responsible incarceration.
- DOC Crime Type
 - 240 (23%) had a “Violent” most serious offense.
 - 444 (42%) had a “Property/Public Order” most serious offense.
 - 337 (32%) had a “Drug” most serious offense.
 - 34 (3%) did not have their offense information reported.
- Age on FY2020 Community Start Date
 - 276 (26%) were younger than age 30.
 - 515 (49%) were between ages 30 and 44.
 - 168 (16%) were between ages 45 and 54.
 - 96 (9%) were age 55 or older.
- Supervision Assignment Level
 - 55 (5%) had a “Low” supervision assignment level.
 - 641 (61%) had a “Medium” supervision assignment level.
 - 9 (1%) had an “Elevated” supervision assignment level.
 - 276 (26%) had a “High” supervision assignment level.
 - 74 (7%) did not have a supervision assignment level reported.
- History of Positive Drug Tests for Multiple Drugs (Both Opioids and Cocaine)
 - 76 (7%) had no drug test history.
 - 425 (40%) tested negative for opioids or cocaine.
 - 201 (19%) tested positive for opioids only.
 - 147 (14%) tested positive for cocaine only.
 - 206 (20%) tested positive for opioids and cocaine.
- History of Positive Drug Test Results for Meth
 - 5 (<1%) tested positive for meth.
 - 1,050 (>99%) were not tested or tested negative for meth.
- COMPAS Recidivism Risk Level
 - 208 (20%) were at “Low” risk to recidivate.
 - 270 (26%) were at “Medium” risk to recidivate.
 - 384 (36%) were at “High” risk to recidivate.
 - 193 (18%) did not have a recidivism risk level reported.
- Gang Affiliation
 - 57 (5%) had a known gang affiliation.
 - 998 (95%) did not have a known gang affiliation.

District 15 (Roanoke P&P) – Recidivating Supervisees

(includes the County of Roanoke and the Cities of Roanoke and Salem)



- 171 (16.2%) of the FY2020 community starters from Roanoke P&P were sentenced to a term of state responsible incarceration or violated parole and were sentenced to a term of state responsible incarceration within three years of their community start date.
- Gender
 - 135 (79%) Male
 - 36 (21%) Female
- Criminal History
 - 50 (29%) had no history of state responsible terms of incarceration.
 - 55 (32%) had exactly one term of state responsible incarceration.
 - 32 (19%) had exactly two terms of state responsible incarceration.
 - 34 (20%) had at least three terms of state responsible incarceration.
- DOC Crime Type
 - 48 (28%) had a “Violent” most serious offense.
 - 74 (43%) had a “Property/Public Order” most serious offense.
 - 48 (28%) had a “Drug” most serious offense.
 - 1 (1%) did not have their offense information reported.
- Age on FY2020 Community Start Date
 - 53 (31%) were younger than age 30.
 - 89 (52%) were between ages 30 and 44.
 - 22 (13%) were between ages 45 and 54.
 - 7 (4%) were age 55 or older.
- Supervision Assignment Level
 - 4 (2%) had a “Low” supervision assignment level.
 - 77 (45%) had a “Medium” supervision assignment level.
 - 1 (1%) had an “Elevated” supervision assignment level.
 - 69 (40%) had a “High” supervision assignment level.
 - 20 (12%) did not have a supervision assignment level reported.
- History of Positive Drug Tests for Multiple Drugs (Both Opioids and Cocaine)
 - 9 (5%) had no drug test history.
 - 50 (29%) tested negative for opioids or cocaine.
 - 36 (21%) tested positive for opioids only.
 - 22 (13%) tested positive for cocaine only.
 - 54 (32%) tested positive for opioids and cocaine.
- History of Positive Drug Tests for Meth
 - 171 (100%) were not tested or tested negative for meth.
- COMPAS Recidivism Risk Level
 - 18 (11%) were at “Low” risk to recidivate.
 - 45 (26%) were at “Medium” risk to recidivate.
 - 99 (58%) were at “High” risk to recidivate.
 - 9 (5%) did not have a recidivism risk level reported.
- Gang Affiliation
 - 17 (10%) had a known gang affiliation.
 - 154 (90%) did not have a known gang affiliation.

District 16 (Wytheville P&P) – All Community Starters

(includes the Counties of Bland, Carroll, Giles, Grayson, and Wythe, and the City of Galax)



- 621 of the FY2020 community starters had Wytheville P&P as their primary supervision location.
- Gender
 - 444 (71%) Male
 - 177 (29%) Female
- Criminal History (prior to FY2020 community start date)
 - 356 (57%) had no history of state responsible terms of incarceration.
 - 157 (25%) had exactly one term of state responsible incarceration.
 - 53 (9%) had exactly two terms of state responsible incarceration.
 - 55 (9%) had at least three terms of state responsible incarceration.
- DOC Crime Type
 - 140 (23%) had a “Violent” most serious offense.
 - 226 (36%) had a “Property/Public Order” most serious offense.
 - 224 (36%) had a “Drug” most serious offense.
 - 31 (5%) did not have their offense information reported.
- Age on FY2020 Community Start Date
 - 171 (28%) were younger than age 30.
 - 289 (47%) were between ages 30 and 44.
 - 108 (17%) were between ages 45 and 54.
 - 53 (9%) were age 55 or older.
- Supervision Assignment Level
 - 26 (4%) had a “Low” supervision assignment level.
 - 456 (73%) had a “Medium” supervision assignment level.
 - 5 (1%) had an “Elevated” supervision assignment level.
 - 36 (6%) had a “High” supervision assignment level.
 - 98 (16%) did not have a supervision assignment level reported.
- History of Positive Drug Tests for Multiple Drugs (Both Opioids and Cocaine)
 - 177 (29%) had no drug test history.
 - 7 (1%) were not tested for opioids or cocaine.
 - 297 (48%) tested negative for opioids or cocaine.
 - 120 (19%) tested positive for opioids only.
 - 6 (1%) tested positive for cocaine only.
 - 14 (2%) tested positive for opioids and cocaine.
- History of Positive Drug Test Results for Meth
 - 115 (19%) tested positive for meth.
 - 506 (81%) were not tested or tested negative for meth.
- COMPAS Recidivism Risk Level
 - 150 (24%) were at “Low” risk to recidivate.
 - 169 (27%) were at “Medium” risk to recidivate.
 - 95 (15%) were at “High” risk to recidivate.
 - 207 (33%) did not have a recidivism risk level reported.
- Gang Affiliation
 - 17 (3%) had a known gang affiliation.
 - 604 (97%) did not have a known gang affiliation.

District 16 (Wytheville P&P) – Recidivating Supervisees

(includes the Counties of Bland, Carroll, Giles, Grayson, and Wythe, and the City of Galax)

- 110 (17.7%) of the FY2020 community starters from Wytheville P&P were sentenced to a term of state responsible incarceration or violated parole and were sentenced to a term of state responsible incarceration within three years of their community start date.
- Gender
 - 91 (83%) Male
 - 19 (17%) Female
- Criminal History
 - 40 (36%) had no history of state responsible terms of incarceration.
 - 32 (29%) had exactly one term of state responsible incarceration.
 - 12 (11%) had exactly two terms of state responsible incarceration.
 - 26 (24%) had at least three terms of state responsible incarceration.
- DOC Crime Type
 - 32 (29%) had a “Violent” most serious offense.
 - 42 (38%) had a “Property/Public Order” most serious offense.
 - 32 (29%) had a “Drug” most serious offense.
 - 4 (4%) did not have their offense information reported.
- Age on FY2020 Community Start Date
 - 36 (33%) were younger than age 30.
 - 59 (54%) were between ages 30 and 44.
 - 13 (12%) were between ages 45 and 54.
 - 2 (2%) were age 55 or older.
- Supervision Assignment Level
 - 1 (1%) had a “Low” supervision assignment level.
 - 84 (76%) had a “Medium” supervision assignment level.
 - 4 (4%) had an “Elevated” supervision assignment level.
 - 11 (10%) had a “High” supervision assignment level.
 - 10 (9%) did not have a supervision assignment level reported.
- History of Positive Drug Tests for Multiple Drugs (Both Opioids and Cocaine)
 - 11 (10%) had no drug test history.
 - 64 (58%) tested negative for opioids or cocaine.
 - 27 (25%) tested positive for opioids only.
 - 2 (2%) tested positive for cocaine only.
 - 6 (5%) tested positive for opioids and cocaine.
- History of Positive Drug Tests for Meth
 - 36 (33%) tested positive for meth.
 - 74 (67%) were not tested or tested negative for meth.
- COMPAS Recidivism Risk Level
 - 22 (20%) were at “Low” risk to recidivate.
 - 45 (41%) were at “Medium” risk to recidivate.
 - 34 (31%) were at “High” risk to recidivate.
 - 9 (8%) did not have a recidivism risk level reported.
- Gang Affiliation
 - 6 (5%) had a known gang affiliation.
 - 104 (95%) did not have a known gang affiliation.



District 17 (Abingdon P&P) – All Community Starters

(includes the Counties of Russell, Smyth, and Washington, and the City of Bristol)



- 968 of the FY2020 community starters had Abingdon P&P as their primary supervision location.
- Gender
 - 672 (69%) Male
 - 296 (31%) Female
- Criminal History (prior to FY2020 community start date)
 - 523 (54%) had no history of state responsible terms of incarceration.
 - 271 (28%) had exactly one term of state responsible incarceration.
 - 111 (11%) had exactly two terms of state responsible incarceration.
 - 63 (7%) had at least three terms of state responsible incarceration.
- DOC Crime Type
 - 139 (14%) had a “Violent” most serious offense.
 - 347 (36%) had a “Property/Public Order” most serious offense.
 - 467 (48%) had a “Drug” most serious offense.
 - 15 (2%) did not have their offense information reported.
- Age on FY2020 Community Start Date
 - 226 (23%) were younger than age 30.
 - 516 (53%) were between ages 30 and 44.
 - 156 (16%) were between ages 45 and 54.
 - 70 (7%) were age 55 or older.
- Supervision Assignment Level
 - 59 (6%) had a “Low” supervision assignment level.
 - 657 (68%) had a “Medium” supervision assignment level.
 - 2 (<1%) had an “Elevated” supervision assignment level.
 - 34 (4%) had a “High” supervision assignment level.
 - 216 (22%) did not have a supervision assignment level reported.
- History of Positive Drug Tests for Multiple Drugs (Both Opioids and Cocaine)
 - 149 (15%) had no drug test history.
 - 1 (<1%) was not tested for opioids or cocaine.
 - 502 (52%) tested negative for opioids or cocaine.
 - 281 (29%) tested positive for opioids only.
 - 20 (2%) tested positive for cocaine only.
 - 15 (2%) tested positive for opioids and cocaine.
- History of Positive Drug Test Results for Meth
 - 78 (8%) tested positive for meth.
 - 890 (92%) were not tested or tested negative for meth.
- COMPAS Recidivism Risk Level
 - 290 (30%) were at “Low” risk to recidivate.
 - 269 (28%) were at “Medium” risk to recidivate.
 - 194 (20%) were at “High” risk to recidivate.
 - 215 (22%) did not have a recidivism risk level reported.
- Gang Affiliation
 - 37 (4%) had a known gang affiliation.
 - 931 (96%) did not have a known gang affiliation.

District 17 (Abingdon P&P) – Recidivating Supervisees

(includes the Counties of Russell, Smyth, and Washington, and the City of Bristol)



- 255 (26.3%) of the FY2020 community starters from Abingdon P&P were sentenced to a term of state responsible incarceration or violated parole and were sentenced to a term of state responsible incarceration within three years of their community start date.
- Gender
 - 201 (79%) Male
 - 54 (21%) Female
- Criminal History
 - 103 (40%) had no history of state responsible terms of incarceration.
 - 78 (31%) had exactly one term of state responsible incarceration.
 - 48 (19%) had exactly two terms of state responsible incarceration.
 - 26 (10%) had at least three terms of state responsible incarceration.
- DOC Crime Type
 - 41 (16%) had a “Violent” most serious offense.
 - 104 (41%) had a “Property/Public Order” most serious offense.
 - 104 (41%) had a “Drug” most serious offense.
 - 6 (2%) did not have their offense information reported.
- Age on FY2020 Community Start Date
 - 74 (29%) were younger than age 30.
 - 139 (55%) were between ages 30 and 44.
 - 38 (15%) were between ages 45 and 54.
 - 4 (2%) were age 55 or older.
- Supervision Assignment Level
 - 1 (<1%) had a “Low” supervision assignment level.
 - 193 (76%) had a “Medium” supervision assignment level.
 - 1 (<1%) had an “Elevated” supervision assignment level.
 - 11 (4%) had a “High” supervision assignment level.
 - 49 (19%) did not have a supervision assignment level reported.
- History of Positive Drug Tests for Multiple Drugs (Both Opioids and Cocaine)
 - 28 (11%) had no drug test history.
 - 127 (50%) tested negative for opioids or cocaine.
 - 86 (34%) tested positive for opioids only.
 - 8 (3%) tested positive for cocaine only.
 - 6 (2%) tested positive for opioids and cocaine.
- History of Positive Drug Tests for Meth
 - 36 (14%) tested positive for meth.
 - 219 (86%) were not tested or tested negative for meth.
- COMPAS Recidivism Risk Level
 - 57 (22%) were at “Low” risk to recidivate.
 - 85 (33%) were at “Medium” risk to recidivate.
 - 92 (36%) were at “High” risk to recidivate.
 - 21 (8%) did not have a recidivism risk level reported.
- Gang Affiliation
 - 16 (6%) had a known gang affiliation.
 - 239 (94%) did not have a known gang affiliation.

District 18 (Norton P&P) – All Community Starters

(includes the Counties of Dickenson, Lee, Scott, and Wise, and the City of Norton)



- 778 of the FY2020 community starters had Norton P&P as their primary supervision location.
- Gender
 - 519 (67%) Male
 - 259 (33%) Female
- Criminal History (prior to FY2020 community start date)
 - 377 (48%) had no history of state responsible terms of incarceration.
 - 239 (31%) had exactly one term of state responsible incarceration.
 - 90 (12%) had exactly two terms of state responsible incarceration.
 - 72 (9%) had at least three terms of state responsible incarceration.
- DOC Crime Type
 - 123 (16%) had a “Violent” most serious offense.
 - 292 (38%) had a “Property/Public Order” most serious offense.
 - 356 (46%) had a “Drug” most serious offense.
 - 7 (1%) did not have their offense information reported.
- Age on FY2020 Community Start Date
 - 160 (21%) were younger than age 30.
 - 477 (61%) were between ages 30 and 44.
 - 105 (13%) were between ages 45 and 54.
 - 36 (5%) were age 55 or older.
- Supervision Assignment Level
 - 137 (18%) had a “Low” supervision assignment level.
 - 379 (49%) had a “Medium” supervision assignment level.
 - 1 (<1%) had an “Elevated” supervision assignment level.
 - 51 (7%) had a “High” supervision assignment level.
 - 210 (27%) did not have a supervision assignment level reported.
- History of Positive Drug Tests for Multiple Drugs (Both Opioids and Cocaine)
 - 162 (21%) had no drug test history.
 - 1 (<1%) was not tested for opioids or cocaine.
 - 258 (33%) tested negative for opioids or cocaine.
 - 331 (43%) tested positive for opioids only.
 - 5 (1%) tested positive for cocaine only.
 - 21 (3%) tested positive for opioids and cocaine.
- History of Positive Drug Test Results for Meth
 - 16 (2%) tested positive for meth.
 - 762 (98%) were not tested or tested negative for meth.
- COMPAS Recidivism Risk Level
 - 145 (19%) were at “Low” risk to recidivate.
 - 203 (26%) were at “Medium” risk to recidivate.
 - 182 (23%) were at “High” risk to recidivate.
 - 248 (32%) did not have a recidivism risk level reported.
- Gang Affiliation
 - 27 (3%) had a known gang affiliation.
 - 751 (97%) did not have a known gang affiliation.

District 18 (Norton P&P) – Recidivating Supervisees

(includes the Counties of Dickenson, Lee, Scott, and Wise, and the City of Norton)



- 199 (25.6%) of the FY2020 community starters from Norton P&P were sentenced to a term of state responsible incarceration or violated parole and were sentenced to a term of state responsible incarceration within three years of their community start date.
- Gender
 - 142 (71%) Male
 - 57 (29%) Female
- Criminal History
 - 81 (41%) had no history of state responsible terms of incarceration.
 - 59 (30%) had exactly one term of state responsible incarceration.
 - 29 (15%) had exactly two terms of state responsible incarceration.
 - 30 (15%) had at least three terms of state responsible incarceration.
- DOC Crime Type
 - 31 (16%) had a “Violent” most serious offense.
 - 88 (44%) had a “Property/Public Order” most serious offense.
 - 76 (38%) had a “Drug” most serious offense.
 - 4 (2%) did not have their offense information reported.
- Age on FY2020 Community Start Date
 - 51 (26%) were younger than age 30.
 - 123 (62%) were between ages 30 and 44.
 - 23 (12%) were between ages 45 and 54.
 - 2 (1%) were age 55 or older.
- Supervision Assignment Level
 - 25 (13%) had a “Low” supervision assignment level.
 - 125 (63%) had a “Medium” supervision assignment level.
 - 1 (1%) had an “Elevated” supervision assignment level.
 - 16 (8%) had a “High” supervision assignment level.
 - 32 (16%) did not have a supervision assignment level reported.
- History of Positive Drug Tests for Multiple Drugs (Both Opioids and Cocaine)
 - 27 (14%) had no drug test history.
 - 69 (35%) tested negative for opioids or cocaine.
 - 97 (49%) tested positive for opioids only.
 - 6 (3%) tested positive for opioids and cocaine.
- History of Positive Drug Tests for Meth
 - 6 (3%) tested positive for meth.
 - 193 (97%) were not tested or tested negative for meth.
- COMPAS Recidivism Risk Level
 - 43 (22%) were at “Low” risk to recidivate.
 - 66 (33%) were at “Medium” risk to recidivate.
 - 72 (36%) were at “High” risk to recidivate.
 - 18 (9%) did not have a recidivism risk level reported.
- Gang Affiliation
 - 5 (3%) had a known gang affiliation.
 - 194 (97%) did not have a known gang affiliation.

District 19 (Newport News P&P) – All Community Starters

(includes the City of Newport News)



- 613 of the FY2020 community starters had Newport News P&P as their primary supervision location.
- Gender
 - 503 (82%) Male
 - 109 (18%) Female
 - 1 (<1%) Other
- Criminal History (prior to FY2020 community start date)
 - 215 (35%) had no history of state responsible terms of incarceration.
 - 196 (32%) had exactly one term of state responsible incarceration.
 - 95 (15%) had exactly two terms of state responsible incarceration.
 - 107 (17%) had at least three terms of state responsible incarceration.
- DOC Crime Type
 - 215 (35%) had a “Violent” most serious offense.
 - 232 (38%) had a “Property/Public Order” most serious offense.
 - 143 (23%) had a “Drug” most serious offense.
 - 23 (4%) did not have their offense information reported.
- Age on FY2020 Community Start Date
 - 175 (29%) were younger than age 30.
 - 248 (40%) were between ages 30 and 44.
 - 99 (16%) were between ages 45 and 54.
 - 91 (15%) were age 55 or older.
- Supervision Assignment Level
 - 49 (8%) had a “Low” supervision assignment level.
 - 383 (62%) had a “Medium” supervision assignment level.
 - 3 (<1%) had an “Elevated” supervision assignment level.
 - 135 (22%) had a “High” supervision assignment level.
 - 43 (7%) did not have a supervision assignment level reported.
- History of Positive Drug Tests for Multiple Drugs (Both Opioids and Cocaine)
 - 47 (8%) had no drug test history.
 - 296 (48%) tested negative for opioids or cocaine.
 - 35 (6%) tested positive for opioids only.
 - 155 (25%) tested positive for cocaine only.
 - 80 (13%) tested positive for opioids and cocaine.
- History of Positive Drug Test Results for Meth
 - 1 (<1%) tested positive for meth.
 - 612 (>99%) were not tested or tested negative for meth.
- COMPAS Recidivism Risk Level
 - 125 (20%) were at “Low” risk to recidivate.
 - 220 (36%) were at “Medium” risk to recidivate.
 - 203 (33%) were at “High” risk to recidivate.
 - 65 (11%) did not have a recidivism risk level reported.
- Gang Affiliation
 - 61 (10%) had a known gang affiliation.
 - 552 (90%) did not have a known gang affiliation.

District 19 (Newport News P&P) – Recidivating Supervisees

(includes the City of Newport News)



- 75 (12.2%) of the FY2020 community starters from Newport News P&P were sentenced to a term of state responsible incarceration or violated parole and were sentenced to a term of state responsible incarceration within three years of their community start date.
- Gender
 - 65 (87%) Male
 - 10 (13%) Female
- Criminal History
 - 15 (20%) had no history of state responsible terms of incarceration.
 - 21 (28%) had exactly one term of state responsible incarceration.
 - 18 (24%) had exactly two terms of state responsible incarceration.
 - 21 (28%) had at least three terms of state responsible incarceration.
- DOC Crime Type
 - 32 (43%) had a “Violent” most serious offense.
 - 33 (44%) had a “Property/Public Order” most serious offense.
 - 9 (12%) had a “Drug” most serious offense.
 - 1 (1%) did not have their offense information reported.
- Age on FY2020 Community Start Date
 - 27 (36%) were younger than age 30.
 - 29 (39%) were between ages 30 and 44.
 - 8 (11%) were between ages 45 and 54.
 - 11 (15%) were age 55 or older.
- Supervision Assignment Level
 - 47 (63%) had a “Medium” supervision assignment level.
 - 1 (1%) had an “Elevated” supervision assignment level.
 - 20 (27%) had a “High” supervision assignment level.
 - 7 (9%) did not have a supervision assignment level reported.
- History of Positive Drug Tests for Multiple Drugs (Both Opioids and Cocaine)
 - 2 (3%) had no drug test history.
 - 38 (51%) tested negative for opioids or cocaine.
 - 3 (4%) tested positive for opioids only.
 - 20 (27%) tested positive for cocaine only.
 - 12 (16%) tested positive for opioids and cocaine.
- History of Positive Drug Tests for Meth
 - 75 (100%) were not tested or tested negative for meth.
- COMPAS Recidivism Risk Level
 - 11 (15%) were at “Low” risk to recidivate.
 - 26 (35%) were at “Medium” risk to recidivate.
 - 35 (47%) were at “High” risk to recidivate.
 - 3 (4%) did not have a recidivism risk level reported.
- Gang Affiliation
 - 12 (16%) had a known gang affiliation.
 - 63 (84%) did not have a known gang affiliation.

District 20 (Bedford P&P) – All Community Starters

(includes the County of Bedford)



- 180 of the FY2020 community starters had Bedford P&P as their primary supervision location.
- Gender
 - 119 (66%) Male
 - 61 (34%) Female
- Criminal History (prior to FY2020 community start date)
 - 116 (64%) had no history of state responsible terms of incarceration.
 - 41 (23%) had exactly one term of state responsible incarceration.
 - 17 (9%) had exactly two terms of state responsible incarceration.
 - 6 (3%) had at least three terms of state responsible incarceration.
- DOC Crime Type
 - 33 (18%) had a “Violent” most serious offense.
 - 68 (38%) had a “Property/Public Order” most serious offense.
 - 66 (37%) had a “Drug” most serious offense.
 - 13 (7%) did not have their offense information reported.
- Age on FY2020 Community Start Date
 - 61 (34%) were younger than age 30.
 - 93 (52%) were between ages 30 and 44.
 - 14 (8%) were between ages 45 and 54.
 - 12 (7%) were age 55 or older.
- Supervision Assignment Level
 - 11 (6%) had a “Low” supervision assignment level.
 - 106 (59%) had a “Medium” supervision assignment level.
 - 48 (27%) had a “High” supervision assignment level.
 - 15 (8%) did not have a supervision assignment level reported.
- History of Positive Drug Tests for Multiple Drugs (Both Opioids and Cocaine)
 - 15 (8%) had no drug test history.
 - 92 (51%) tested negative for opioids or cocaine.
 - 35 (19%) tested positive for opioids only.
 - 14 (8%) tested positive for cocaine only.
 - 24 (13%) tested positive for opioids and cocaine.
- History of Positive Drug Test Results for Meth
 - 1 (1%) tested positive for meth.
 - 179 (99%) were not tested or tested negative for meth.
- COMPAS Recidivism Risk Level
 - 54 (30%) were at “Low” risk to recidivate.
 - 59 (33%) were at “Medium” risk to recidivate.
 - 57 (32%) were at “High” risk to recidivate.
 - 10 (6%) did not have a recidivism risk level reported.
- Gang Affiliation
 - 4 (2%) had a known gang affiliation.
 - 176 (98%) did not have a known gang affiliation.

District 20 (Bedford P&P) – Recidivating Supervisees

(includes the County of Bedford)



- 27 (15.0%) of the FY2020 community starters from Bedford P&P were sentenced to a term of state responsible incarceration or violated parole and were sentenced to a term of state responsible incarceration within three years of their community start date.
- Gender
 - 23 (85%) Male
 - 4 (15%) Female
- Criminal History
 - 15 (56%) had no history of state responsible terms of incarceration.
 - 7 (26%) had exactly one term of state responsible incarceration.
 - 3 (11%) had exactly two terms of state responsible incarceration.
 - 2 (7%) had at least three terms of state responsible incarceration.
- DOC Crime Type
 - 4 (15%) had a “Violent” most serious offense.
 - 15 (56%) had a “Property/Public Order” most serious offense.
 - 7 (26%) had a “Drug” most serious offense.
 - 1 (4%) did not have their offense information reported.
- Age on FY2020 Community Start Date
 - 10 (37%) were younger than age 30.
 - 15 (56%) were between ages 30 and 44.
 - 1 (4%) was between ages 45 and 54.
 - 1 (4%) was age 55 or older.
- Supervision Assignment Level
 - 7 (26%) had a “Medium” supervision assignment level.
 - 13 (48%) had a “High” supervision assignment level.
 - 7 (26%) did not have a supervision assignment level reported.
- History of Positive Drug Tests for Multiple Drugs (Both Opioids and Cocaine)
 - 6 (22%) had no drug test history.
 - 11 (41%) tested negative for opioids or cocaine.
 - 2 (7%) tested positive for opioids only.
 - 4 (15%) tested positive for cocaine only.
 - 4 (15%) tested positive for opioids and cocaine.
- History of Positive Drug Tests for Meth
 - 27 (100%) were not tested or tested negative for meth.
- COMPAS Recidivism Risk Level
 - 6 (22%) were at “Low” risk to recidivate.
 - 10 (37%) were at “Medium” risk to recidivate.
 - 10 (37%) were at “High” risk to recidivate.
 - 1 (4%) did not have a recidivism risk level reported.
- Gang Affiliation
 - 3 (11%) had a known gang affiliation.
 - 24 (89%) did not have a known gang affiliation.

District 21 (Fredericksburg P&P) – All Community Starters

(includes the Counties of King George, Spotsylvania, and Stafford, and the City of Fredericksburg)



- 1,311 of the FY2020 community starters had Fredericksburg P&P as their primary supervision location.
- Gender
 - 969 (74%) Male
 - 342 (26%) Female
- Criminal History (prior to FY2020 community start date)
 - 632 (48%) had no history of state responsible terms of incarceration.
 - 394 (30%) had exactly one term of state responsible incarceration.
 - 164 (13%) had exactly two terms of state responsible incarceration.
 - 121 (9%) had at least three terms of state responsible incarceration.
- DOC Crime Type
 - 262 (20%) had a “Violent” most serious offense.
 - 597 (46%) had a “Property/Public Order” most serious offense.
 - 429 (33%) had a “Drug” most serious offense.
 - 23 (2%) did not have their offense information reported.
- Age on FY2020 Community Start Date
 - 409 (31%) were younger than age 30.
 - 627 (48%) were between ages 30 and 44.
 - 181 (14%) were between ages 45 and 54.
 - 94 (7%) were age 55 or older.
- Supervision Assignment Level
 - 134 (10%) had a “Low” supervision assignment level.
 - 856 (65%) had a “Medium” supervision assignment level.
 - 13 (1%) had an “Elevated” supervision assignment level.
 - 120 (9%) had a “High” supervision assignment level.
 - 188 (14%) did not have a supervision assignment level reported.
- History of Positive Drug Tests for Multiple Drugs (Both Opioids and Cocaine)
 - 174 (13%) had no drug test history.
 - 549 (42%) tested negative for opioids or cocaine.
 - 196 (15%) tested positive for opioids only.
 - 171 (13%) tested positive for cocaine only.
 - 221 (17%) tested positive for opioids and cocaine.
- History of Positive Drug Test Results for Meth
 - 7 (1%) tested positive for meth.
 - 1,304 (99%) were not tested or tested negative for meth.
- COMPAS Recidivism Risk Level
 - 321 (24%) were at “Low” risk to recidivate.
 - 369 (28%) were at “Medium” risk to recidivate.
 - 270 (21%) were at “High” risk to recidivate.
 - 351 (27%) did not have a recidivism risk level reported.
- Gang Affiliation
 - 58 (4%) had a known gang affiliation.
 - 1,253 (96%) did not have a known gang affiliation.

District 21 (Fredericksburg P&P) – Recidivating Supervisees

(includes the Counties of King George, Spotsylvania, and Stafford, and the City of Fredericksburg)

- 268 (20.4%) of the FY2020 community starters from Fredericksburg P&P were sentenced to a term of state responsible incarceration or violated parole and were sentenced to a term of state responsible incarceration within three years of their community start date.
- Gender
 - 216 (81%) Male
 - 52 (19%) Female
- Criminal History
 - 96 (36%) had no history of state responsible terms of incarceration.
 - 74 (28%) had exactly one term of state responsible incarceration.
 - 54 (20%) had exactly two terms of state responsible incarceration.
 - 44 (16%) had at least three terms of state responsible incarceration.
- DOC Crime Type
 - 60 (22%) had a “Violent” most serious offense.
 - 123 (46%) had a “Property/Public Order” most serious offense.
 - 83 (31%) had a “Drug” most serious offense.
 - 2 (1%) did not have their offense information reported.
- Age on FY2020 Community Start Date
 - 86 (32%) were younger than age 30.
 - 147 (55%) were between ages 30 and 44.
 - 25 (9%) were between ages 45 and 54.
 - 10 (4%) were age 55 or older.
- Supervision Assignment Level
 - 14 (5%) had a “Low” supervision assignment level.
 - 180 (67%) had a “Medium” supervision assignment level.
 - 11 (4%) had an “Elevated” supervision assignment level.
 - 35 (13%) had a “High” supervision assignment level.
 - 28 (10%) did not have a supervision assignment level reported.
- History of Positive Drug Tests for Multiple Drugs (Both Opioids and Cocaine)
 - 16 (6%) had no drug test history.
 - 87 (32%) tested negative for opioids or cocaine.
 - 59 (22%) tested positive for opioids only.
 - 47 (18%) tested positive for cocaine only.
 - 59 (22%) tested positive for opioids and cocaine.
- History of Positive Drug Tests for Meth
 - 2 (1%) tested positive for meth.
 - 266 (99%) were not tested or tested negative for meth.
- COMPAS Recidivism Risk Level
 - 57 (21%) were at “Low” risk to recidivate.
 - 98 (37%) were at “Medium” risk to recidivate.
 - 95 (35%) were at “High” risk to recidivate.
 - 18 (7%) did not have a recidivism risk level reported.
- Gang Affiliation
 - 19 (7%) had a known gang affiliation.
 - 249 (93%) did not have a known gang affiliation.



District 22 (Martinsville P&P) – All Community Starters

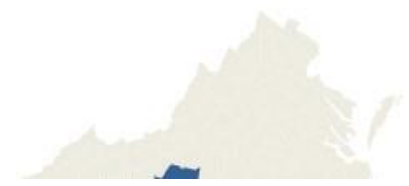
(includes the Counties of Henry and Patrick, and the City of Martinsville)



- 514 of the FY2020 community starters had Martinsville P&P as their primary supervision location.
- Gender
 - 369 (72%) Male
 - 144 (28%) Female
 - 1 (<1%) Other
- Criminal History (prior to FY2020 community start date)
 - 260 (51%) had no history of state responsible terms of incarceration.
 - 132 (26%) had exactly one term of state responsible incarceration.
 - 72 (14%) had exactly two terms of state responsible incarceration.
 - 50 (10%) had at least three terms of state responsible incarceration.
- DOC Crime Type
 - 126 (25%) had a “Violent” most serious offense.
 - 198 (39%) had a “Property/Public Order” most serious offense.
 - 142 (28%) had a “Drug” most serious offense.
 - 48 (9%) did not have their offense information reported.
- Age on FY2020 Community Start Date
 - 123 (24%) were younger than age 30.
 - 250 (49%) were between ages 30 and 44.
 - 87 (17%) were between ages 45 and 54.
 - 54 (11%) were age 55 or older.
- Supervision Assignment Level
 - 71 (14%) had a “Low” supervision assignment level.
 - 318 (62%) had a “Medium” supervision assignment level.
 - 1 (<1%) had an “Elevated” supervision assignment level.
 - 62 (12%) had a “High” supervision assignment level.
 - 62 (12%) did not have a supervision assignment level reported.
- History of Positive Drug Tests for Multiple Drugs (Both Opioids and Cocaine)
 - 55 (11%) had no drug test history.
 - 2 (<1%) were not tested for opioids or cocaine.
 - 258 (50%) tested negative for opioids or cocaine.
 - 74 (14%) tested positive for opioids only.
 - 58 (11%) tested positive for cocaine only.
 - 67 (13%) tested positive for opioids and cocaine.
- History of Positive Drug Test Results for Meth
 - 27 (5%) tested positive for meth.
 - 487 (95%) were not tested or tested negative for meth.
- COMPAS Recidivism Risk Level
 - 118 (23%) were at “Low” risk to recidivate.
 - 160 (31%) were at “Medium” risk to recidivate.
 - 158 (31%) were at “High” risk to recidivate.
 - 78 (15%) did not have a recidivism risk level reported.
- Gang Affiliation
 - 18 (4%) had a known gang affiliation.
 - 496 (96%) did not have a known gang affiliation.

District 22 (Martinsville P&P) – Recidivating Supervisees

(includes the Counties of Henry and Patrick, and the City of Martinsville)



- 80 (15.6%) of the FY2020 community starters from Martinsville P&P were sentenced to a term of state responsible incarceration or violated parole and were sentenced to a term of state responsible incarceration within three years of their community start date.
- Gender
 - 63 (79%) Male
 - 17 (21%) Female
- Criminal History
 - 29 (36%) had no history of state responsible terms of incarceration.
 - 21 (26%) had exactly one term of state responsible incarceration.
 - 15 (19%) had exactly two terms of state responsible incarceration.
 - 15 (19%) had at least three terms of state responsible incarceration.
- DOC Crime Type
 - 13 (16%) had a “Violent” most serious offense.
 - 42 (53%) had a “Property/Public Order” most serious offense.
 - 22 (28%) had a “Drug” most serious offense.
 - 3 (4%) did not have their offense information reported
- Age on FY2020 Community Start Date
 - 22 (28%) were younger than age 30.
 - 47 (59%) were between ages 30 and 44.
 - 7 (9%) were between ages 45 and 54.
 - 4 (5%) were age 55 or older.
- Supervision Assignment Level
 - 1 (1%) had a “Low” supervision assignment level.
 - 52 (65%) had a “Medium” supervision assignment level.
 - 1 (1%) had an “Elevated” supervision assignment level.
 - 10 (13%) had a “High” supervision assignment level.
 - 16 (20%) did not have a supervision assignment level reported.
- History of Positive Drug Tests for Multiple Drugs (Both Opioids and Cocaine)
 - 8 (10%) had no drug test history.
 - 26 (33%) tested negative for opioids or cocaine.
 - 14 (18%) tested positive for opioids only.
 - 13 (16%) tested positive for cocaine only.
 - 19 (24%) tested positive for opioids and cocaine.
- History of Positive Drug Tests for Meth
 - 8 (10%) tested positive for meth.
 - 72 (90%) were not tested or tested negative for meth.
- COMPAS Recidivism Risk Level
 - 7 (9%) were at “Low” risk to recidivate.
 - 31 (39%) were at “Medium” risk to recidivate.
 - 37 (46%) were at “High” risk to recidivate.
 - 5 (6%) did not have a recidivism risk level reported.
- Gang Affiliation
 - 2 (3%) had a known gang affiliation.
 - 78 (98%) did not have a known gang affiliation.

District 23 (Virginia Beach P&P) – All Community Starters

(includes the City of Virginia Beach)



- 994 of the FY2020 community starters had Virginia Beach P&P as their primary supervision location.
- Gender
 - 798 (80%) Male
 - 196 (20%) Female
- Criminal History (prior to FY2020 community start date)
 - 393 (40%) had no history of state responsible terms of incarceration.
 - 322 (32%) had exactly one term of state responsible incarceration.
 - 143 (14%) had exactly two terms of state responsible incarceration.
 - 136 (14%) had at least three terms of state responsible incarceration.
- DOC Crime Type
 - 270 (27%) had a “Violent” most serious offense.
 - 439 (44%) had a “Property/Public Order” most serious offense.
 - 252 (25%) had a “Drug” most serious offense.
 - 33 (3%) did not have their offense information reported.
- Age on FY2020 Community Start Date
 - 278 (28%) were younger than age 30.
 - 471 (47%) were between ages 30 and 44.
 - 160 (16%) were between ages 45 and 54.
 - 85 (9%) were age 55 or older.
- Supervision Assignment Level
 - 30 (3%) had a “Low” supervision assignment level.
 - 715 (72%) had a “Medium” supervision assignment level.
 - 17 (2%) had an “Elevated” supervision assignment level.
 - 162 (16%) had a “High” supervision assignment level.
 - 70 (7%) did not have a supervision assignment level reported.
- History of Positive Drug Tests for Multiple Drugs (Both Opioids and Cocaine)
 - 134 (13%) had no drug test history.
 - 1 (<1%) was not tested for opioids or cocaine.
 - 485 (49%) tested negative for opioids or cocaine.
 - 80 (8%) tested positive for opioids only.
 - 169 (17%) tested positive for cocaine only.
 - 125 (13%) tested positive for opioids and cocaine.
- History of Positive Drug Test Results for Meth
 - 994 (100%) were not tested or tested negative for meth.
- COMPAS Recidivism Risk Level
 - 150 (15%) were at “Low” risk to recidivate.
 - 286 (29%) were at “Medium” risk to recidivate.
 - 268 (27%) were at “High” risk to recidivate.
 - 290 (29%) did not have a recidivism risk level reported.
- Gang Affiliation
 - 82 (8%) had a known gang affiliation.
 - 912 (92%) did not have a known gang affiliation.

District 23 (Virginia Beach P&P) – Recidivating Supervisees

(includes the City of Virginia Beach)

- 162 (16.3%) of the FY2020 community starters from Virginia Beach P&P were sentenced to a term of state responsible incarceration or violated parole and were sentenced to a term of state responsible incarceration within three years of their community start date.
- Gender
 - 146 (90%) Male
 - 16 (10%) Female
- Criminal History
 - 39 (24%) had no history of state responsible terms of incarceration.
 - 43 (27%) had exactly one term of state responsible incarceration.
 - 37 (23%) had exactly two terms of state responsible incarceration.
 - 43 (27%) had at least three terms of state responsible incarceration.
- DOC Crime Type
 - 50 (31%) had a “Violent” most serious offense.
 - 73 (45%) had a “Property/Public Order” most serious offense.
 - 38 (23%) had a “Drug” most serious offense.
 - 1 (1%) did not have their offense information reported.
- Age on FY2020 Community Start Date
 - 45 (28%) were younger than age 30.
 - 76 (47%) were between ages 30 and 44.
 - 24 (15%) were between ages 45 and 54.
 - 17 (10%) were age 55 or older.
- Supervision Assignment Level
 - 2 (1%) had a “Low” supervision assignment level.
 - 106 (65%) had a “Medium” supervision assignment level.
 - 3 (2%) had an “Elevated” supervision assignment level.
 - 45 (28%) had a “High” supervision assignment level.
 - 6 (4%) did not have a supervision assignment level reported.
- History of Positive Drug Tests for Multiple Drugs (Both Opioids and Cocaine)
 - 15 (9%) had no drug test history.
 - 64 (40%) tested negative for opioids or cocaine.
 - 17 (10%) tested positive for opioids only.
 - 39 (24%) tested positive for cocaine only.
 - 27 (17%) tested positive for opioids and cocaine.
- History of Positive Drug Tests for Meth
 - 162 (100%) were not tested or tested negative for meth.
- COMPAS Recidivism Risk Level
 - 23 (14%) were at “Low” risk to recidivate.
 - 56 (35%) were at “Medium” risk to recidivate.
 - 73 (45%) were at “High” risk to recidivate.
 - 10 (6%) did not have a recidivism risk level reported.
- Gang Affiliation
 - 16 (10%) had a known gang affiliation.
 - 146 (90%) did not have a known gang affiliation.



District 24 (Farmville P&P) – All Community Starters

(includes the Counties of Appomattox, Buckingham, Charlotte, Cumberland, and Prince Edward)



- 323 of the FY2020 community starters had Farmville P&P as their primary supervision location.
- Gender
 - 264 (82%) Male
 - 58 (18%) Female
 - 1 (<1%) Other
- Criminal History (prior to FY2020 community start date)
 - 139 (43%) had no history of state responsible terms of incarceration.
 - 100 (31%) had exactly one term of state responsible incarceration.
 - 46 (14%) had exactly two terms of state responsible incarceration.
 - 38 (12%) had at least three terms of state responsible incarceration.
- DOC Crime Type
 - 82 (25%) had a “Violent” most serious offense.
 - 128 (40%) had a “Property/Public Order” most serious offense.
 - 106 (33%) had a “Drug” most serious offense.
 - 7 (2%) did not have their offense information reported.
- Age on FY2020 Community Start Date
 - 112 (35%) were younger than age 30.
 - 143 (44%) were between ages 30 and 44.
 - 38 (12%) were between ages 45 and 54.
 - 30 (9%) were age 55 or older.
- Supervision Assignment Level
 - 14 (4%) had a “Low” supervision assignment level.
 - 258 (80%) had a “Medium” supervision assignment level.
 - 2 (1%) had an “Elevated” supervision assignment level.
 - 25 (8%) had a “High” supervision assignment level.
 - 24 (7%) did not have a supervision assignment level reported.
- History of Positive Drug Tests for Multiple Drugs (Both Opioids and Cocaine)
 - 26 (8%) had no drug test history.
 - 178 (55%) tested negative for opioids or cocaine.
 - 23 (7%) tested positive for opioids only.
 - 69 (21%) tested positive for cocaine only.
 - 27 (8%) tested positive for opioids and cocaine.
- History of Positive Drug Test Results for Meth
 - 3 (1%) tested positive for meth.
 - 320 (99%) were not tested or tested negative for meth.
- COMPAS Recidivism Risk Level
 - 64 (20%) were at “Low” risk to recidivate.
 - 112 (35%) were at “Medium” risk to recidivate.
 - 73 (23%) were at “High” risk to recidivate.
 - 74 (23%) did not have a recidivism risk level reported.
- Gang Affiliation
 - 30 (9%) had a known gang affiliation.
 - 293 (91%) did not have a known gang affiliation.

District 24 (Farmville P&P) – Recidivating Supervisees

(includes the Counties of Appomattox, Buckingham, Charlotte, Cumberland, and Prince Edward)



- 58 (18.0%) of the FY2020 community starters from Farmville P&P were sentenced to a term of state responsible incarceration or violated parole and were sentenced to a term of state responsible incarceration within three years of their community start date.
- Gender
 - 53 (91%) Male
 - 5 (9%) Female
- Criminal History
 - 16 (28%) had no history of state responsible terms of incarceration.
 - 16 (28%) had exactly one term of state responsible incarceration.
 - 12 (21%) had exactly two terms of state responsible incarceration.
 - 14 (24%) had at least three terms of state responsible incarceration.
- DOC Crime Type
 - 15 (26%) had a “Violent” most serious offense.
 - 31 (53%) had a “Property/Public Order” most serious offense.
 - 11 (19%) had a “Drug” most serious offense.
 - 1 (2%) did not have their offense information reported.
- Age on FY2020 Community Start Date
 - 23 (40%) were younger than age 30.
 - 25 (43%) were between ages 30 and 44.
 - 8 (14%) were between ages 45 and 54.
 - 2 (3%) were age 55 or older.
- Supervision Assignment Level
 - 41 (71%) had a “Medium” supervision assignment level.
 - 10 (17%) had a “High” supervision assignment level.
 - 7 (12%) did not have a supervision assignment level reported.
- History of Positive Drug Tests for Multiple Drugs (Both Opioids and Cocaine)
 - 3 (5%) had no drug test history.
 - 28 (48%) tested negative for opioids or cocaine.
 - 4 (7%) tested positive for opioids only.
 - 16 (28%) tested positive for cocaine only.
 - 7 (12%) tested positive for opioids and cocaine.
- History of Positive Drug Tests for Meth
 - 58 (100%) were not tested or tested negative for meth.
- COMPAS Recidivism Risk Level
 - 12 (21%) were at “Low” risk to recidivate.
 - 19 (33%) were at “Medium” risk to recidivate.
 - 24 (41%) were at “High” risk to recidivate.
 - 3 (5%) did not have a recidivism risk level reported.
- Gang Affiliation
 - 8 (14%) had a known gang affiliation.
 - 50 (86%) did not have a known gang affiliation.

District 25 (Leesburg P&P) – All Community Starters

(includes the Counties of Fauquier, Loudoun, and Rappahannock)



- 548 of the FY2020 community starters had Leesburg P&P as their primary supervision location.
- Gender
 - 420 (77%) Male
 - 127 (23%) Female
 - 1 (<1%) Other
- Criminal History (prior to FY2020 community start date)
 - 295 (54%) had no history of state responsible terms of incarceration.
 - 148 (27%) had exactly one term of state responsible incarceration.
 - 51 (9%) had exactly two terms of state responsible incarceration.
 - 54 (10%) had at least three terms of state responsible incarceration.
- DOC Crime Type
 - 109 (20%) had a “Violent” most serious offense.
 - 264 (48%) had a “Property/Public Order” most serious offense.
 - 143 (26%) had a “Drug” most serious offense.
 - 32 (6%) did not have their offense information reported.
- Age on FY2020 Community Start Date
 - 187 (34%) were younger than age 30.
 - 232 (42%) were between ages 30 and 44.
 - 74 (14%) were between ages 45 and 54.
 - 55 (10%) were age 55 or older.
- Supervision Assignment Level
 - 65 (12%) had a “Low” supervision assignment level.
 - 295 (54%) had a “Medium” supervision assignment level.
 - 10 (2%) had an “Elevated” supervision assignment level.
 - 74 (14%) had a “High” supervision assignment level.
 - 104 (19%) did not have a supervision assignment level reported.
- History of Positive Drug Tests for Multiple Drugs (Both Opioids and Cocaine)
 - 143 (26%) had no drug test history.
 - 268 (49%) tested negative for opioids or cocaine.
 - 59 (11%) tested positive for opioids only.
 - 39 (7%) tested positive for cocaine only.
 - 39 (7%) tested positive for opioids and cocaine.
- History of Positive Drug Test Results for Meth
 - 6 (1%) tested positive for meth.
 - 542 (99%) were not tested or tested negative for meth.
- COMPAS Recidivism Risk Level
 - 109 (20%) were at “Low” risk to recidivate.
 - 102 (19%) were at “Medium” risk to recidivate.
 - 116 (21%) were at “High” risk to recidivate.
 - 221 (40%) did not have a recidivism risk level reported.
- Gang Affiliation
 - 24 (4%) had a known gang affiliation.
 - 524 (96%) did not have a known gang affiliation.

District 25 (Leesburg P&P) – Recidivating Supervisees

(includes the Counties of Fauquier, Loudoun, and Rappahannock)



- 54 (9.9%) of the FY2020 community starters from Leesburg P&P were sentenced to a term of state responsible incarceration or violated parole and were sentenced to a term of state responsible incarceration within three years of their community start date.
- Gender
 - 45 (83%) Male
 - 9 (17%) Female
- Criminal History
 - 15 (28%) had no history of state responsible terms of incarceration.
 - 17 (31%) had exactly one term of state responsible incarceration.
 - 10 (19%) had exactly two terms of state responsible incarceration.
 - 12 (22%) had at least three terms of state responsible incarceration.
- DOC Crime Type
 - 10 (19%) had a “Violent” most serious offense.
 - 31 (57%) had a “Property/Public Order” most serious offense.
 - 12 (22%) had a “Drug” most serious offense.
 - 1 (2%) did not have their offense information reported.
- Age on FY2020 Community Start Date
 - 18 (33%) were younger than age 30.
 - 31 (57%) were between ages 30 and 44.
 - 3 (6%) were between ages 45 and 54.
 - 2 (4%) were age 55 or older.
- Supervision Assignment Level
 - 10 (19%) had a “Low” supervision assignment level.
 - 24 (44%) had a “Medium” supervision assignment level.
 - 1 (2%) had an “Elevated” supervision assignment level.
 - 16 (30%) had a “High” supervision assignment level.
 - 3 (6%) did not have a supervision assignment level reported.
- History of Positive Drug Tests for Multiple Drugs (Both Opioids and Cocaine)
 - 4 (7%) had no drug test history.
 - 23 (43%) tested negative for opioids or cocaine.
 - 11 (20%) tested positive for opioids only.
 - 5 (9%) tested positive for cocaine only.
 - 11 (20%) tested positive for opioids and cocaine.
- History of Positive Drug Tests for Meth
 - 1 (2%) tested positive for meth.
 - 53 (98%) were not tested or tested negative for meth.
- COMPAS Recidivism Risk Level
 - 9 (17%) were at “Low” risk to recidivate.
 - 15 (28%) were at “Medium” risk to recidivate.
 - 27 (50%) were at “High” risk to recidivate.
 - 3 (6%) did not have a recidivism risk level reported.
- Gang Affiliation
 - 6 (11%) had a known gang affiliation.
 - 48 (89%) did not have a known gang affiliation.

District 26 (Culpeper P&P) – All Community Starters

(includes the Counties of Culpeper, Greene, Madison, and Orange)



- 412 of the FY2020 community starters had Culpeper P&P as their primary supervision location.
- Gender
 - 316 (77%) Male
 - 94 (23%) Female
 - 2 (<1%) Other
- Criminal History (prior to FY2020 community start date)
 - 195 (47%) had no history of state responsible terms of incarceration.
 - 117 (28%) had exactly one term of state responsible incarceration.
 - 59 (14%) had exactly two terms of state responsible incarceration.
 - 41 (10%) had at least three terms of state responsible incarceration.
- DOC Crime Type
 - 106 (26%) had a “Violent” most serious offense.
 - 182 (44%) had a “Property/Public Order” most serious offense
 - 114 (28%) had a “Drug” most serious offense.
 - 10 (2%) did not have their offense information reported.
- Age on FY2020 Community Start Date
 - 130 (32%) were younger than age 30.
 - 185 (45%) were between ages 30 and 44.
 - 70 (17%) were between ages 45 and 54.
 - 27 (7%) were age 55 or older.
- Supervision Assignment Level
 - 44 (11%) had a “Low” supervision assignment level.
 - 269 (65%) had a “Medium” supervision assignment level.
 - 61 (15%) had a “High” supervision assignment level.
 - 38 (9%) did not have a supervision assignment level reported.
- History of Positive Drug Tests for Multiple Drugs (Both Opioids and Cocaine)
 - 13 (3%) had no drug test history.
 - 180 (44%) tested negative for opioids or cocaine.
 - 80 (19%) tested positive for opioids only.
 - 63 (15%) tested positive for cocaine only.
 - 76 (18%) tested positive for opioids and cocaine.
- History of Positive Drug Test Results for Meth
 - 2 (<1%) tested positive for meth.
 - 410 (>99%) were not tested or tested negative for meth.
- COMPAS Recidivism Risk Level
 - 108 (26%) were at “Low” risk to recidivate.
 - 142 (34%) were at “Medium” risk to recidivate.
 - 117 (28%) were at “High” risk to recidivate.
 - 45 (11%) did not have a recidivism risk level reported.
- Gang Affiliation
 - 26 (6%) had a known gang affiliation.
 - 386 (94%) did not have a known gang affiliation.

District 26 (Culpeper P&P) – Recidivating Supervisees

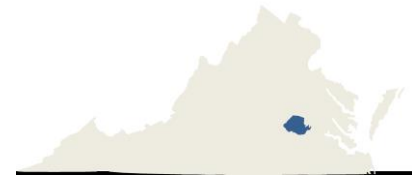
(includes the Counties of Culpeper, Greene, Madison, and Orange)



- 89 (21.6%) of the FY2020 community starters from Culpeper P&P were sentenced to a term of state responsible incarceration or violated parole and were sentenced to a term of state responsible incarceration within three years of their community start date.
- Gender
 - 77 (87%) Male
 - 12 (13%) Female
- Criminal History
 - 27 (30%) had no history of state responsible terms of incarceration.
 - 24 (27%) had exactly one term of state responsible incarceration.
 - 22 (25%) had exactly two terms of state responsible incarceration.
 - 16 (18%) had at least three terms of state responsible incarceration.
- DOC Crime Type
 - 28 (31%) had a “Violent” most serious offense.
 - 42 (47%) had a “Property/Public Order” most serious offense.
 - 18 (20%) had a “Drug” most serious offense.
 - 1 (1%) did not have their offense information reported.
- Age on FY2020 Community Start Date
 - 22 (25%) were younger than age 30.
 - 54 (61%) were between ages 30 and 44.
 - 10 (11%) were between ages 45 and 54.
 - 3 (3%) were age 55 or older.
- Supervision Assignment Level
 - 1 (1%) had a “Low” supervision assignment level.
 - 60 (67%) had a “Medium” supervision assignment level.
 - 20 (22%) had a “High” supervision assignment level.
 - 8 (9%) did not have a supervision assignment level reported.
- History of Positive Drug Tests for Multiple Drugs (Both Opioids and Cocaine)
 - 2 (2%) had no drug test history.
 - 28 (31%) tested negative for opioids or cocaine.
 - 15 (17%) tested positive for opioids only.
 - 17 (19%) tested positive for cocaine only.
 - 27 (30%) tested positive for opioids and cocaine.
- History of Positive Drug Tests for Meth
 - 1 (1%) tested positive for meth.
 - 88 (99%) were not tested or tested negative for meth.
- COMPAS Recidivism Risk Level
 - 16 (18%) were at “Low” risk to recidivate.
 - 29 (33%) were at “Medium” risk to recidivate.
 - 42 (47%) were at “High” risk to recidivate.
 - 2 (2%) did not have a recidivism risk level reported.
- Gang Affiliation
 - 10 (11%) had a known gang affiliation.
 - 79 (89%) did not have a known gang affiliation.

District 27 (Chesterfield P&P) – All Community Starters

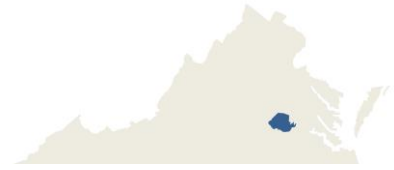
(includes the County of Chesterfield and the City of Colonial Heights)



- 904 of the FY2020 community starters had Chesterfield P&P as their primary supervision location.
- Gender
 - 681 (75%) Male
 - 223 (25%) Female
- Criminal History (prior to FY2020 community start date)
 - 443 (49%) had no history of state responsible terms of incarceration.
 - 250 (28%) had exactly one term of state responsible incarceration.
 - 109 (12%) had exactly two terms of state responsible incarceration.
 - 102 (11%) had at least three terms of state responsible incarceration.
- DOC Crime Type
 - 212 (23%) had a “Violent” most serious offense.
 - 412 (46%) had a “Property/Public Order” most serious offense.
 - 263 (29%) had a “Drug” most serious offense.
 - 17 (2%) did not have their offense information reported.
- Age on FY2020 Community Start Date
 - 262 (29%) were younger than age 30.
 - 426 (47%) were between ages 30 and 44.
 - 139 (15%) were between ages 45 and 54.
 - 77 (9%) were age 55 or older.
- Supervision Assignment Level
 - 22 (2%) had a “Low” supervision assignment level.
 - 744 (82%) had a “Medium” supervision assignment level.
 - 84 (9%) had a “High” supervision assignment level.
 - 54 (6%) did not have a supervision assignment level reported.
- History of Positive Drug Tests for Multiple Drugs (Both Opioids and Cocaine)
 - 105 (12%) had no drug test history.
 - 388 (43%) tested negative for opioids or cocaine.
 - 110 (12%) tested positive for opioids only.
 - 117 (13%) tested positive for cocaine only.
 - 184 (20%) tested positive for opioids and cocaine.
- History of Positive Drug Test Results for Meth
 - 8 (1%) tested positive for meth.
 - 896 (99%) were not tested or tested negative for meth.
- COMPAS Recidivism Risk Level
 - 211 (23%) were at “Low” risk to recidivate.
 - 248 (27%) were at “Medium” risk to recidivate.
 - 223 (25%) were at “High” risk to recidivate.
 - 222 (25%) did not have a recidivism risk level reported.
- Gang Affiliation
 - 54 (6%) had a known gang affiliation.
 - 850 (94%) did not have a known gang affiliation.

District 27 (Chesterfield P&P) – Recidivating Supervisees

(includes the County of Chesterfield and the City of Colonial Heights)



- 128 (14.2%) of the FY2020 community starters from Chesterfield P&P were sentenced to a term of state responsible incarceration or violated parole and were sentenced to a term of state responsible incarceration within three years of their community start date.
- Gender
 - 102 (80%) Male
 - 26 (20%) Female
- Criminal History
 - 46 (36%) had no history of state responsible terms of incarceration.
 - 31 (24%) had exactly one term of state responsible incarceration.
 - 23 (18%) had exactly two terms of state responsible incarceration.
 - 28 (22%) had at least three terms of state responsible incarceration.
- DOC Crime Type
 - 41 (32%) had a “Violent” most serious offense.
 - 59 (46%) had a “Property/Public Order” most serious offense.
 - 27 (21%) had a “Drug” most serious offense.
 - 1 (1%) did not have their offense information reported.
- Age on FY2020 Community Start Date
 - 49 (38%) were younger than age 30.
 - 61 (48%) were between ages 30 and 44.
 - 16 (13%) were between ages 45 and 54.
 - 2 (2%) were age 55 or older.
- Supervision Assignment Level
 - 2 (2%) had a “Low” supervision assignment level.
 - 94 (73%) had a “Medium” supervision assignment level.
 - 27 (21%) had a “High” supervision assignment level.
 - 5 (4%) did not have a supervision assignment level reported.
- History of Positive Drug Tests for Multiple Drugs (Both Opioids and Cocaine)
 - 10 (8%) had no drug test history.
 - 37 (29%) tested negative for opioids or cocaine.
 - 16 (13%) tested positive for opioids only.
 - 21 (16%) tested positive for cocaine only.
 - 44 (34%) tested positive for opioids and cocaine.
- History of Positive Drug Tests for Meth
 - 2 (2%) tested positive for meth.
 - 126 (98%) were not tested or tested negative for meth.
- COMPAS Recidivism Risk Level
 - 18 (14%) were at “Low” risk to recidivate.
 - 42 (33%) were at “Medium” risk to recidivate.
 - 64 (50%) were at “High” risk to recidivate.
 - 4 (3%) did not have a recidivism risk level reported.
- Gang Affiliation
 - 15 (12%) had a known gang affiliation.
 - 113 (88%) did not have a known gang affiliation.

District 28 (Radford P&P) – All Community Starters

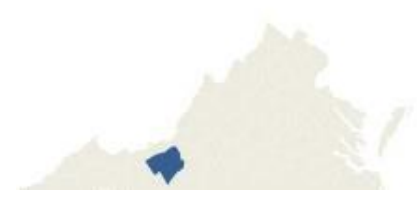
(includes the Counties of Montgomery, Floyd, and Pulaski, and the City of Radford)



- 554 of the FY2020 community starters had Radford P&P as their primary supervision location.
- Gender
 - 391 (71%) Male
 - 163 (29%) Female
- Criminal History (prior to FY2020 community start date)
 - 268 (48%) had no history of state responsible terms of incarceration.
 - 159 (29%) had exactly one term of state responsible incarceration.
 - 73 (13%) had exactly two terms of state responsible incarceration.
 - 54 (10%) had at least three terms of state responsible incarceration.
- DOC Crime Type
 - 117 (21%) had a “Violent” most serious offense.
 - 213 (38%) had a “Property/Public Order” most serious offense.
 - 215 (39%) had a “Drug” most serious offense.
 - 9 (2%) did not have their offense information reported.
- Age on FY2020 Community Start Date
 - 142 (26%) were younger than age 30.
 - 290 (52%) were between ages 30 and 44.
 - 88 (16%) were between ages 45 and 54.
 - 34 (6%) were age 55 or older.
- Supervision Assignment Level
 - 47 (8%) had a “Low” supervision assignment level.
 - 407 (73%) had a “Medium” supervision assignment level.
 - 1 (<1%) had an “Elevated” supervision assignment level.
 - 41 (7%) had a “High” supervision assignment level.
 - 58 (10%) did not have a supervision assignment level reported.
- History of Positive Drug Tests for Multiple Drugs (Both Opioids and Cocaine)
 - 61 (11%) had no drug test history.
 - 269 (49%) tested negative for opioids or cocaine.
 - 130 (23%) tested positive for opioids only.
 - 29 (5%) tested positive for cocaine only.
 - 65 (12%) tested positive for opioids and cocaine.
- History of Positive Drug Test Results for Meth
 - 14 (3%) tested positive for meth.
 - 540 (97%) were not tested or tested negative for meth.
- COMPAS Recidivism Risk Level
 - 151 (27%) were at “Low” risk to recidivate.
 - 182 (33%) were at “Medium” risk to recidivate.
 - 154 (28%) were at “High” risk to recidivate.
 - 67 (12%) did not have a recidivism risk level reported.
- Gang Affiliation
 - 18 (3%) had a known gang affiliation.
 - 536 (97%) did not have a known gang affiliation.

District 28 (Radford P&P) – Recidivating Supervisees

(includes the Counties of Montgomery, Floyd, and Pulaski, and the City of Radford)



- 97 (17.5%) of the FY2020 community starters from Radford P&P were sentenced to a term of state responsible incarceration or violated parole and were sentenced to a term of state responsible incarceration within three years of their community start date.
- Gender
 - 73 (75%) Male
 - 24 (25%) Female
- Criminal History
 - 34 (35%) had no history of state responsible terms of incarceration.
 - 32 (33%) had exactly one term of state responsible incarceration.
 - 18 (19%) had exactly two terms of state responsible incarceration.
 - 13 (13%) had at least three terms of state responsible incarceration.
- DOC Crime Type
 - 23 (24%) had a “Violent” most serious offense.
 - 43 (44%) had a “Property/Public Order” most serious offense.
 - 29 (30%) had a “Drug” most serious offense.
 - 2 (2%) did not have their offense information reported.
- Age on FY2020 Community Start Date
 - 28 (29%) were younger than age 30.
 - 50 (52%) were between ages 30 and 44.
 - 14 (14%) were between ages 45 and 54.
 - 5 (5%) were age 55 or older.
- Supervision Assignment Level
 - 3 (3%) had a “Low” supervision assignment level.
 - 70 (72%) had a “Medium” supervision assignment level.
 - 10 (10%) had a “High” supervision assignment level.
 - 14 (14%) did not have a supervision assignment level reported.
- History of Positive Drug Tests for Multiple Drugs (Both Opioids and Cocaine)
 - 8 (8%) had no drug test history.
 - 45 (46%) tested negative for opioids or cocaine.
 - 26 (27%) tested positive for opioids only.
 - 10 (10%) tested positive for cocaine only.
 - 8 (8%) tested positive for opioids and cocaine.
- History of Positive Drug Tests for Meth
 - 2 (2%) tested positive for meth.
 - 95 (98%) were not tested or tested negative for meth.
- COMPAS Recidivism Risk Level
 - 21 (22%) were at “Low” risk to recidivate.
 - 37 (38%) were at “Medium” risk to recidivate.
 - 38 (39%) were at “High” risk to recidivate.
 - 1 (1%) did not have a recidivism risk level reported.
- Gang Affiliation
 - 7 (7%) had a known gang affiliation.
 - 90 (93%) did not have a known gang affiliation.

District 29 (Fairfax P&P) – All Community Starters

(includes the County of Fairfax and the City of Fairfax)



- 837 of the FY2020 community starters had Fairfax P&P as their primary supervision location.
- Gender
 - 682 (81%) Male
 - 154 (18%) Female
 - 1 (<1%) Other
- Criminal History (prior to FY2020 community start date)
 - 427 (51%) had no history of state responsible terms of incarceration.
 - 287 (34%) had exactly one term of state responsible incarceration.
 - 77 (9%) had exactly two terms of state responsible incarceration.
 - 46 (5%) had at least three terms of state responsible incarceration.
- DOC Crime Type
 - 229 (27%) had a “Violent” most serious offense.
 - 353 (42%) had a “Property/Public Order” most serious offense.
 - 205 (24%) had a “Drug” most serious offense.
 - 50 (6%) did not have their offense information reported.
- Age on FY2020 Community Start Date
 - 274 (33%) were younger than age 30.
 - 348 (42%) were between ages 30 and 44.
 - 124 (15%) were between ages 45 and 54.
 - 91 (11%) were age 55 or older.
- Supervision Assignment Level
 - 97 (12%) had a “Low” supervision assignment level.
 - 394 (47%) had a “Medium” supervision assignment level.
 - 7 (1%) had an “Elevated” supervision assignment level.
 - 131 (16%) had a “High” supervision assignment level.
 - 208 (25%) did not have a supervision assignment level reported.
- History of Positive Drug Tests for Multiple Drugs (Both Opioids and Cocaine)
 - 207 (25%) had no drug test history.
 - 2 (<1%) were not tested for opioids or cocaine.
 - 453 (54%) tested negative for opioids or cocaine.
 - 47 (6%) tested positive for opioids only.
 - 76 (9%) tested positive for cocaine only.
 - 52 (6%) tested positive for opioids and cocaine.
- History of Positive Drug Test Results for Meth
 - 4 (<1%) tested positive for meth.
 - 833 (>99%) were not tested or tested negative for meth.
- COMPAS Recidivism Risk Level
 - 194 (23%) were at “Low” risk to recidivate.
 - 132 (16%) were at “Medium” risk to recidivate.
 - 178 (21%) were at “High” risk to recidivate.
 - 333 (40%) did not have a recidivism risk level reported.
- Gang Affiliation
 - 36 (4%) had a known gang affiliation.
 - 801 (96%) did not have a known gang affiliation.

District 29 (Fairfax P&P) – Recidivating Supervisees

(includes the County of Fairfax and the City of Fairfax)



- 42 (5.0%) of the FY2020 community starters from Fairfax P&P were sentenced to a term of state responsible incarceration or violated parole and were sentenced to a term of state responsible incarceration within three years of their community start date.
- Gender
 - 39 (93%) Male
 - 3 (7%) Female
- Criminal History
 - 7 (17%) had no history of state responsible terms of incarceration.
 - 23 (55%) had exactly one term of state responsible incarceration.
 - 9 (21%) had exactly two terms of state responsible incarceration.
 - 3 (7%) had at least three terms of state responsible incarceration.
- DOC Crime Type
 - 16 (38%) had a “Violent” most serious offense.
 - 17 (40%) had a “Property/Public Order” most serious offense.
 - 9 (21%) had a “Drug” most serious offense.
- Age on FY2020 Community Start Date
 - 16 (38%) were younger than age 30.
 - 15 (36%) were between ages 30 and 44.
 - 4 (10%) were between ages 45 and 54.
 - 7 (17%) were age 55 or older.
- Supervision Assignment Level
 - 2 (5%) had a “Low” supervision assignment level.
 - 16 (38%) had a “Medium” supervision assignment level.
 - 3 (7%) had an “Elevated” supervision assignment level.
 - 16 (38%) had a “High” supervision assignment level.
 - 5 (12%) did not have a supervision assignment level reported.
- History of Positive Drug Tests for Multiple Drugs (Both Opioids and Cocaine)
 - 11 (26%) had no drug test history.
 - 18 (43%) tested negative for opioids or cocaine.
 - 2 (5%) tested positive for opioids only.
 - 5 (12%) tested positive for cocaine only.
 - 6 (14%) tested positive for opioids and cocaine.
- History of Positive Drug Tests for Meth
 - 2 (5%) tested positive for meth.
 - 40 (95%) were not tested or tested negative for meth.
- COMPAS Recidivism Risk Level
 - 13 (31%) were at “Low” risk to recidivate.
 - 5 (12%) were at “Medium” risk to recidivate.
 - 23 (55%) were at “High” risk to recidivate.
 - 1 (2%) did not have a recidivism risk level reported.
- Gang Affiliation
 - 4 (10%) had a known gang affiliation.
 - 38 (90%) did not have a known gang affiliation.

District 30 (Hampton P&P) – All Community Starters

(includes the City of Hampton)



- 463 of the FY2020 community starters had Hampton P&P as their primary supervision location.
- Gender
 - 381 (82%) Male
 - 82 (18%) Female
- Criminal History (prior to FY2020 community start date)
 - 158 (34%) had no history of state responsible terms of incarceration.
 - 150 (32%) had exactly one term of state responsible incarceration.
 - 72 (16%) had exactly two terms of state responsible incarceration.
 - 83 (18%) had at least three terms of state responsible incarceration.
- DOC Crime Type
 - 159 (34%) had a “Violent” most serious offense.
 - 189 (41%) had a “Property/Public Order” most serious offense.
 - 109 (24%) had a “Drug” most serious offense.
 - 6 (1%) did not have their offense information reported.
- Age on FY2020 Community Start Date
 - 125 (27%) were younger than age 30.
 - 188 (41%) were between ages 30 and 44.
 - 84 (18%) were between ages 45 and 54.
 - 66 (14%) were age 55 or older.
- Supervision Assignment Level
 - 39 (8%) had a “Low” supervision assignment level.
 - 339 (73%) had a “Medium” supervision assignment level.
 - 61 (13%) had a “High” supervision assignment level.
 - 24 (5%) did not have a supervision assignment level reported.
- History of Positive Drug Tests for Multiple Drugs (Both Opioids and Cocaine)
 - 21 (5%) had no drug test history.
 - 228 (49%) tested negative for opioids or cocaine.
 - 22 (5%) tested positive for opioids only.
 - 109 (24%) tested positive for cocaine only.
 - 83 (18%) tested positive for opioids and cocaine.
- History of Positive Drug Test Results for Meth
 - 463 (100%) were not tested or tested negative for meth.
- COMPAS Recidivism Risk Level
 - 83 (18%) were at “Low” risk to recidivate.
 - 136 (29%) were at “Medium” risk to recidivate.
 - 136 (29%) were at “High” risk to recidivate.
 - 108 (23%) did not have a recidivism risk level reported.
- Gang Affiliation
 - 34 (7%) had a known gang affiliation.
 - 429 (93%) did not have a known gang affiliation.

District 30 (Hampton P&P) – Recidivating Supervisees

(includes the City of Hampton)

- 48 (10.4%) of the FY2020 community starters from Hampton P&P were sentenced to a term of state responsible incarceration or violated parole and were sentenced to a term of state responsible incarceration within three years of their community start date.
- Gender
 - 44 (92%) Male
 - 4 (8%) Female
- Criminal History
 - 10 (21%) had no history of state responsible terms of incarceration.
 - 13 (27%) had exactly one term of state responsible incarceration.
 - 11 (23%) had exactly two terms of state responsible incarceration.
 - 14 (29%) had at least three terms of state responsible incarceration.
- DOC Crime Type
 - 18 (38%) had a “Violent” most serious offense.
 - 20 (42%) had a “Property/Public Order” most serious offense.
 - 9 (19%) had a “Drug” most serious offense.
 - 1 (2%) did not have their offense information reported.
- Age on FY2020 Community Start Date
 - 13 (27%) were younger than age 30.
 - 20 (42%) were between ages 30 and 44.
 - 10 (21%) were between ages 45 and 54.
 - 5 (10%) were age 55 or older.
- Supervision Assignment Level
 - 32 (67%) had a “Medium” supervision assignment level.
 - 11 (23%) had a “High” supervision assignment level.
 - 5 (10%) did not have a supervision assignment level reported.
- History of Positive Drug Tests for Multiple Drugs (Both Opioids and Cocaine)
 - 1 (2%) had no drug test history.
 - 20 (42%) tested negative for opioids or cocaine.
 - 2 (4%) tested positive for opioids only.
 - 16 (33%) tested positive for cocaine only.
 - 9 (19%) tested positive for opioids and cocaine.
- History of Positive Drug Tests for Meth
 - 48 (100%) were not tested or tested negative for meth.
- COMPAS Recidivism Risk Level
 - 11 (23%) were at “Low” risk to recidivate.
 - 15 (31%) were at “Medium” risk to recidivate.
 - 18 (38%) were at “High” risk to recidivate.
 - 4 (8%) did not have a recidivism risk level reported.
- Gang Affiliation
 - 5 (10%) had a known gang affiliation.
 - 43 (90%) did not have a known gang affiliation.



District 31 (Chesapeake P&P) – All Community Starters

(includes the City of Chesapeake)



- 978 of the FY2020 community starters had Chesapeake P&P as their primary supervision location.
- Gender
 - 755 (77%) Male
 - 223 (23%) Female
- Criminal History (prior to FY2020 community start date)
 - 370 (38%) had no history of state responsible terms of incarceration.
 - 290 (30%) had exactly one term of state responsible incarceration.
 - 152 (16%) had exactly two terms of state responsible incarceration.
 - 166 (17%) had at least three terms of state responsible incarceration.
- DOC Crime Type
 - 221 (23%) had a “Violent” most serious offense.
 - 490 (50%) had a “Property/Public Order” most serious offense.
 - 250 (26%) had a “Drug” most serious offense.
 - 17 (2%) did not have their offense information reported.
- Age on FY2020 Community Start Date
 - 244 (25%) were younger than age 30.
 - 438 (45%) were between ages 30 and 44.
 - 196 (20%) were between ages 45 and 54.
 - 100 (10%) were age 55 or older.
- Supervision Assignment Level
 - 45 (5%) had a “Low” supervision assignment level.
 - 662 (68%) had a “Medium” supervision assignment level.
 - 1 (<1%) had an “Elevated” supervision assignment level.
 - 151 (15%) had a “High” supervision assignment level.
 - 119 (12%) did not have a supervision assignment level reported.
- History of Positive Drug Tests for Multiple Drugs (Both Opioids and Cocaine)
 - 148 (15%) had no drug test history.
 - 1 (<1%) was not tested for opioids or cocaine.
 - 380 (39%) tested negative for opioids or cocaine.
 - 79 (8%) tested positive for opioids only.
 - 188 (19%) tested positive for cocaine only.
 - 182 (19%) tested positive for opioids and cocaine.
- History of Positive Drug Test Results for Meth
 - 22 (2%) tested positive for meth.
 - 956 (98%) were not tested or tested negative for meth.
- COMPAS Recidivism Risk Level
 - 165 (17%) were at “Low” risk to recidivate.
 - 266 (27%) were at “Medium” risk to recidivate.
 - 241 (25%) were at “High” risk to recidivate.
 - 306 (31%) did not have a recidivism risk level reported.
- Gang Affiliation
 - 75 (8%) had a known gang affiliation.
 - 903 (92%) did not have a known gang affiliation.

District 31 (Chesapeake P&P) – Recidivating Supervisees

(includes the City of Chesapeake)

- 199 (20.3%) of the FY2020 community starters from Chesapeake P&P were sentenced to a term of state responsible incarceration or violated parole and were sentenced to a term of state responsible incarceration within three years of their community start date.
- Gender
 - 169 (85%) Male
 - 30 (15%) Female
- Criminal History
 - 53 (27%) had no history of state responsible terms of incarceration.
 - 57 (29%) had exactly one term of state responsible incarceration.
 - 42 (21%) had exactly two terms of state responsible incarceration.
 - 47 (24%) had at least three terms of state responsible incarceration.
- DOC Crime Type
 - 47 (24%) had a “Violent” most serious offense.
 - 101 (51%) had a “Property/Public Order” most serious offense.
 - 50 (25%) had a “Drug” most serious offense.
 - 1 (1%) did not have their offense information reported.
- Age on FY2020 Community Start Date
 - 52 (26%) were younger than age 30.
 - 106 (53%) were between ages 30 and 44.
 - 29 (15%) were between ages 45 and 54.
 - 12 (6%) were age 55 or older.
- Supervision Assignment Level
 - 1 (1%) had a “Low” supervision assignment level.
 - 134 (67%) had a “Medium” supervision assignment level.
 - 1 (1%) had an “Elevated” supervision assignment level.
 - 49 (25%) had a “High” supervision assignment level.
 - 14 (7%) did not have a supervision assignment level reported.
- History of Positive Drug Tests for Multiple Drugs (Both Opioids and Cocaine)
 - 13 (7%) had no drug test history.
 - 65 (33%) tested negative for opioids or cocaine.
 - 20 (10%) tested positive for opioids only.
 - 50 (25%) tested positive for cocaine only.
 - 51 (26%) tested positive for opioids and cocaine.
- History of Positive Drug Tests for Meth
 - 5 (3%) tested positive for meth.
 - 194 (97%) were not tested or tested negative for meth.
- COMPAS Recidivism Risk Level
 - 38 (19%) were at “Low” risk to recidivate.
 - 78 (39%) were at “Medium” risk to recidivate.
 - 75 (38%) were at “High” risk to recidivate.
 - 8 (4%) did not have a recidivism risk level reported.
- Gang Affiliation
 - 23 (12%) had a known gang affiliation.
 - 176 (88%) did not have a known gang affiliation.



District 32 (Henrico P&P) – All Community Starters

(includes the County of Henrico)



- 1,061 of the FY2020 community starters had Henrico P&P as their primary supervision location.
- Gender
 - 844 (80%) Male
 - 217 (20%) Female
- Criminal History (prior to FY2020 community start date)
 - 412 (39%) had no history of state responsible terms of incarceration.
 - 358 (34%) had exactly one term of state responsible incarceration.
 - 142 (13%) had exactly two terms of state responsible incarceration.
 - 149 (14%) had at least three terms of state responsible incarceration.
- DOC Crime Type
 - 278 (26%) had a “Violent” most serious offense.
 - 385 (36%) had a “Property/Public Order” most serious offense.
 - 392 (37%) had a “Drug” most serious offense.
 - 6 (1%) did not have their offense information reported.
- Age on FY2020 Community Start Date
 - 320 (30%) were younger than age 30.
 - 436 (41%) were between ages 30 and 44.
 - 202 (19%) were between ages 45 and 54.
 - 103 (10%) were age 55 or older.
- Supervision Assignment Level
 - 66 (6%) had a “Low” supervision assignment level.
 - 779 (73%) had a “Medium” supervision assignment level.
 - 4 (<1%) had an “Elevated” supervision assignment level.
 - 127 (12%) had a “High” supervision assignment level.
 - 85 (8%) did not have a supervision assignment level reported.
- History of Positive Drug Tests for Multiple Drugs (Both Opioids and Cocaine)
 - 91 (9%) had no drug test history.
 - 455 (43%) tested negative for opioids or cocaine.
 - 130 (12%) tested positive for opioids only.
 - 109 (10%) tested positive for cocaine only.
 - 276 (26%) tested positive for opioids and cocaine.
- History of Positive Drug Test Results for Meth
 - 4 (<1%) tested positive for meth.
 - 1,057 (>99%) were not tested or tested negative for meth.
- COMPAS Recidivism Risk Level
 - 215 (20%) were at “Low” risk to recidivate.
 - 330 (31%) were at “Medium” risk to recidivate.
 - 287 (27%) were at “High” risk to recidivate.
 - 229 (22%) did not have a recidivism risk level reported.
- Gang Affiliation
 - 71 (7%) had a known gang affiliation.
 - 990 (93%) did not have a known gang affiliation.

District 32 (Henrico P&P) – Recidivating Supervisees

(includes the County of Henrico)



- 189 (17.8%) of the FY2020 community starters from Henrico P&P were sentenced to a term of state responsible incarceration or violated parole and were sentenced to a term of state responsible incarceration within three years of their community start date.
- Gender
 - 160 (85%) Male
 - 29 (15%) Female
- Criminal History
 - 41 (22%) had no history of state responsible terms of incarceration.
 - 65 (34%) had exactly one term of state responsible incarceration.
 - 39 (21%) had exactly two terms of state responsible incarceration.
 - 44 (23%) had at least three terms of state responsible incarceration.
- DOC Crime Type
 - 53 (28%) had a “Violent” most serious offense.
 - 86 (46%) had a “Property/Public Order” most serious offense.
 - 50 (26%) had a “Drug” most serious offense.
- Age on FY2020 Community Start Date
 - 77 (41%) were younger than age 30.
 - 79 (42%) were between ages 30 and 44.
 - 27 (14%) were between ages 45 and 54.
 - 6 (3%) were age 55 or older.
- Supervision Assignment Level
 - 6 (3%) had a “Low” supervision assignment level.
 - 108 (57%) had a “Medium” supervision assignment level.
 - 3 (2%) had an “Elevated” supervision assignment level.
 - 48 (25%) had a “High” supervision assignment level.
 - 24 (13%) did not have a supervision assignment level reported.
- History of Positive Drug Tests for Multiple Drugs (Both Opioids and Cocaine)
 - 14 (7%) had no drug test history.
 - 60 (32%) tested negative for opioids or cocaine.
 - 22 (12%) tested positive for opioids only.
 - 16 (8%) tested positive for cocaine only.
 - 77 (41%) tested positive for opioids and cocaine.
- History of Positive Drug Tests for Meth
 - 2 (1%) tested positive for meth.
 - 187 (99%) were not tested or tested negative for meth.
- COMPAS Recidivism Risk Level
 - 30 (16%) were at “Low” risk to recidivate.
 - 68 (36%) were at “Medium” risk to recidivate.
 - 83 (44%) were at “High” risk to recidivate.
 - 8 (4%) did not have a recidivism risk level reported.
- Gang Affiliation
 - 24 (13%) had a known gang affiliation.
 - 165 (87%) did not have a known gang affiliation.

District 33 (Warsaw P&P) – All Community Starters

(includes the Counties of Essex, Lancaster, Northumberland, Richmond, and Westmoreland)



- 191 of the FY2020 community starters had Warsaw P&P as their primary supervision location.
- Gender
 - 154 (81%) Male
 - 37 (19%) Female
- Criminal History (prior to FY2020 community start date)
 - 64 (34%) had no history of state responsible terms of incarceration.
 - 61 (32%) had exactly one term of state responsible incarceration.
 - 38 (20%) had exactly two terms of state responsible incarceration.
 - 28 (15%) had at least three terms of state responsible incarceration.
- DOC Crime Type
 - 56 (29%) had a “Violent” most serious offense.
 - 69 (36%) had a “Property/Public Order” most serious offense.
 - 64 (34%) had a “Drug” most serious offense.
 - 2 (1%) did not have their offense information reported.
- Age on FY2020 Community Start Date
 - 52 (27%) were younger than age 30.
 - 89 (47%) were between ages 30 and 44.
 - 25 (13%) were between ages 45 and 54.
 - 25 (13%) were age 55 or older.
- Supervision Assignment Level
 - 10 (5%) had a “Low” supervision assignment level.
 - 122 (64%) had a “Medium” supervision assignment level.
 - 2 (1%) had an “Elevated” supervision assignment level.
 - 39 (20%) had a “High” supervision assignment level.
 - 18 (9%) did not have a supervision assignment level reported.
- History of Positive Drug Tests for Multiple Drugs (Both Opioids and Cocaine)
 - 16 (8%) had no drug test history.
 - 86 (45%) tested negative for opioids or cocaine.
 - 29 (15%) tested positive for opioids only.
 - 33 (17%) tested positive for cocaine only.
 - 27 (14%) tested positive for opioids and cocaine.
- History of Positive Drug Test Results for Meth
 - 1 (1%) tested positive for meth.
 - 190 (99%) were not tested or tested negative for meth.
- COMPAS Recidivism Risk Level
 - 34 (18%) were at “Low” risk to recidivate.
 - 69 (36%) were at “Medium” risk to recidivate.
 - 59 (31%) were at “High” risk to recidivate.
 - 29 (15%) did not have a recidivism risk level reported.
- Gang Affiliation
 - 16 (8%) had a known gang affiliation.
 - 175 (92%) did not have a known gang affiliation.

District 33 (Warsaw P&P) – Recidivating Supervisees

(includes the Counties of Essex, Lancaster, Northumberland, Richmond, and Westmoreland)



- 35 (18.3%) of the FY2020 community starters from Warsaw P&P were sentenced to a term of state responsible incarceration or violated parole and were sentenced to a term of state responsible incarceration within three years of their community start date.
- Gender
 - 31 (89%) Male
 - 4 (11%) Female
- Criminal History
 - 8 (23%) had no history of state responsible terms of incarceration.
 - 9 (26%) had exactly one term of state responsible incarceration.
 - 12 (34%) had exactly two terms of state responsible incarceration.
 - 6 (17%) had at least three terms of state responsible incarceration.
- DOC Crime Type
 - 10 (29%) had a “Violent” most serious offense.
 - 9 (26%) had a “Property/Public Order” most serious offense.
 - 15 (43%) had a “Drug” most serious offense.
 - 1 (3%) did not have their offense information reported.
- Age on FY2020 Community Start Date
 - 13 (37%) were younger than age 30.
 - 19 (54%) were between ages 30 and 44.
 - 3 (9%) were between ages 45 and 54.
- Supervision Assignment Level
 - 1 (3%) had a “Low” supervision assignment level.
 - 22 (63%) had a “Medium” supervision assignment level.
 - 1 (3%) had an “Elevated” supervision assignment level.
 - 7 (20%) had a “High” supervision assignment level.
 - 4 (11%) did not have a supervision assignment level reported.
- History of Positive Drug Tests for Multiple Drugs (Both Opioids and Cocaine)
 - 2 (6%) had no drug test history.
 - 9 (26%) tested negative for opioids or cocaine.
 - 4 (11%) tested positive for opioids only.
 - 11 (31%) tested positive for cocaine only.
 - 9 (26%) tested positive for opioids and cocaine.
- History of Positive Drug Tests for Meth
 - 1 (3%) tested positive for meth.
 - 34 (97%) were not tested or tested negative for meth.
- COMPAS Recidivism Risk Level
 - 3 (9%) were at “Low” risk to recidivate.
 - 12 (34%) were at “Medium” risk to recidivate.
 - 18 (51%) were at “High” risk to recidivate.
 - 2 (6%) did not have a recidivism risk level reported.
- Gang Affiliation
 - 4 (11%) had a known gang affiliation.
 - 31 (89%) did not have a known gang affiliation.

District 34 (Williamsburg P&P) – All Community Starters

(includes the Counties of Charles City, James City, New Kent, and York, and the Cities of Poquoson and Williamsburg)



- 362 of the FY2020 community starters had Williamsburg P&P as their primary supervision location.
- Gender
 - 286 (79%) Male
 - 76 (21%) Female
- Criminal History (prior to FY2020 community start date)
 - 180 (50%) had no history of state responsible terms of incarceration.
 - 95 (26%) had exactly one term of state responsible incarceration.
 - 50 (14%) had exactly two terms of state responsible incarceration.
 - 37 (10%) had at least three terms of state responsible incarceration.
- DOC Crime Type
 - 106 (29%) had a “Violent” most serious offense.
 - 155 (43%) had a “Property/Public Order” most serious offense.
 - 83 (23%) had a “Drug” most serious offense.
 - 18 (5%) did not have their offense information reported.
- Age on FY2020 Community Start Date
 - 105 (29%) were younger than age 30.
 - 162 (45%) were between ages 30 and 44.
 - 63 (17%) were between ages 45 and 54.
 - 32 (9%) were age 55 or older.
- Supervision Assignment Level
 - 15 (4%) had a “Low” supervision assignment level.
 - 239 (66%) had a “Medium” supervision assignment level.
 - 2 (1%) had an “Elevated” supervision assignment level.
 - 56 (15%) had a “High” supervision assignment level.
 - 50 (14%) did not have a supervision assignment level reported.
- History of Positive Drug Tests for Multiple Drugs (Both Opioids and Cocaine)
 - 46 (13%) had no drug test history.
 - 174 (48%) tested negative for opioids or cocaine.
 - 27 (7%) tested positive for opioids only.
 - 76 (21%) tested positive for cocaine only.
 - 39 (11%) tested positive for opioids and cocaine.
- History of Positive Drug Test Results for Meth
 - 362 (100%) were not tested or tested negative for meth.
- COMPAS Recidivism Risk Level
 - 84 (23%) were at “Low” risk to recidivate.
 - 103 (28%) were at “Medium” risk to recidivate.
 - 94 (26%) were at “High” risk to recidivate.
 - 81 (22%) did not have a recidivism risk level reported.
- Gang Affiliation
 - 19 (5%) had a known gang affiliation.
 - 343 (95%) did not have a known gang affiliation.

District 34 (Williamsburg P&P) – Recidivating Supervisees

(includes the Counties of Charles City, James City, New Kent, and York, and the Cities of Poquoson and Williamsburg)



- 72 (19.9%) of the FY2020 community starters from Williamsburg P&P were sentenced to a term of state responsible incarceration or violated parole and were sentenced to a term of state responsible incarceration within three years of their community start date.
- Gender
 - 63 (88%) Male
 - 9 (13%) Female
- Criminal History
 - 30 (42%) had no history of state responsible terms of incarceration.
 - 10 (14%) had exactly one term of state responsible incarceration.
 - 16 (22%) had exactly two terms of state responsible incarceration.
 - 16 (22%) had at least three terms of state responsible incarceration.
- DOC Crime Type
 - 15 (21%) had a “Violent” most serious offense.
 - 40 (56%) had a “Property/Public Order” most serious offense.
 - 14 (19%) had a “Drug” most serious offense.
 - 3 (4%) did not have their offense information reported.
- Age on FY2020 Community Start Date
 - 27 (38%) were younger than age 30.
 - 33 (46%) were between ages 30 and 44.
 - 9 (13%) were between ages 45 and 54.
 - 3 (4%) were age 55 or older.
- Supervision Assignment Level
 - 2 (3%) had a “Low” supervision assignment level.
 - 41 (57%) had a “Medium” supervision assignment level.
 - 1 (1%) had an “Elevated” supervision assignment level.
 - 21 (29%) had a “High” supervision assignment level.
 - 7 (10%) did not have a supervision assignment level reported.
- History of Positive Drug Tests for Multiple Drugs (Both Opioids and Cocaine)
 - 5 (7%) had no drug test history.
 - 24 (33%) tested negative for opioids or cocaine.
 - 6 (8%) tested positive for opioids only.
 - 22 (31%) tested positive for cocaine only.
 - 15 (21%) tested positive for opioids and cocaine.
- History of Positive Drug Tests for Meth
 - 72 (100%) were not tested or tested negative for meth.
- COMPAS Recidivism Risk Level
 - 8 (11%) were at “Low” risk to recidivate.
 - 28 (39%) were at “Medium” risk to recidivate.
 - 30 (42%) were at “High” risk to recidivate.
 - 6 (8%) did not have a recidivism risk level reported.
- Gang Affiliation
 - 6 (8%) had a known gang affiliation.
 - 66 (92%) did not have a known gang affiliation.

District 35 (Manassas P&P) – All Community Starters

(includes the County of Prince William and the Cities of Manassas and Manassas Park)



- 698 of the FY2020 community starters had Manassas P&P as their primary supervision location.
- Gender
 - 581 (83%) Male
 - 117 (17%) Female
- Criminal History (prior to FY2020 community start date)
 - 295 (42%) had no history of state responsible terms of incarceration.
 - 248 (36%) had exactly one term of state responsible incarceration.
 - 80 (11%) had exactly two terms of state responsible incarceration.
 - 75 (11%) had at least three terms of state responsible incarceration.
- DOC Crime Type
 - 190 (27%) had a “Violent” most serious offense.
 - 273 (39%) had a “Property/Public Order” most serious offense.
 - 210 (30%) had a “Drug” most serious offense.
 - 25 (4%) did not have their offense information reported.
- Age on FY2020 Community Start Date
 - 268 (38%) were younger than age 30.
 - 301 (43%) were between ages 30 and 44.
 - 73 (10%) were between ages 45 and 54.
 - 56 (8%) were age 55 or older.
- Supervision Assignment Level
 - 143 (20%) had a “Low” supervision assignment level.
 - 378 (54%) had a “Medium” supervision assignment level.
 - 5 (1%) had an “Elevated” supervision assignment level.
 - 101 (14%) had a “High” supervision assignment level.
 - 71 (10%) did not have a supervision assignment level reported.
- History of Positive Drug Tests for Multiple Drugs (Both Opioids and Cocaine)
 - 68 (10%) had no drug test history.
 - 366 (52%) tested negative for opioids or cocaine.
 - 65 (9%) tested positive for opioids only.
 - 103 (15%) tested positive for cocaine only.
 - 96 (14%) tested positive for opioids and cocaine.
- History of Positive Drug Test Results for Meth
 - 7 (1%) tested positive for meth.
 - 691 (99%) were not tested or tested negative for meth.
- COMPAS Recidivism Risk Level
 - 127 (18%) were at “Low” risk to recidivate.
 - 167 (24%) were at “Medium” risk to recidivate.
 - 217 (31%) were at “High” risk to recidivate.
 - 187 (27%) did not have a recidivism risk level reported.
- Gang Affiliation
 - 36 (5%) had a known gang affiliation.
 - 662 (95%) did not have a known gang affiliation.

District 35 (Manassas P&P) – Recidivating Supervisees

(includes the County of Prince William and the Cities of Manassas and Manassas Park)



- 70 (10.0%) of the FY2020 community starters from Manassas P&P were sentenced to a term of state responsible incarceration or violated parole and were sentenced to a term of state responsible incarceration within three years of their community start date.
- Gender
 - 66 (94%) Male
 - 4 (6%) Female
- Criminal History
 - 15 (21%) had no history of state responsible terms of incarceration.
 - 31 (44%) had exactly one term of state responsible incarceration.
 - 10 (14%) had exactly two terms of state responsible incarceration.
 - 14 (20%) had at least three terms of state responsible incarceration.
- DOC Crime Type
 - 27 (39%) had a “Violent” most serious offense.
 - 30 (43%) had a “Property/Public Order” most serious offense.
 - 13 (19%) had a “Drug” most serious offense.
- Age on FY2020 Community Start Date
 - 29 (41%) were younger than age 30.
 - 33 (47%) were between ages 30 and 44.
 - 6 (9%) were between ages 45 and 54.
 - 2 (3%) were age 55 or older.
- Supervision Assignment Level
 - 5 (7%) had a “Low” supervision assignment level.
 - 31 (44%) had a “Medium” supervision assignment level.
 - 1 (1%) had an “Elevated” supervision assignment level.
 - 26 (37%) had a “High” supervision assignment level.
 - 7 (10%) did not have a supervision assignment level reported.
- History of Positive Drug Tests for Multiple Drugs (Both Opioids and Cocaine)
 - 4 (6%) had no drug test history.
 - 42 (60%) tested negative for opioids or cocaine.
 - 5 (7%) tested positive for opioids only.
 - 11 (16%) tested positive for cocaine only.
 - 8 (11%) tested positive for opioids and cocaine.
- History of Positive Drug Tests for Meth
 - 70 (100%) were not tested or tested negative for meth.
- COMPAS Recidivism Risk Level
 - 6 (9%) were at “Low” risk to recidivate.
 - 14 (20%) were at “Medium” risk to recidivate.
 - 43 (61%) were at “High” risk to recidivate.
 - 7 (10%) did not have a recidivism risk level reported.
- Gang Affiliation
 - 6 (9%) had a known gang affiliation.
 - 64 (91%) did not have a known gang affiliation.

District 36 (Alexandria P&P) – All Community Starters

(includes the City of Alexandria)

- 231 of the FY2020 community starters had Alexandria P&P as their primary supervision location.
- Gender
 - 180 (78%) Male
 - 51 (22%) Female
- Criminal History (prior to FY2020 community start date)
 - 121 (52%) had no history of state responsible terms of incarceration.
 - 66 (29%) had exactly one term of state responsible incarceration.
 - 22 (10%) had exactly two terms of state responsible incarceration.
 - 22 (10%) had at least three terms of state responsible incarceration.
- DOC Crime Type
 - 74 (32%) had a “Violent” most serious offense.
 - 91 (39%) had a “Property/Public Order” most serious offense.
 - 37 (16%) had a “Drug” most serious offense.
 - 29 (13%) did not have their offense information reported.
- Age on FY2020 Community Start Date
 - 71 (31%) were younger than age 30.
 - 97 (42%) were between ages 30 and 44.
 - 43 (19%) were between ages 45 and 54.
 - 20 (9%) were age 55 or older.
- Supervision Assignment Level
 - 54 (23%) had a “Low” supervision assignment level.
 - 76 (33%) had a “Medium” supervision assignment level.
 - 38 (16%) had a “High” supervision assignment level.
 - 63 (27%) did not have a supervision assignment level reported.
- History of Positive Drug Tests for Multiple Drugs (Both Opioids and Cocaine)
 - 39 (17%) had no drug test history.
 - 137 (59%) tested negative for opioids or cocaine.
 - 8 (3%) tested positive for opioids only.
 - 33 (14%) tested positive for cocaine only.
 - 14 (6%) tested positive for opioids and cocaine.
- History of Positive Drug Test Results for Meth
 - 2 (1%) tested positive for meth.
 - 229 (99%) were not tested or tested negative for meth.
- COMPAS Recidivism Risk Level
 - 31 (13%) were at “Low” risk to recidivate.
 - 46 (20%) were at “Medium” risk to recidivate.
 - 57 (25%) were at “High” risk to recidivate.
 - 97 (42%) did not have a recidivism risk level reported.
- Gang Affiliation
 - 7 (3%) had a known gang affiliation.
 - 224 (97%) did not have a known gang affiliation.



District 36 (Alexandria P&P) – Recidivating Supervisees

(includes the City of Alexandria)

- 9 (3.9%) of the FY2020 community starters from Alexandria P&P were sentenced to a term of state responsible incarceration or violated parole and were sentenced to a term of state responsible incarceration within three years of their community start date.
- Gender
 - 9 (100%) Male
- Criminal History
 - 4 (44%) had no history of state responsible terms of incarceration.
 - 1 (11%) had exactly one term of state responsible incarceration.
 - 2 (22%) had exactly two terms of state responsible incarceration.
 - 2 (22%) had at least three terms of state responsible incarceration.
- DOC Crime Type
 - 7 (78%) had a “Violent” most serious offense.
 - 2 (22%) had a “Property/Public Order” most serious offense.
- Age on FY2020 Community Start Date
 - 3 (33%) were younger than age 30.
 - 5 (56%) were between ages 30 and 44.
 - 1 (11%) was between ages 45 and 54.
- Supervision Assignment Level
 - 1 (11%) had a “Low” supervision assignment level.
 - 2 (22%) had a “Medium” supervision assignment level.
 - 3 (33%) had a “High” supervision assignment level.
 - 3 (33%) did not have a supervision assignment level reported.
- History of Positive Drug Tests for Multiple Drugs (Both Opioids and Cocaine)
 - 2 (22%) had no drug test history.
 - 5 (56%) tested negative for opioids or cocaine.
 - 1 (11%) tested positive for opioids only.
 - 1 (11%) tested positive for opioids and cocaine.
- History of Positive Drug Tests for Meth
 - 9 (100%) were not tested or tested negative for meth.
- COMPAS Recidivism Risk Level
 - 2 (22%) were at “Low” risk to recidivate.
 - 5 (56%) were at “High” risk to recidivate.
 - 2 (22%) did not have a recidivism risk level reported.
- Gang Affiliation
 - 9 (100%) did not have a known gang affiliation.



District 37 (Rocky Mount P&P) – All Community Starters

(includes the County of Franklin)



- 243 of the FY2020 community starters had Rocky Mount P&P as their primary supervision location.
- Gender
 - 159 (65%) Male
 - 84 (35%) Female
- Criminal History (prior to FY2020 community start date)
 - 143 (59%) had no history of state responsible terms of incarceration.
 - 60 (25%) had exactly one term of state responsible incarceration.
 - 25 (10%) had exactly two terms of state responsible incarceration.
 - 15 (6%) had at least three terms of state responsible incarceration.
- DOC Crime Type
 - 44 (18%) had a “Violent” most serious offense.
 - 68 (28%) had a “Property/Public Order” most serious offense.
 - 99 (41%) had a “Drug” most serious offense.
 - 32 (13%) did not have their offense information reported.
- Age on FY2020 Community Start Date
 - 57 (23%) were younger than age 30.
 - 134 (55%) were between ages 30 and 44.
 - 37 (15%) were between ages 45 and 54.
 - 15 (6%) were age 55 or older.
- Supervision Assignment Level
 - 1 (<1%) had a “Low” supervision assignment level.
 - 173 (71%) had a “Medium” supervision assignment level.
 - 1 (<1%) had an “Elevated” supervision assignment level.
 - 47 (19%) had a “High” supervision assignment level.
 - 21 (9%) did not have a supervision assignment level reported.
- History of Positive Drug Tests for Multiple Drugs (Both Opioids and Cocaine)
 - 9 (4%) had no drug test history.
 - 117 (48%) tested negative for opioids or cocaine.
 - 54 (22%) tested positive for opioids only.
 - 24 (10%) tested positive for cocaine only.
 - 39 (16%) tested positive for opioids and cocaine.
- History of Positive Drug Test Results for Meth
 - 1 (<1%) tested positive for meth.
 - 242 (>99%) were not tested or tested negative for meth.
- COMPAS Recidivism Risk Level
 - 72 (30%) were at “Low” risk to recidivate.
 - 70 (29%) were at “Medium” risk to recidivate.
 - 78 (32%) were at “High” risk to recidivate.
 - 23 (9%) did not have a recidivism risk level reported.
- Gang Affiliation
 - 8 (3%) had a known gang affiliation.
 - 235 (97%) did not have a known gang affiliation.

District 37 (Rocky Mount P&P) – Recidivating Supervisees

(includes the County of Franklin)



- 56 (23.0%) of the FY2020 community starters from Rocky Mount P&P were sentenced to a term of state responsible incarceration or violated parole and were sentenced to a term of state responsible incarceration within three years of their community start date.
- Gender
 - 47 (84%) Male
 - 9 (16%) Female
- Criminal History
 - 22 (39%) had no history of state responsible terms of incarceration.
 - 19 (34%) had exactly one term of state responsible incarceration.
 - 6 (11%) had exactly two terms of state responsible incarceration.
 - 9 (16%) had at least three terms of state responsible incarceration.
- DOC Crime Type
 - 14 (25%) had a “Violent” most serious offense.
 - 17 (30%) had a “Property/Public Order” most serious offense.
 - 21 (38%) had a “Drug” most serious offense.
 - 4 (7%) did not have their offense information reported.
- Age on FY2020 Community Start Date
 - 12 (21%) were younger than age 30.
 - 37 (66%) were between ages 30 and 44.
 - 5 (9%) were between ages 45 and 54.
 - 2 (4%) were age 55 or older.
- Supervision Assignment Level
 - 31 (55%) had a “Medium” supervision assignment level.
 - 1 (2%) had an “Elevated” supervision assignment level.
 - 16 (29%) had a “High” supervision assignment level.
 - 8 (14%) did not have a supervision assignment level reported.
- History of Positive Drug Tests for Multiple Drugs (Both Opioids and Cocaine)
 - 2 (4%) had no drug test history.
 - 14 (25%) tested negative for opioids or cocaine.
 - 15 (27%) tested positive for opioids only.
 - 7 (13%) tested positive for cocaine only.
 - 18 (32%) tested positive for opioids and cocaine.
- History of Positive Drug Tests for Meth
 - 1 (2%) tested positive for meth.
 - 55 (98%) were not tested or tested negative for meth.
- COMPAS Recidivism Risk Level
 - 3 (5%) were at “Low” risk to recidivate.
 - 19 (34%) were at “Medium” risk to recidivate.
 - 32 (57%) were at “High” risk to recidivate.
 - 2 (4%) did not have a recidivism risk level reported.
- Gang Affiliation
 - 1 (2%) had a known gang affiliation.
 - 55 (98%) did not have a known gang affiliation.

District 38 (Emporia P&P) – All Community Starters

(includes the Counties of Brunswick, Greenville, Prince George, Surry, and Sussex, and the Cities of Emporia and Hopewell)



- 390 of the FY2020 community starters had Emporia P&P as their primary supervision location.
- Gender
 - 318 (82%) Male
 - 72 (18%) Female
- Criminal History (prior to FY2020 community start date)
 - 158 (41%) had no history of state responsible terms of incarceration.
 - 138 (35%) had exactly one term of state responsible incarceration.
 - 50 (13%) had exactly two terms of state responsible incarceration.
 - 44 (11%) had at least three terms of state responsible incarceration.
- DOC Crime Type
 - 126 (32%) had a “Violent” most serious offense.
 - 139 (36%) had a “Property/Public Order” most serious offense.
 - 120 (31%) had a “Drug” most serious offense.
 - 5 (1%) did not have their offense information reported.
- Age on FY2020 Community Start Date
 - 138 (35%) were younger than age 30.
 - 173 (44%) were between ages 30 and 44.
 - 46 (12%) were between ages 45 and 54.
 - 33 (8%) were age 55 or older.
- Supervision Assignment Level
 - 29 (7%) had a “Low” supervision assignment level.
 - 288 (74%) had a “Medium” supervision assignment level.
 - 1 (<1%) had an “Elevated” supervision assignment level.
 - 34 (9%) had a “High” supervision assignment level.
 - 38 (10%) did not have a supervision assignment level reported.
- History of Positive Drug Tests for Multiple Drugs (Both Opioids and Cocaine)
 - 36 (9%) had no drug test history.
 - 206 (53%) tested negative for opioids or cocaine.
 - 33 (8%) tested positive for opioids only.
 - 82 (21%) tested positive for cocaine only.
 - 33 (8%) tested positive for opioids and cocaine.
- History of Positive Drug Test Results for Meth
 - 390 (100%) were not tested or tested negative for meth.
- COMPAS Recidivism Risk Level
 - 112 (29%) were at “Low” risk to recidivate.
 - 134 (34%) were at “Medium” risk to recidivate.
 - 73 (19%) were at “High” risk to recidivate.
 - 71 (18%) did not have a recidivism risk level reported.
- Gang Affiliation
 - 30 (8%) had a known gang affiliation.
 - 360 (92%) did not have a known gang affiliation.

District 38 (Emporia P&P) – Recidivating Supervisees

(includes the Counties of Brunswick, Greenville, Prince George, Surry, and Sussex, and the Cities of Emporia and Hopewell)



- 62 (15.9%) of the FY2020 community starters from Emporia P&P were sentenced to a term of state responsible incarceration or violated parole and were sentenced to a term of state responsible incarceration within three years of their community start date.
- Gender
 - 51 (82%) Male
 - 11 (18%) Female
- Criminal History
 - 19 (31%) had no history of state responsible terms of incarceration.
 - 25 (40%) had exactly one term of state responsible incarceration.
 - 10 (16%) had exactly two terms of state responsible incarceration.
 - 8 (13%) had at least three terms of state responsible incarceration.
- DOC Crime Type
 - 19 (31%) had a “Violent” most serious offense.
 - 20 (32%) had a “Property/Public Order” most serious offense.
 - 23 (37%) had a “Drug” most serious offense.
- Age on FY2020 Community Start Date
 - 26 (42%) were younger than age 30.
 - 24 (39%) were between ages 30 and 44.
 - 6 (10%) were between ages 45 and 54.
 - 6 (10%) were age 55 or older.
- Supervision Assignment Level
 - 2 (3%) had a “Low” supervision assignment level.
 - 46 (74%) had a “Medium” supervision assignment level.
 - 10 (16%) had a “High” supervision assignment level.
 - 4 (6%) did not have a supervision assignment level reported.
- History of Positive Drug Tests for Multiple Drugs (Both Opioids and Cocaine)
 - 4 (6%) had no drug test history.
 - 26 (42%) tested negative for opioids or cocaine.
 - 8 (13%) tested positive for opioids only.
 - 18 (29%) tested positive for cocaine only.
 - 6 (10%) tested positive for opioids and cocaine.
- History of Positive Drug Tests for Meth
 - 62 (100%) were not tested or tested negative for meth.
- COMPAS Recidivism Risk Level
 - 13 (21%) were at “Low” risk to recidivate.
 - 24 (39%) were at “Medium” risk to recidivate.
 - 21 (34%) were at “High” risk to recidivate.
 - 4 (6%) did not have a recidivism risk level reported.
- Gang Affiliation
 - 7 (11%) had a known gang affiliation.
 - 55 (89%) did not have a known gang affiliation.

District 39 (Harrisonburg P&P) – All Community Starters

(includes the Counties of Page and Rockingham, and the City of Harrisonburg)



- 643 of the FY2020 community starters had Harrisonburg P&P as their primary supervision location.
- Gender
 - 472 (73%) Male
 - 171 (27%) Female
- Criminal History (prior to FY2020 community start date)
 - 296 (46%) had no history of state responsible terms of incarceration.
 - 169 (26%) had exactly one term of state responsible incarceration.
 - 87 (14%) had exactly two terms of state responsible incarceration.
 - 91 (14%) had at least three terms of state responsible incarceration.
- DOC Crime Type
 - 124 (19%) had a “Violent” most serious offense.
 - 263 (41%) had a “Property/Public Order” most serious offense.
 - 243 (38%) had a “Drug” most serious offense.
 - 13 (2%) did not have their offense information reported.
- Age on FY2020 Community Start Date
 - 193 (30%) were younger than age 30.
 - 307 (48%) were between ages 30 and 44.
 - 95 (15%) were between ages 45 and 54.
 - 48 (7%) were age 55 or older.
- Supervision Assignment Level
 - 35 (5%) had a “Low” supervision assignment level.
 - 475 (74%) had a “Medium” supervision assignment level.
 - 5 (1%) had an “Elevated” supervision assignment level.
 - 56 (9%) had a “High” supervision assignment level.
 - 72 (11%) did not have a supervision assignment level reported.
- History of Positive Drug Tests for Multiple Drugs (Both Opioids and Cocaine)
 - 56 (9%) had no drug test history.
 - 383 (60%) tested negative for opioids or cocaine.
 - 129 (20%) tested positive for opioids only.
 - 38 (6%) tested positive for cocaine only.
 - 37 (6%) tested positive for opioids and cocaine.
- History of Positive Drug Test Results for Meth
 - 86 (13%) tested positive for meth.
 - 557 (87%) were not tested or tested negative for meth.
- COMPAS Recidivism Risk Level
 - 157 (24%) were at “Low” risk to recidivate.
 - 206 (32%) were at “Medium” risk to recidivate.
 - 161 (25%) were at “High” risk to recidivate.
 - 119 (19%) did not have a recidivism risk level reported.
- Gang Affiliation
 - 28 (4%) had a known gang affiliation.
 - 615 (96%) did not have a known gang affiliation.

District 39 (Harrisonburg P&P) – Recidivating Supervisees

(includes the Counties of Page and Rockingham, and the City of Harrisonburg)



- 178 (27.7%) of the FY2020 community starters from Harrisonburg P&P were sentenced to a term of state responsible incarceration or violated parole and were sentenced to a term of state responsible incarceration within three years of their community start date.
- Gender
 - 154 (87%) Male
 - 24 (13%) Female
- Criminal History
 - 52 (29%) had no history of state responsible terms of incarceration.
 - 51 (29%) had exactly one term of state responsible incarceration.
 - 31 (17%) had exactly two terms of state responsible incarceration.
 - 44 (25%) had at least three terms of state responsible incarceration.
- DOC Crime Type
 - 46 (26%) had a “Violent” most serious offense.
 - 71 (40%) had a “Property/Public Order” most serious offense.
 - 60 (34%) had a “Drug” most serious offense.
 - 1 (1%) did not have their offense information reported
- Age on FY2020 Community Start Date
 - 55 (31%) were younger than age 30.
 - 90 (51%) were between ages 30 and 44.
 - 23 (13%) were between ages 45 and 54.
 - 10 (6%) were age 55 or older.
- Supervision Assignment Level
 - 3 (2%) had a “Low” supervision assignment level.
 - 124 (70%) had a “Medium” supervision assignment level.
 - 4 (2%) had an “Elevated” supervision assignment level.
 - 27 (15%) had a “High” supervision assignment level.
 - 20 (11%) did not have a supervision assignment level reported.
- History of Positive Drug Tests for Multiple Drugs (Both Opioids and Cocaine)
 - 2 (1%) had no drug test history.
 - 103 (58%) tested negative for opioids or cocaine.
 - 44 (25%) tested positive for opioids only.
 - 18 (10%) tested positive for cocaine only.
 - 11 (6%) tested positive for opioids and cocaine.
- History of Positive Drug Tests for Meth
 - 33 (19%) tested positive for meth.
 - 145 (81%) were not tested or tested negative for meth.
- COMPAS Recidivism Risk Level
 - 37 (21%) were at “Low” risk to recidivate.
 - 75 (42%) were at “Medium” risk to recidivate.
 - 63 (35%) were at “High” risk to recidivate.
 - 3 (2%) did not have a recidivism risk level reported.
- Gang Affiliation
 - 14 (8%) had a known gang affiliation.
 - 164 (92%) did not have a known gang affiliation.

District 40 (Fincastle P&P) – All Community Starters

(included the Counties of Alleghany, Botetourt, and Craig, and the City of Covington)



- 427 of the FY2020 community starters had Fincastle P&P as their primary supervision location.
- Gender
 - 294 (69%) Male
 - 133 (31%) Female
- Criminal History (prior to FY2020 community start date)
 - 259 (61%) had no history of state responsible terms of incarceration.
 - 104 (24%) had exactly one term of state responsible incarceration.
 - 46 (11%) had exactly two terms of state responsible incarceration.
 - 18 (4%) had at least three terms of state responsible incarceration.
- DOC Crime Type
 - 92 (22%) had a “Violent” most serious offense.
 - 126 (30%) had a “Property/Public Order” most serious offense.
 - 203 (48%) had a “Drug” most serious offense.
 - 6 (1%) did not have their offense information reported.
- Age on FY2020 Community Start Date
 - 141 (33%) were younger than age 30.
 - 208 (49%) were between ages 30 and 44.
 - 53 (12%) were between ages 45 and 54.
 - 25 (6%) were age 55 or older.
- Supervision Assignment Level
 - 16 (4%) had a “Low” supervision assignment level.
 - 283 (66%) had a “Medium” supervision assignment level.
 - 1 (<1%) had an “Elevated” supervision assignment level.
 - 74 (17%) had a “High” supervision assignment level.
 - 53 (12%) did not have a supervision assignment level reported.
- History of Positive Drug Tests for Multiple Drugs (Both Opioids and Cocaine)
 - 52 (12%) had no drug test history.
 - 235 (55%) tested negative for opioids or cocaine.
 - 79 (19%) tested positive for opioids only.
 - 25 (6%) tested positive for cocaine only.
 - 36 (8%) tested positive for opioids and cocaine.
- History of Positive Drug Test Results for Meth
 - 12 (3%) tested positive for meth.
 - 415 (97%) were not tested or tested negative for meth.
- COMPAS Recidivism Risk Level
 - 145 (34%) were at “Low” risk to recidivate.
 - 122 (29%) were at “Medium” risk to recidivate.
 - 97 (23%) were at “High” risk to recidivate.
 - 63 (15%) did not have a recidivism risk level reported.
- Gang Affiliation
 - 8 (2%) had a known gang affiliation.
 - 419 (98%) did not have a known gang affiliation.

District 40 (Fincastle P&P) – Recidivating Supervisees

(included the Counties of Alleghany, Botetourt, and Craig, and the City of Covington)



- 78 (18.3%) of the FY2020 community starters from Fincastle P&P were sentenced to a term of state responsible incarceration or violated parole and were sentenced to a term of state responsible incarceration within three years of their community start date.
- Gender
 - 63 (81%) Male
 - 15 (19%) Female
- Criminal History
 - 35 (45%) had no history of state responsible terms of incarceration.
 - 20 (26%) had exactly one term of state responsible incarceration.
 - 17 (22%) had exactly two terms of state responsible incarceration.
 - 6 (8%) had at least three terms of state responsible incarceration.
- DOC Crime Type
 - 28 (36%) had a “Violent” most serious offense.
 - 26 (33%) had a “Property/Public Order” most serious offense.
 - 24 (31%) had a “Drug” most serious offense.
- Age on FY2020 Community Start Date
 - 35 (45%) were younger than age 30.
 - 33 (42%) were between ages 30 and 44.
 - 9 (12%) were between ages 45 and 54.
 - 1 (1%) was age 55 or older.
- Supervision Assignment Level
 - 39 (50%) had a “Medium” supervision assignment level.
 - 1 (1%) had an “Elevated” supervision assignment level.
 - 28 (36%) had a “High” supervision assignment level.
 - 10 (13%) did not have a supervision assignment level reported.
- History of Positive Drug Tests for Multiple Drugs (Both Opioids and Cocaine)
 - 5 (6%) had no drug test history.
 - 43 (55%) tested negative for opioids or cocaine.
 - 14 (18%) tested positive for opioids only.
 - 6 (8%) tested positive for cocaine only.
 - 10 (13%) tested positive for opioids and cocaine.
- History of Positive Drug Tests for Meth
 - 5 (6%) tested positive for meth.
 - 73 (94%) were not tested or tested negative for meth.
- COMPAS Recidivism Risk Level
 - 16 (21%) were at “Low” risk to recidivate.
 - 27 (35%) were at “Medium” risk to recidivate.
 - 32 (41%) were at “High” risk to recidivate.
 - 3 (4%) did not have a recidivism risk level reported.
- Gang Affiliation
 - 4 (5%) had a known gang affiliation.
 - 74 (95%) did not have a known gang affiliation.

District 41 (Ashland P&P) – All Community Starters

(includes the Counties of Caroline and Hanover)



- 361 of the FY2020 community starters had Ashland P&P as their primary supervision location.
- Gender
 - 268 (74%) Male
 - 93 (26%) Female
- Criminal History (prior to FY2020 community start date)
 - 173 (48%) had no history of state responsible terms of incarceration.
 - 116 (32%) had exactly one term of state responsible incarceration.
 - 39 (11%) had exactly two terms of state responsible incarceration.
 - 33 (9%) had at least three terms of state responsible incarceration.
- DOC Crime Type
 - 98 (27%) had a “Violent” most serious offense.
 - 142 (39%) had a “Property/Public Order” most serious offense.
 - 110 (30%) had a “Drug” most serious offense.
 - 11 (3%) did not have their offense information reported.
- Age on FY2020 Community Start Date
 - 96 (27%) were younger than age 30.
 - 170 (47%) were between ages 30 and 44.
 - 57 (16%) were between ages 45 and 54.
 - 38 (11%) were age 55 or older.
- Supervision Assignment Level
 - 12 (3%) had a “Low” supervision assignment level.
 - 253 (70%) had a “Medium” supervision assignment level.
 - 68 (19%) had a “High” supervision assignment level.
 - 28 (8%) did not have a supervision assignment level reported.
- History of Positive Drug Tests for Multiple Drugs (Both Opioids and Cocaine)
 - 49 (14%) had no drug test history.
 - 138 (38%) tested negative for opioids or cocaine.
 - 46 (13%) tested positive for opioids only.
 - 47 (13%) tested positive for cocaine only.
 - 81 (22%) tested positive for opioids and cocaine.
- History of Positive Drug Test Results for Meth
 - 8 (2%) tested positive for meth.
 - 353 (98%) were not tested or tested negative for meth.
- COMPAS Recidivism Risk Level
 - 68 (19%) were at “Low” risk to recidivate.
 - 101 (28%) were at “Medium” risk to recidivate.
 - 85 (24%) were at “High” risk to recidivate.
 - 107 (30%) did not have a recidivism risk level reported.
- Gang Affiliation
 - 14 (4%) had a known gang affiliation.
 - 347 (96%) did not have a known gang affiliation.

District 41 (Ashland P&P) – Recidivating Supervisees

(includes the Counties of Caroline and Hanover)



- 58 (16.1%) of the FY2020 community starters from Ashland P&P were sentenced to a term of state responsible incarceration or violated parole and were sentenced to a term of state responsible incarceration within three years of their community start date.
- Gender
 - 49 (84%) Male
 - 9 (16%) Female
- Criminal History
 - 13 (22%) had no history of state responsible terms of incarceration.
 - 20 (34%) had exactly one term of state responsible incarceration.
 - 13 (22%) had exactly two terms of state responsible incarceration.
 - 12 (21%) had at least three terms of state responsible incarceration.
- DOC Crime Type
 - 23 (40%) had a “Violent” most serious offense.
 - 18 (31%) had a “Property/Public Order” most serious offense.
 - 16 (28%) had a “Drug” most serious offense.
 - 1 (2%) did not have their offense information reported.
- Age on FY2020 Community Start Date
 - 24 (41%) were younger than age 30.
 - 27 (47%) were between ages 30 and 44.
 - 6 (10%) were between ages 45 and 54.
 - 1 (2%) was age 55 or older.
- Supervision Assignment Level
 - 25 (43%) had a “Medium” supervision assignment level.
 - 31 (53%) had a “High” supervision assignment level.
 - 2 (3%) did not have a supervision assignment level reported.
- History of Positive Drug Tests for Multiple Drugs (Both Opioids and Cocaine)
 - 2 (3%) had no drug test history.
 - 20 (34%) tested negative for opioids or cocaine.
 - 5 (9%) tested positive for opioids only.
 - 11 (19%) tested positive for cocaine only.
 - 20 (34%) tested positive for opioids and cocaine.
- History of Positive Drug Tests for Meth
 - 1 (2%) tested positive for meth.
 - 57 (98%) were not tested or tested negative for meth.
- COMPAS Recidivism Risk Level
 - 14 (24%) were at “Low” risk to recidivate.
 - 15 (26%) were at “Medium” risk to recidivate.
 - 28 (48%) were at “High” risk to recidivate.
 - 1 (2%) did not have a recidivism risk level reported.
- Gang Affiliation
 - 5 (9%) had a known gang affiliation.
 - 53 (91%) did not have a known gang affiliation.

District 42 (Franklin P&P) – All Community Starters

(includes the County of Southampton and the City of Franklin)



- 109 of the FY2020 community starters had Franklin P&P as their primary supervision location.
- Gender
 - 84 (77%) Male
 - 25 (23%) Female
- Criminal History (prior to FY2020 community start date)
 - 30 (28%) had no history of state responsible terms of incarceration.
 - 43 (39%) had exactly one term of state responsible incarceration.
 - 26 (24%) had exactly two terms of state responsible incarceration.
 - 10 (9%) had at least three terms of state responsible incarceration.
- DOC Crime Type
 - 31 (28%) had a “Violent” most serious offense.
 - 58 (53%) had a “Property/Public Order” most serious offense.
 - 19 (17%) had a “Drug” most serious offense.
 - 1 (1%) did not have their offense information reported.
- Age on FY2020 Community Start Date
 - 23 (21%) were younger than age 30.
 - 48 (44%) were between ages 30 and 44.
 - 25 (23%) were between ages 45 and 54.
 - 13 (12%) were age 55 or older.
- Supervision Assignment Level
 - 9 (8%) had a “Low” supervision assignment level.
 - 70 (64%) had a “Medium” supervision assignment level.
 - 11 (10%) had a “High” supervision assignment level.
 - 19 (17%) did not have a supervision assignment level reported.
- History of Positive Drug Tests for Multiple Drugs (Both Opioids and Cocaine)
 - 6 (6%) had no drug test history.
 - 50 (46%) tested negative for opioids or cocaine.
 - 5 (5%) tested positive for opioids only.
 - 24 (22%) tested positive for cocaine only.
 - 24 (22%) tested positive for opioids and cocaine.
- History of Positive Drug Test Results for Meth
 - 2 (2%) tested positive for meth.
 - 107 (98%) were not tested or tested negative for meth.
- COMPAS Recidivism Risk Level
 - 23 (21%) were at “Low” risk to recidivate.
 - 43 (39%) were at “Medium” risk to recidivate.
 - 16 (15%) were at “High” risk to recidivate.
 - 27 (25%) did not have a recidivism risk level reported.
- Gang Affiliation
 - 6 (6%) had a known gang affiliation.
 - 103 (94%) did not have a known gang affiliation.

District 42 (Franklin P&P) – Recidivating Supervisees

(includes the County of Southampton and the City of Franklin)



- 18 (16.5%) of the FY2020 community starters from Franklin P&P were sentenced to a term of state responsible incarceration or violated parole and were sentenced to a term of state responsible incarceration within three years of their community start date.
- Gender
 - 14 (78%) Male
 - 4 (22%) Female
- Criminal History
 - 7 (39%) had no history of state responsible terms of incarceration.
 - 5 (28%) had exactly one term of state responsible incarceration.
 - 4 (22%) had exactly two terms of state responsible incarceration.
 - 2 (11%) had at least three terms of state responsible incarceration.
- DOC Crime Type
 - 4 (22%) had a “Violent” most serious offense.
 - 11 (61%) had a “Property/Public Order” most serious offense.
 - 3 (17%) had a “Drug” most serious offense.
- Age on FY2020 Community Start Date
 - 9 (50%) were younger than age 30.
 - 7 (39%) were between ages 30 and 44.
 - 1 (6%) was between ages 45 and 54.
 - 1 (6%) was age 55 or older.
- Supervision Assignment Level
 - 3 (17%) had a “Low” supervision assignment level.
 - 12 (67%) had a “Medium” supervision assignment level.
 - 2 (11%) had a “High” supervision assignment level.
 - 1 (6%) did not have a supervision assignment level reported.
- History of Positive Drug Tests for Multiple Drugs (Both Opioids and Cocaine)
 - 2 (11%) had no drug test history.
 - 7 (39%) tested negative for opioids or cocaine.
 - 7 (39%) tested positive for cocaine only.
 - 2 (11%) tested positive for opioids and cocaine.
- History of Positive Drug Tests for Meth
 - 18 (100%) were not tested or tested negative for meth.
- COMPAS Recidivism Risk Level
 - 5 (28%) were at “Low” risk to recidivate.
 - 7 (39%) were at “Medium” risk to recidivate.
 - 3 (17%) were at “High” risk to recidivate.
 - 3 (17%) did not have a recidivism risk level reported.
- Gang Affiliation
 - 18 (100%) did not have a known gang affiliation.

District 43 (Tazewell P&P) – All Community Starters

(includes the Counties of Buchanan and Tazewell)



- 657 of the FY2020 community starters had Tazewell P&P as their primary supervision location.
- Gender
 - 420 (64%) Male
 - 237 (36%) Female
- Criminal History (prior to FY2020 community start date)
 - 306 (47%) had no history of state responsible terms of incarceration.
 - 192 (29%) had exactly one term of state responsible incarceration.
 - 89 (14%) had exactly two terms of state responsible incarceration.
 - 70 (11%) had at least three terms of state responsible incarceration.
- DOC Crime Type
 - 120 (18%) had a “Violent” most serious offense.
 - 304 (46%) had a “Property/Public Order” most serious offense.
 - 212 (32%) had a “Drug” most serious offense.
 - 21 (3%) did not have their offense information reported.
- Age on FY2020 Community Start Date
 - 132 (20%) were younger than age 30.
 - 342 (52%) were between ages 30 and 44.
 - 121 (18%) were between ages 45 and 54.
 - 62 (9%) were age 55 or older.
- Supervision Assignment Level
 - 60 (9%) had a “Low” supervision assignment level.
 - 437 (67%) had a “Medium” supervision assignment level.
 - 21 (3%) had a “High” supervision assignment level.
 - 139 (21%) did not have a supervision assignment level reported.
- History of Positive Drug Tests for Multiple Drugs (Both Opioids and Cocaine)
 - 56 (9%) had no drug test history.
 - 1 (<1%) was not tested for opioids or cocaine.
 - 274 (42%) tested negative for opioids or cocaine.
 - 249 (38%) tested positive for opioids only.
 - 20 (3%) tested positive for cocaine only.
 - 57 (9%) tested positive for opioids and cocaine.
- History of Positive Drug Test Results for Meth
 - 111 (17%) tested positive for meth.
 - 546 (83%) were not tested or tested negative for meth.
- COMPAS Recidivism Risk Level
 - 232 (35%) were at “Low” risk to recidivate.
 - 169 (26%) were at “Medium” risk to recidivate.
 - 93 (14%) were at “High” risk to recidivate.
 - 163 (25%) did not have a recidivism risk level reported.
- Gang Affiliation
 - 15 (2%) had a known gang affiliation.
 - 642 (98%) did not have a known gang affiliation.

District 43 (Tazewell P&P) – Recidivating Supervisees

(includes the Counties of Buchanan and Tazewell)



- 118 (18.0%) of the FY2020 community starters from Tazewell P&P were sentenced to a term of state responsible incarceration or violated parole and were sentenced to a term of state responsible incarceration within three years of their community start date.
- Gender
 - 90 (76%) Male
 - 28 (24%) Female
- Criminal History
 - 34 (29%) had no history of state responsible terms of incarceration.
 - 37 (31%) had exactly one term of state responsible incarceration.
 - 27 (23%) had exactly two terms of state responsible incarceration.
 - 20 (17%) had at least three terms of state responsible incarceration.
- DOC Crime Type
 - 15 (13%) had a “Violent” most serious offense.
 - 72 (61%) had a “Property/Public Order” most serious offense.
 - 29 (25%) had a “Drug” most serious offense.
 - 2 (2%) did not have their offense information reported.
- Age on FY2020 Community Start Date
 - 27 (23%) were younger than age 30.
 - 66 (56%) were between ages 30 and 44.
 - 19 (16%) were between ages 45 and 54.
 - 6 (5%) were age 55 or older.
- Supervision Assignment Level
 - 3 (3%) had a “Low” supervision assignment level.
 - 93 (79%) had a “Medium” supervision assignment level.
 - 2 (2%) had a “High” supervision assignment level.
 - 20 (17%) did not have a supervision assignment level reported.
- History of Positive Drug Tests for Multiple Drugs (Both Opioids and Cocaine)
 - 8 (7%) had no drug test history.
 - 34 (29%) tested negative for opioids or cocaine.
 - 50 (42%) tested positive for opioids only.
 - 5 (4%) tested positive for cocaine only.
 - 21 (18%) tested positive for opioids and cocaine.
- History of Positive Drug Tests for Meth
 - 33 (28%) tested positive for meth.
 - 85 (72%) were not tested or tested negative for meth.
- COMPAS Recidivism Risk Level
 - 39 (33%) were at “Low” risk to recidivate.
 - 39 (33%) were at “Medium” risk to recidivate.
 - 30 (25%) were at “High” risk to recidivate.
 - 10 (8%) did not have a recidivism risk level reported.
- Gang Affiliation
 - 5 (4%) had a known gang affiliation.
 - 113 (96%) did not have a known gang affiliation.

Administrative P&P²⁰ – All Community Starters

- 276 of the FY2020 community starters had Administrative P&P as their primary supervision location.
- Gender
 - 213 (77%) Male
 - 63 (23%) Female
- Criminal History (prior to FY2020 community start date)
 - 117 (42%) had no history of state responsible terms of incarceration.
 - 91 (33%) had exactly one term of state responsible incarceration.
 - 38 (14%) had exactly two terms of state responsible incarceration.
 - 30 (11%) had at least three terms of state responsible incarceration.
- DOC Crime Type
 - 62 (22%) had a “Violent” most serious offense.
 - 124 (45%) had a “Property/Public Order” most serious offense.
 - 79 (29%) had a “Drug” most serious offense.
 - 11 (4%) did not have their offense information reported.
- Age on FY2020 Community Start Date
 - 70 (25%) were younger than age 30.
 - 145 (53%) were between ages 30 and 44.
 - 45 (16%) were between ages 45 and 54.
 - 16 (6%) were age 55 or older.
- Supervision Assignment Level
 - 13 (5%) had a “Low” supervision assignment level.
 - 176 (64%) had a “Medium” supervision assignment level.
 - 3 (1%) had an “Elevated” supervision assignment level.
 - 11 (4%) had a “High” supervision assignment level.
 - 73 (26%) did not have a supervision assignment level reported.
- History of Positive Drug Tests for Multiple Drugs (Both Opioids and Cocaine)
 - 73 (26%) had no drug test history.
 - 2 (1%) were not tested for opioids or cocaine.
 - 119 (43%) tested negative for opioids or cocaine.
 - 45 (16%) tested positive for opioids only.
 - 21 (8%) tested positive for cocaine only.
 - 16 (6%) tested positive for opioids and cocaine.
- History of Positive Drug Test Results for Meth
 - 11 (4%) tested positive for meth.
 - 265 (96%) were not tested or tested negative for meth.
- COMPAS Recidivism Risk Level
 - 32 (12%) were at “Low” risk to recidivate.
 - 38 (14%) were at “Medium” risk to recidivate.
 - 40 (14%) were at “High” risk to recidivate.
 - 166 (60%) did not have a recidivism risk level reported.
- Gang Affiliation
 - 12 (4%) had a known gang affiliation.
 - 264 (96%) did not have a known gang affiliation.

²⁰ [DOC Operating Procedure 920.1](#) states that “when a probationer/parolee is expected to be unavailable for active supervision (generally for a period to exceed 6 months), the case may be placed in Administrative P&P.”

Administrative P&P²¹ – Recidivating Supervisees

- 31 (11.2%) of the FY2020 community starters from Administrative P&P were sentenced to a term of state responsible incarceration or violated parole and were sentenced to a term of state responsible incarceration within three years of their community start date.
- Gender
 - 28 (90%) Male
 - 3 (10%) Female
- Criminal History
 - 5 (16%) had no history of state responsible terms of incarceration.
 - 11 (35%) had exactly one term of state responsible incarceration.
 - 9 (29%) had exactly two terms of state responsible incarceration.
 - 6 (19%) had at least three terms of state responsible incarceration.
- DOC Crime Type
 - 11 (35%) had a “Violent” most serious offense.
 - 11 (35%) had a “Property/Public Order” most serious offense.
 - 9 (29%) had a “Drug” most serious offense.
- Age on FY2020 Community Start Date
 - 11 (35%) were younger than age 30.
 - 18 (58%) were between ages 30 and 44.
 - 2 (6%) were between ages 45 and 54.
- Supervision Assignment Level
 - 12 (39%) had a “Medium” supervision assignment level.
 - 1 (3%) had an “Elevated” supervision assignment level.
 - 3 (10%) had a “High” supervision assignment level.
 - 15 (48%) did not have a supervision assignment level reported.
- History of Positive Drug Tests for Multiple Drugs (Both Opioids and Cocaine)
 - 10 (32%) had no drug test history.
 - 10 (32%) tested negative for opioids or cocaine.
 - 4 (13%) tested positive for opioids only.
 - 3 (10%) tested positive for cocaine only.
 - 4 (13%) tested positive for opioids and cocaine.
- History of Positive Drug Tests for Meth
 - 3 (10%) tested positive for meth.
 - 28 (90%) were not tested or tested negative for meth.
- COMPAS Recidivism Risk Level
 - 6 (19%) were at “Low” risk to recidivate.
 - 6 (19%) were at “Medium” risk to recidivate.
 - 16 (52%) were at “High” risk to recidivate.
 - 3 (10%) did not have a recidivism risk level reported.
- Gang Affiliation
 - 1 (3%) had a known gang affiliation.
 - 30 (97%) did not have a known gang affiliation.

²¹ [DOC Operating Procedure 920.1](#) states that “when a probationer/parolee is expected to be unavailable for active supervision (generally for a period to exceed 6 months), the case may be placed in Administrative P&P.”

Voice Verification Biometrics Unit²² – All Community Starters

- 3,060 of the FY2020 community starters had Voice Verification Biometrics Unit as their primary supervision location.
- Gender
 - 2,214 (72%) Male
 - 843 (28%) Female
 - 3 (<1%) Other
- Criminal History (prior to FY2020 community start date)
 - 1,418 (46%) had no history of state responsible terms of incarceration.
 - 1,133 (37%) had exactly one term of state responsible incarceration.
 - 317 (10%) had exactly two terms of state responsible incarceration.
 - 192 (6%) had at least three terms of state responsible incarceration.
- DOC Crime Type
 - 792 (26%) had a “Violent” most serious offense.
 - 1,196 (39%) had a “Property/Public Order” most serious offense.
 - 1,028 (34%) had a “Drug” most serious offense.
 - 44 (1%) did not have their offense information reported.
- Age on FY2020 Community Start Date
 - 663 (22%) were younger than age 30.
 - 1,363 (45%) were between ages 30 and 44.
 - 621 (20%) were between ages 45 and 54.
 - 413 (13%) were age 55 or older.
- Supervision Assignment Level
 - 2,979 (97%) had a “Low” supervision assignment level.
 - 69 (2%) had a “Medium” supervision assignment level.
 - 12 (<1%) did not have a supervision assignment level reported.
- History of Positive Drug Tests for Multiple Drugs (Both Opioids and Cocaine)
 - 206 (7%) had no drug test history.
 - 1 (<1%) was not tested for opioids or cocaine.
 - 2,318 (76%) tested negative for opioids or cocaine.
 - 306 (10%) tested positive for opioids only.
 - 140 (5%) tested positive for cocaine only.
 - 89 (3%) tested positive for opioids and cocaine.
- History of Positive Drug Test Results for Meth
 - 22 (1%) tested positive for meth.
 - 3,038 (99%) were not tested or tested negative for meth.
- COMPAS Recidivism Risk Level
 - 1,945 (64%) were at “Low” risk to recidivate.
 - 774 (25%) were at “Medium” risk to recidivate.
 - 249 (8%) were at “High” risk to recidivate.
 - 92 (3%) did not have a recidivism risk level reported.
- Gang Affiliation
 - 83 (3%) had a known gang affiliation.
 - 2,977 (97%) did not have a known gang affiliation.

²² VVBU primarily serves low-risk supervisees on community supervision. Similar to district officer supervision, supervisees are assigned a VVBU specialist whom they are required to meet with for monthly report interviews and to report new information (e.g., change of phone number or address) within three days ([OP 920.1](#)).

Voice Verification Biometrics Unit²³ – Recidivating Supervisees

- 40 (1.3%) of the FY2020 community starters from Voice Verification Biometrics Unit were sentenced to a term of state responsible incarceration or violated parole and were sentenced to a term of state responsible incarceration within three years of their community start date.
- Gender
 - 38 (95%) Male
 - 2 (5%) Female
- Criminal History
 - 19 (48%) had no history of state responsible terms of incarceration.
 - 11 (28%) had exactly one term of state responsible incarceration.
 - 8 (20%) had exactly two terms of state responsible incarceration.
 - 2 (5%) had at least three terms of state responsible incarceration.
- DOC Crime Type
 - 6 (15%) had a “Violent” most serious offense.
 - 22 (55%) had a “Property/Public Order” most serious offense.
 - 11 (28%) had a “Drug” most serious offense.
 - 1 (3%) did not have their offense information reported.
- Age on FY2020 Community Start Date
 - 8 (20%) were younger than age 30.
 - 16 (40%) were between ages 30 and 44.
 - 9 (23%) were between ages 45 and 54.
 - 7 (18%) were age 55 or older.
- Supervision Assignment Level
 - 37 (93%) had a “Low” supervision assignment level.
 - 3 (8%) had a “Medium” supervision assignment level.
- History of Positive Drug Tests for Multiple Drugs (Both Opioids and Cocaine)
 - 35 (88%) tested negative for opioids or cocaine.
 - 2 (5%) tested positive for opioids only.
 - 2 (5%) tested positive for cocaine only.
 - 1 (3%) tested positive for opioids and cocaine.
- History of Positive Drug Tests for Meth
 - 1 (3%) tested positive for meth.
 - 39 (98%) were not tested or tested negative for meth.
- COMPAS Recidivism Risk Level
 - 24 (60%) were at “Low” risk to recidivate.
 - 16 (40%) were at “Medium” risk to recidivate.
- Gang Affiliation
 - 1 (3%) had a known gang affiliation.
 - 39 (98%) did not have a known gang affiliation.

²³ VVBU primarily serves low-risk supervisees on community supervision. Similar to district officer supervision, supervisees are assigned a VVBU specialist whom they are required to meet with for monthly report interviews and to report new information (e.g., change of phone number or address) within three days ([OP 920.1](#)).

Time to Recidivate in Days by Characteristics

Just as recidivism rates vary among supervisees with different offense types and risk characteristics, the time to recidivate also varies. This section shows recidivism rates and time to recidivate by demographics, history of substance use tests, criminal history, supervision level, and COMPAS recidivism risk level of the supervisees. The tables below show the number of days from the start of community supervision to the recidivated date among FY2020 community starters that recidivated and the percent of supervisees who recidivated. For each category, four quartiles and the average time to recidivate are displayed. For example, of the 3,642 males who recidivated, 25% had an SR incarceration within 383 days, one-half had an SR incarceration within 609 days, 75% had an SR incarceration within 841 days and all were within 1,095 days. On average, male recidivists had an SR incarceration within 602 days (19 months) of their community start date. Of all males who started community supervision in FY2020, 16.6% had an SR incarceration within three years.

Demographic factors such as gender and age have been found to be predictors of recidivism. Even though males are more likely to recidivate, they spent on average, 32 more days in the community prior to recidivating than female recidivists (602 and 570 days, respectively). Supervisees younger than 30 years old spent the most time in the community prior to recidivating (605 days) compared to recidivists aged 30 or older (593 days). The rate of recidivism among supervisees who were Black was less than the rate of recidivism for supervisees who were White (13.2% and 16.5%, respectively).

Drug use has also been found to be associated with increased risk of recidivism. Supervisees who tested positive for opioids and cocaine had a higher recidivism rate compared to supervisees who tested negative for opioids or cocaine (23.2% and 12.1%, respectively). Recidivists who tested negative for opioids or cocaine spent, on average, five fewer days in the community before having an SR incarceration than recidivists who tested positive for opioids and cocaine (600 and 605 days, respectively). Recidivists with positive drug test histories are likely to receive treatment while on community supervision, which may result in longer times to recidivate than recidivists that test negative.

Criminal history is also a known factor in predicting recidivism. As the number of previous SR incarcerations increased, the recidivism rate increased. Recidivists who had exactly one previous term of incarceration spent more time in the community, 609 days, before starting an SR incarceration term than recidivists with no history of SR incarcerations (586 days). Recidivists whose most serious offense was “Violent” spent on average, 9 to 10 more days in the community (603 days) than recidivists with drug or property/public order crime types (594 and 593 days, respectively).

The COMPAS risk and needs assessment tool is used by the VADOC to determine risk of general recidivism and criminogenic needs. The likelihood of recidivating increased as COMPAS risk increased. Similarly, of the recidivists who had a supervision level assigned, recidivists who were supervised at a high level spent, on average, 15 fewer days in the community than recidivists supervised at a low level (640 and 655 days, respectively).

Time to Recidivate in Days for FY2020 Community Starters								
Percentiles	N	25th	50th*	75th	100th	Average	Recidivism Rate	
All Recidivists	4,327	374	597	838	1,095	597	15.1%	
Gender								
Male	3,642	383	609	841	1,095	602	16.6%	
Female	685	346	555	810	1,095	570	10.1%	
Race								
Black	1,555	383	632	860	1,095	612	13.2%	
White	2,757	370	581	823	1,095	588	16.5%	
American Indian or Alaskan Native	3	531	664	--	885	693	10.3%	
Asian or Pacific Islander	12	408	700	877	1,002	638	9.8%	
Age at Community Start Date								
Younger than Age 30	1,433	390	595	843	1,095	605	17.9%	
Between Ages 30 and 44	2,125	369	594	833	1,095	592	16.1%	
Between Ages 45 and 54	545	342	602	845	1,095	592	11.6%	
Age 55 or Older	224	400	623	799	1,095	600	7.8%	
History of Positive Drug Tests (Opioids & Cocaine)*								
No Drug Test History/Not Tested for Opioids or Cocaine	327	266	476	737	1,086	512	9.6%	
Negative Test Opioids and/or Cocaine	1,748	389	602	832	1,095	600	12.1%	
Positive Only Opioids	784	403	613	854	1,095	615	19.9%	
Positive Only Cocaine	675	358	609	845	1,095	598	19.3%	
Positive both Opioids and Cocaine	793	374	609	849	1,095	605	23.2%	
History of Positive Drug Tests (Methamphetamine)*								
Negative Test/Not Tested for Methamphetamines	4,087	375	598	839	1,095	597	14.6%	
Positive Test Methamphetamines	240	365	591	820	1,092	588	31.4%	
Criminal History								
No History of SR Terms of Incarceration	1,297	366	577	825	1,095	586	10.1%	
Exactly One Term of SR Incarceration	1,325	389	612	852	1,095	609	14.9%	
Exactly Two Terms of SR Incarceration	858	358	606	841	1,095	593	22.8%	
At Least Three Terms of SR Incarceration	847	385	605	833	1,095	598	25.9%	
Violent by §17.1-805**								
No	2,586	364	593	832	1,095	592	13.2%	
Yes	1,741	388	605	842	1,095	603	19.1%	
Crime Type								
Violent	1,185	386	609	847	1,095	603	16.1%	
Property/Public Order	1,927	366	595	831	1,095	593	16.7%	
Drug	1,151	372	583	840	1,095	594	12.9%	
Not Yet Reported	64	400	603	895	1,082	626	7.4%	
*50th percentile=Median.								
*Drug tests prior to community start, until recidivating date, or within three years post community start were analyzed.								
**§17.1-805 outlines the adoption of initial discretionary sentencing guideline midpoints that enhances sentence lengths.								

Time to Recidivate in Days for FY2020 Community Starters								
Percentiles	N	25th	50th*	75th	100th	Average	Recidivism Rate	
All Recidivists	4,327	374	597	838	1,095	597	15.1%	
Most Serious Offense								
Capital Murder/Homicide-1st/Homicide-2nd	8	433	709	865	901	616	3.4%	
Manslaughter	20	518	708	872	985	682	11.6%	
Abduction	56	365	595	938	1,085	602	13.8%	
Rape/Sexual Assault	147	366	541	782	1,095	574	21.1%	
Robbery	192	379	676	876	1,095	621	15.7%	
Assault	543	402	603	852	1,094	608	16.6%	
Weapons	121	454	669	854	1,095	641	14.0%	
Sex Offense	98	212	498	814	1,093	522	19.8%	
Arson	34	341	625	796	1,077	579	24.3%	
Burglary/B&E	389	407	631	854	1,094	621	21.0%	
Larceny/Fraud	1,312	361	585	815	1,095	583	16.4%	
Conspiracy	6	180	443	1,005	1,035	539	15.0%	
DUI	65	467	685	902	1,093	668	9.9%	
Habitual Offender	79	356	614	874	1,087	606	15.1%	
Other Non-Violent	42	352	533	792	1,060	544	12.0%	
Drug Sales	527	374	585	840	1,095	596	13.3%	
Drug Possession	624	364	581	839	1,095	592	12.5%	
Not Reported	64	400	603	895	1,082	626	7.4%	
Supervision Assignment Level								
Low	151	441	705	909	1,088	655	3.1%	
Medium	2,695	383	605	842	1,095	602	15.7%	
Elevated†	61	112	162	319	1,012	240	41.5%	
High	968	441	643	861	1,095	640	28.4%	
No Supervision Assignment Level Reported	452	252	449	735	1,095	498	14.2%	
COMPAS Risk of General Recidivism								
Low	792	365	599	847	1,095	596	10.4%	
Medium	1,467	413	636	854	1,095	624	18.1%	
High	1,851	378	595	833	1,095	599	26.6%	
No Recidivism Risk Level Reported	217	143	330	573	1,091	390	3.6%	
Known Gang Affiliation								
No Known Gang Affiliation	3,931	372	596	837	1,095	597	14.4%	
Known Gang Affiliation	396	389	604	840	1,095	596	25.8%	
Employment ¹ During Follow-up Period ²								
Not Employed	2,375	300	505	742	1,095	523	18.7%	
Employed 0.01-46% of Follow-up Period	1,353	532	735	912	1,095	714	16.5%	
Employed 47-77% of Follow-up Period	456	414	663	884	1,095	641	11.7%	
Employed 78-100% of Follow-up Period	143	359	547	815	1,095	566	3.6%	

*50th percentile=Median.

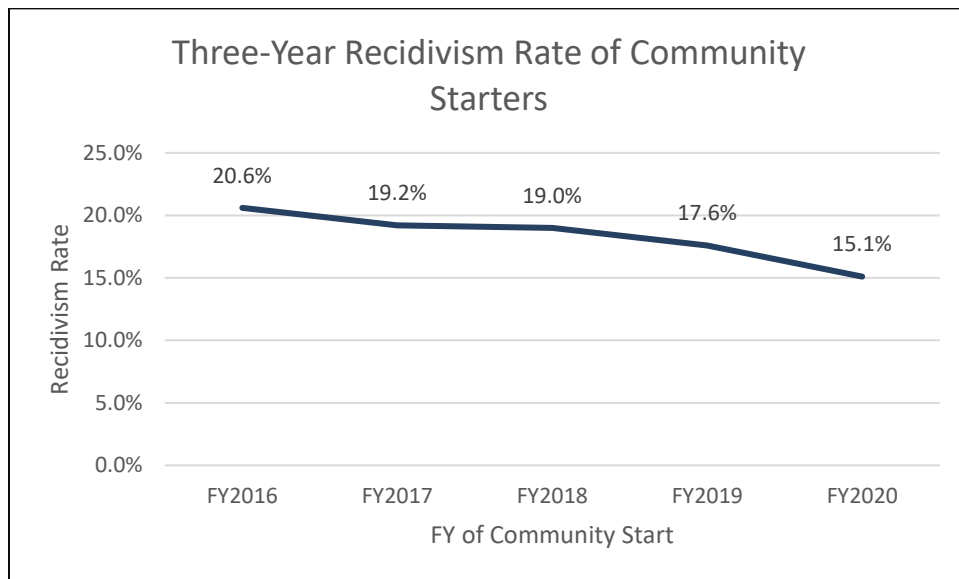
†The "Elevated" supervision assignment level was used in 2016 but has since been discontinued as of May 2020.

¹ Employment was defined as any wages earned during a quarter. Employment information was obtained from the Virginia Employment Commission (VEC). VEC data contains only data from Virginia employers subject to unemployment compensation laws. Employment where wages were earned under the table, through freelance work, from another state, or in Washington D.C. are not included in this data.

² The follow-up period was from the quarter/year the supervisee started supervision through 12 additional quarters or through the quarter/year the supervisee recidivated.

Recidivism Rate Trends

Over the past five years, the recidivism rate of community supervisees has continued to trend downward. Since FY2016, recidivism has decreased by over five (5.5) percentage points. The graph below shows the trend in recidivism rates over the last five years.



Summary and Conclusions

This report identified the risk factors that continue to play a statistically significant role in the prediction of recidivism among community starters. There was a 2.5 percentage point decrease in recidivism for the FY2020 cohort compared to the FY2019 cohort. Historically, gender, age, number of SR incarcerations, higher COMPAS risk level, and the use of opioids, cocaine, and methamphetamine have all been factors that contribute to a higher likelihood of recidivating. In the FY2020 group, these contributing factors persisted. Community starters who were male, younger, had one or more prior SR incarcerations, had a higher COMPAS risk level, had a history of testing positive for both opioids and cocaine, and had a history of testing positive for meth (before and/or after community start) were more likely to recidivate. Employment was also a significant contributor to recidivism risk.