

VADOC RECIDIVISM

*Supervisees Starting Community
Supervision During FY2019*



Research - Evaluation Unit
Virginia Department of Corrections
September 2024

Table of Contents

Introduction.....	5
Methodology.....	6
Definitions of Key Terms & Measures.....	7
Characteristics and Results	9
All FY2019 Community Starters.....	10
<i>Recidivating FY2019 Community Starters.....</i>	<i>11</i>
All FY2019 Community Starters: Employment During Follow-up Period.....	13
<i>Recidivating FY2019 Community Starters: Employment During Follow-up Period.....</i>	<i>14</i>
District 1 (Richmond P&P) – All Community Starters	15
<i>District 1 (Richmond P&P) – Recidivating Supervisees.....</i>	<i>16</i>
District 2 (Norfolk P&P) – All Community Starters.....	17
<i>District 2 (Norfolk P&P) – Recidivating Supervisees.....</i>	<i>18</i>
District 3 (Portsmouth P&P) – All Community Starters	19
<i>District 3 (Portsmouth P&P) – Recidivating Supervisees</i>	<i>20</i>
District 4 (Accomac P&P) – All Community Starters	21
<i>District 4 (Accomac P&P) – Recidivating Supervisees</i>	<i>22</i>
District 5 (Gloucester P&P) – All Community Starters	23
<i>District 5 (Gloucester P&P) – Recidivating Supervisees</i>	<i>24</i>
District 6 (Suffolk P&P) – All Community Starters	25
<i>District 6 (Suffolk P&P) – Recidivating Supervisees</i>	<i>26</i>
District 7 (Petersburg P&P) – All Community Starters.....	27
District 8 (South Boston P&P) – All Community Starters.....	29
<i>District 8 (South Boston P&P) – Recidivating Supervisees.....</i>	<i>30</i>
District 9 (Charlottesville P&P) – All Community Starters	31
<i>District 9 (Charlottesville P&P) – Recidivating Supervisees.....</i>	<i>32</i>
District 10 (Arlington P&P) – All Community Starters	33
<i>District 10 (Arlington P&P) – Recidivating Supervisees</i>	<i>34</i>
District 11 (Winchester P&P) – All Community Starters	35
<i>District 11 (Winchester P&P) – Recidivating Supervisees.....</i>	<i>36</i>
District 12 (Staunton P&P) – All Community Starters	37
<i>District 12 (Staunton P&P) – Recidivating Supervisees</i>	<i>38</i>
District 13 (Lynchburg P&P) – All Community Starters.....	39
<i>District 13 (Lynchburg P&P) – Recidivating Supervisees</i>	<i>40</i>

District 14 (Danville P&P) – All Community Starters.....	41
<i>District 14 (Danville P&P) – Recidivating Supervisees</i>	<i>42</i>
District 15 (Roanoke P&P) – All Community Starters.....	43
<i>District 15 (Roanoke P&P) – Recidivating Supervisees</i>	<i>44</i>
District 16 (Wytheville P&P) – All Community Starters.....	45
<i>District 16 (Wytheville P&P) – Recidivating Supervisees</i>	<i>46</i>
District 17 (Abingdon P&P) – All Community Starters.....	47
<i>District 17 (Abingdon P&P) – Recidivating Supervisees</i>	<i>48</i>
District 18 (Norton P&P) – All Community Starters.....	49
<i>District 18 (Norton P&P) – Recidivating Supervisees</i>	<i>50</i>
District 19 (Newport News P&P) – All Community Starters.....	51
<i>District 19 (Newport News P&P) – Recidivating Supervisees</i>	<i>52</i>
District 20 (Bedford P&P) – All Community Starters	53
<i>District 20 (Bedford P&P) – Recidivating Supervisees.....</i>	<i>54</i>
District 21 (Fredericksburg P&P) – All Community Starters	55
<i>District 21 (Fredericksburg P&P) – Recidivating Supervisees.....</i>	<i>56</i>
District 22 (Martinsville P&P) – All Community Starters	57
<i>District 22 (Martinsville P&P) – Recidivating Supervisees.....</i>	<i>58</i>
District 23 (Virginia Beach P&P) – All Community Starters.....	59
<i>District 23 (Virginia Beach P&P) – Recidivating Supervisees</i>	<i>60</i>
District 24 (Farmville P&P) – All Community Starters	61
<i>District 24 (Farmville P&P) – Recidivating Supervisees</i>	<i>62</i>
District 25 (Leesburg P&P) – All Community Starters.....	63
<i>District 25 (Leesburg P&P) – Recidivating Supervisees</i>	<i>64</i>
District 26 (Culpeper P&P) – All Community Starters.....	65
<i>District 26 (Culpeper P&P) – Recidivating Supervisees.....</i>	<i>66</i>
District 27 (Chesterfield P&P) – All Community Starters.....	67
<i>District 27 (Chesterfield P&P) – Recidivating Supervisees.....</i>	<i>68</i>
District 28 (Radford P&P) – All Community Starters	69
<i>District 28 (Radford P&P) – Recidivating Supervisees</i>	<i>70</i>
District 29 (Fairfax P&P) – All Community Starters	71
<i>District 29 (Fairfax P&P) – Recidivating Supervisees</i>	<i>72</i>
District 30 (Hampton P&P) – All Community Starters.....	73
<i>District 30 (Hampton P&P) – Recidivating Supervisees.....</i>	<i>74</i>

District 31 (Chesapeake P&P) – All Community Starters	75
<i>District 31 (Chesapeake P&P) – Recidivating Supervisees</i>	76
District 32 (Henrico P&P) – All Community Starters	77
<i>District 32 (Henrico P&P) – Recidivating Supervisees</i>	78
District 33 (Warsaw P&P) – All Community Starters.....	79
<i>District 33 (Warsaw P&P) – Recidivating Supervisees</i>	80
District 34 (Williamsburg P&P) – All Community Starters.....	81
<i>District 34 (Williamsburg P&P) – Recidivating Supervisees</i>	82
District 35 (Manassas P&P) – All Community Starters.....	83
<i>District 35 (Manassas P&P) – Recidivating Supervisees</i>	84
District 36 (Alexandria P&P) – All Community Starters	85
<i>District 36 (Alexandria P&P) – Recidivating Supervisees</i>	86
District 37 (Rocky Mount P&P) – All Community Starters.....	87
<i>District 37 (Rocky Mount P&P) – Recidivating Supervisees</i>	88
District 38 (Emporia P&P) – All Community Starters.....	89
<i>District 38 (Emporia P&P) – Recidivating Supervisees</i>	90
District 39 (Harrisonburg P&P) – All Community Starters.....	91
<i>District 39 (Harrisonburg P&P) – Recidivating Supervisees</i>	92
District 40 (Fincastle P&P) – All Community Starters	93
<i>District 40 (Fincastle P&P) – Recidivating Supervisees</i>	94
District 41 (Ashland P&P) – All Community Starters	95
<i>District 41 (Ashland P&P) – Recidivating Supervisees</i>	96
District 42 (Franklin P&P) – All Community Starters	97
<i>District 42 (Franklin P&P) – Recidivating Supervisees</i>	98
District 43 (Tazewell P&P) – All Community Starters	99
<i>District 43 (Tazewell P&P) – Recidivating Supervisees</i>	100
Administrative P&P – All Community Starters	101
<i>Administrative P&P – Recidivating Supervisees</i>	102
Voice Verification Biometrics Unit (VVB�) – All Community Starters.....	103
<i>Voice Verification Biometrics Unit (VVB�) – Recidivating Supervisees</i>	104
<i>Time to Recidivate in Days by Characteristics</i>	105
<i>Recidivism Rate Trends</i>	108
<i>Summary and Conclusions</i>	108

Introduction

One of the most revealing ways a correctional agency can assess its success is by measuring recidivism. The Virginia Department of Corrections (VADOC) has been doing this for years by calculating the three-year re-incarceration rate of its state responsible (SR) inmates released from a term of incarceration. Virginia has the second lowest three-year re-incarceration rate at 19.0% for SR inmates released in FY2019.¹

Measuring re-incarceration of SR Releases only tells part of the story. Not all supervisees entrusted to the VADOC's care experience incarceration. In fact, only 34% of the community starters analyzed in this study were released from SR incarceration in FY2019.² This means that the success or failure of supervisees cannot be assessed through the re-incarceration rate of SR Releases alone.

Measuring the recidivism of supervisees on community supervision is crucial in following VADOC's mission. After all, VADOC's work does not end upon an inmate's release from prison. In order to "enhance the quality of life in the Commonwealth by improving public safety," the VADOC needs to understand the level of success its supervisees in the community experience after receiving re-entry programming and services.

This report aims to explore the outcomes of community supervision, detailing the characteristics of the supervisees as well as those who become incarcerated during the three years following their supervision start date. Additionally, this report explores the time to recidivism among community recidivists by key characteristics.

For additional information, please contact:

Tama S. Celi, Ph.D.

Research Director

Virginia Department of Corrections

Research@vadoc.virginia.gov

Brittney Via

Evaluation Unit Manager

Virginia Department of Corrections

Megan Skolnick

Senior Research Analyst, Evaluation Unit

Virginia Department of Corrections

¹ VADOC Research – Evaluation Unit (2024), State Recidivism Comparison Report.

² Includes FY2019 SR releases from jails.

Methodology

This project tracks the recidivism of supervisees who started community supervision with VADOC during FY2019. FY2019 was chosen as the year to analyze because it is the most recent year for which a three-year follow-up is available with mature data.³

A “community start” occurs when a supervisee transfers⁴ to a Probation and Parole (P&P) district from a location that is not a P&P district.⁵ In order to be considered a valid community start for the purposes of this project, the supervisee must have stayed at his/her starting P&P district location for more than two weeks (14 days),⁶ must have spent more time being supervised in a P&P district than on interstate compact supervision during the study period, and must not have served a sentence from another state.⁷ Because a supervisee may have had multiple community stays that exceeded two weeks during FY2019, this study analyzes the supervisee’s first community start with a stay of more than two weeks.

Because supervisees frequently move between P&P districts while on community supervision, supervisees in this study are classified by the P&P district where they were supervised for the longest time between their community start date and their three-year follow-up date (new court commitment date [NCC date] or parole revocation date if they recidivate).

Although Administrative P&P⁸ is not considered a P&P district in this study, supervisees are included in the Administrative P&P section of the report if that is the location where they spent the most time between their community start date and their three-year follow-up date (if they recidivated, their NCC date or parole revocation date). These supervisees are included in this report because they had a supervision obligation.

Supervisees are included in the Voice Verification Biometrics Unit (VVBU) section of the report because most of their time in the community was overseen by the VVBU, which primarily serves low-risk supervisees on community supervision.⁹ VVBU began its operations in September 2015.

A supervisee is considered a recidivist if he/she is sentenced to a term of state responsible incarceration¹⁰ within three years following his/her community start date, even if he/she is no longer on community supervision at the time of the recidivating offense. A supervisee is not considered a recidivist if he/she is not sentenced to a term of state responsible incarceration.

³ The data used in this report is current as of November 14, 2023.

⁴ The supervisee must have transferred from a location other than a P&P district to a P&P district for a reason other than investigation.

⁵ Locations that are not P&P districts include: local jails, VADOC facilities, Community Corrections Alternative Programs (CCAPs), Administrative P&P, Community Sex Offender Programs, Interstate Compact Community Supervision, Fugitive Unit, Detainer Unit, and Pre-release Unit. For this project, CCAPs are not considered community supervision locations because supervisees confined in these facilities are unlikely to have the same opportunities to recidivate as supervisees reporting to a P&P district.

⁶ The two-week community stay requirement was added in order to exclude supervisees who present for supervision, but upon investigation, do not have a supervision obligation with VADOC.

⁷ Two supervisees were removed due to spending more time supervised on interstate compact supervision than in a P&P district during the study period. 481 supervisees were removed due to serving an out of state sentence in a P&P district. Removing these supervisees produces a recidivism rate of 17.6% compared to a rate of 17.4% if they were left in the analysis.

⁸ Administrative P&P supervisees are those who are unavailable to be actively supervised by a district, generally for at least a six-month period. These supervisees may include absconders, supervisees with long hospital stays, or other supervisees who may be unavailable for active supervision.

⁹ Similar to district officer supervision, supervisees are assigned a VVBU specialist whom they are required to meet with for monthly report interviews and to report new information (e.g., change of phone number or address) within three days ([OP 920.1](#)).

¹⁰ 17 supervisees from the community starters included in the study had an SR parole violation within three years following their community start date. Eight were new crime parole violators and nine were technical parole violators.

Definitions of Key Terms & Measures

Age on FY2019 Community Start Date*† – The age of the supervisee on the date he/she began community supervision at a P&P district during FY2019.

COMPAS (Correctional Offender Management Profiling for Alternative Sanctions) – This represents the system of risk/needs assessments developed by Equivant in its Northpointe Suite. These assessments focus on dynamic risk factors that are known to affect recidivism and are designed to aid in correctional intervention to decrease the likelihood of recidivism.¹¹

COMPAS Recidivism Risk Level*† – This represents the predictor of a supervisee’s likelihood to recidivate based on his/her specific criminogenic needs. The first COMPAS assessment after a supervisee’s community start date was analyzed.

Criminal History*† – The number of SR incarcerations that a supervisee had before his/her community start date.

DOC Crime Type* – Indicates the crime type of the supervisee’s most serious offense for which he/she is currently on supervision. Includes the categories Violent, Property/Public Order (PPO), Drug, and Not Reported.

Employment† – This indicates if a supervisee earned any wages during the follow-up period. Employment information was obtained from the Virginia Employment Commission (VEC).¹²

History of Positive Drug Tests for Multiple Drugs (Both Opioids and Cocaine)*† – The existence of at least one positive drug test result for opioids and/or cocaine in the time before their community start, until their recidivating date, or within three years post community start. Drug tests for alcohol were not analyzed.

History of Positive Drug Tests for Methamphetamine (Meth)*† – The existence of at least one positive drug test result for meth in the time before their community start, until their recidivating date, or within three years post community start. Drug tests for alcohol were not analyzed. Not everyone was tested for meth.¹³

Gender*† – The gender of the supervisee as recorded in VirginiaCORIS.

Gang Affiliation*† – The existence of at least one known, confirmed, affiliation with a recognized gang between their community start date and their recidivating date, or within three years post community start.

¹¹ Equivant. (2017). Practitioner’s guide to COMPAS Core.

¹² VEC data contains only data from Virginia employers subject to unemployment compensations laws. Employment where wages were earned under the table, through freelance work, from another state, or in Washington D.C. are not included in this data.

¹³ 87% of supervisees in the study were not tested for meth.

* Indicates a measure included in the description of FY2019 community starters & recidivists (p. 10-104).

† Indicates a measure used in the statistical model developed to identify predictors of community recidivism (p. 9).

State Responsible (SR) – The SR definition has changed over time and is dependent on several factors: date of offense, offense type (felony or misdemeanor), sentence length and how the sentence is expressed (i.e., years, months, days, or some combination thereof). Any inmate who meets one of the SR criteria below is considered State Responsible.

Offense Date	Offense Type	Sentence Length	Expressed In	State Responsible
Before 1/1/1995	At Least 1 Felony	> 2 Years	Years	YES
Before 1/1/1995	At Least 1 Felony	> 24 Months	Months or Days	YES
Before 1/1/1995	No Felonies	ANY	ANY	NO
Between 1/1/1995 - 6/30/1997	At Least 1 Felony	> 6 Months	Years, Months or Days	YES
Between 1/1/1995 - 6/30/1997	No Felonies	ANY	ANY	NO
Between 7/1/1997 - 8/31/1998	At Least 1 Felony	>= 1 Year	Years	YES
Between 7/1/1997 - 8/31/1998	At Least 1 Felony	>= 12 Months	Months or Days	YES
Between 7/1/1997 - 8/31/1998	No Felonies	ANY	ANY	NO
9/1/1998 – Present	At Least 1 Felony	>= 1 Year	Years	YES
9/1/1998 – Present	At Least 1 Felony	> 12 Months	Months or Days	YES
9/1/1998 – Present	ANY	= 12 Months	Months or Days	NO
9/1/1998 – Present	No Felonies	ANY	ANY	NO

Supervision Assignment Level* – This indicates the level at which the supervisee is supervised, as assigned by the supervising officer. In this analysis, Supervision Assignment Level is measured as the longest approved level of supervision held by a supervisee for the period studied.¹⁴

¹⁴ Supervisees are assigned low, medium, or high Supervision Assignment Levels based on their COMPAS risk/needs assessment or COMPAS Case Supervision Review. Supervision Assignment Levels determine the frequency of personal contacts, community contacts, home contacts, employment verification, and minimum casework requirements for supervisees ([OP 920.1](#)).

*Indicates a measure included in the description of FY2019 community starters & recidivists (p. 10-104).

Characteristics and Results

The following pages with green headings show the characteristics of the community starters during FY2019, arranged by the community location where they were supervised the longest during the study period.

Pages with italicized orange headings show the characteristics of the recidivating supervisees —those who have an NCC date or a parole revocation date within three years (1,095 days) following their start on community supervision during FY2019.

Regression analysis shows that, when all other factors are kept constant, certain factors are statistically significant predictors of a recidivating supervisee on community supervision.¹⁵ These factors include the following:

- Males were more likely to recidivate than females.
- Supervisees who started community supervision at a younger age were more likely to recidivate than those who started at an older age.
- Supervisees who had more SR terms of incarceration prior to their community start date were more likely to recidivate than those who had fewer SR terms of incarceration.
- Supervisees with a higher COMPAS recidivism risk level were more likely to recidivate than those with a lower COMPAS risk level.
- Supervisees who tested positive for both opioids and cocaine were more likely to recidivate than those who did not.
- Supervisees who tested positive for meth were more likely to recidivate than those who did not.
- Supervisees who had a known gang affiliation were more likely to recidivate than those who did not.
- Supervisees who were unemployed were more likely to recidivate than those who had employment. Additionally, those who sustained employment for longer had a lower recidivism rate.

NOTE: Due to rounding, the sum of percentages in each category found on the following pages may range from 99% to 101%.

¹⁵ Determined using a logistical regression model controlling for gender, age at community start, number of previous SR incarcerations, COMPAS recidivism risk level, testing positive for opioids and cocaine, testing positive for meth, a known gang affiliation, and employment prior to their three-year follow up date. The factors identified as predictors were all significant at $p < .001$.

All FY2019 Community Starters

- 28,419 supervisees were considered community starters in FY2019.
- Gender
 - 21,605 (76%) Male
 - 6,789 (24%) Female
 - 25 (<1%) Other
- Criminal History
 - 13,760 (48%) had no history of state responsible terms of incarceration.
 - 8,248 (29%) had exactly one term of state responsible incarceration.
 - 3,475 (12%) had exactly two terms of state responsible incarceration.
 - 2,936 (10%) had at least three terms of state responsible incarceration.
- DOC Crime Type
 - 6,418 (23%) had a “Violent” most serious offense.
 - 11,830 (42%) had a “Property/Public Order” most serious offense.
 - 8,921 (31%) had a “Drug” most serious offense.
 - 1,250 (4%) did not have their offense information reported.
- Age on FY2019 Community Start Date
 - 9,408 (33%) were younger than age 30.
 - 12,386 (44%) were between ages 30 and 44.
 - 4,188 (15%) were between ages 45 and 54.
 - 2,437 (9%) were age 55 or older.
- Supervision Assignment Level
 - 4,833 (17%) had a “Low” supervision assignment level.
 - 17,315 (61%) had a “Medium” supervision assignment level.
 - 947 (3%) had an “Elevated” supervision assignment level.¹⁶
 - 2,609 (9%) had a “High” supervision assignment level.
 - 2,715 (10%) did not have a supervision assignment level reported.
- History of Positive Drug Tests for Multiple Drugs (Both Opioids and Cocaine)
 - 2,161 (8%) had no drug test history or were not tested for opioids or cocaine.
 - 15,223 (54%) tested negative for opioids or cocaine.
 - 3,928 (14%) tested positive for opioids only.
 - 3,780 (13%) tested positive for cocaine only.
 - 3,327 (12%) tested positive for opioids and cocaine.
- History of Positive Drug Test Results for Meth
 - 789 (3%) tested positive for meth.
 - 27,630 (97%) were not tested or tested negative for meth.
- COMPAS Recidivism Risk Level
 - 8,519 (30%) were at “Low” risk to recidivate.
 - 8,596 (30%) were at “Medium” risk to recidivate.
 - 7,133 (25%) were at “High” risk to recidivate.
 - 4,171 (15%) did not have a recidivism risk level reported.
- Gang Affiliation
 - 1,475 (5%) had a known gang affiliation.
 - 26,944 (95%) did not have a known gang affiliation.
- Employment
 - 10,995 (39%) were unemployed during the follow-up period.¹⁷
 - 17,424 (61%) were employed at some point during the follow-up period.

¹⁶ The “Elevated” supervision assignment level was used in 2016 but has since been discontinued.

¹⁷ The follow-up period was from the quarter/year the supervisee started supervision through 12 additional quarters or through the quarter/year the supervisee recidivated.

Recidivating FY2019 Community Starters

- 5,013 (17.6%) of the FY2019 community starters were sentenced to a term of state responsible incarceration or violated parole within three years of their community start date.¹⁸
- Gender
 - 4,135 (82%) Male
 - 878 (18%) Female
- Criminal History
 - 1,684 (34%) had no history of state responsible terms of incarceration.
 - 1,521 (30%) had exactly one term of state responsible incarceration.
 - 906 (18%) had exactly two terms of state responsible incarceration.
 - 902 (18%) had at least three terms of state responsible incarceration.
- DOC Crime Type
 - 1,218 (24%) had a “Violent” most serious offense.
 - 2,432 (49%) had a “Property/Public Order” most serious offense.
 - 1,257 (25%) had a “Drug” most serious offense.
 - 106 (2%) did not have their offense information reported.
- Age on FY2019 Community Start Date
 - 1,812 (36%) were younger than age 30.
 - 2,390 (48%) were between ages 30 and 44.
 - 597 (12%) were between ages 45 and 54.
 - 214 (4%) were age 55 or older.
- Supervision Assignment Level
 - 120 (2%) had a “Low” supervision assignment level.
 - 3,432 (68%) had a “Medium” supervision assignment level.
 - 577 (12%) had an “Elevated” supervision assignment level.
 - 673 (13%) had a “High” supervision assignment level.
 - 211 (4%) did not have a supervision assignment level reported.
- History of Positive Drug Tests for Multiple Drugs (Both Opioids and Cocaine)
 - 306 (6%) had no drug test history or were not tested for opioids or cocaine.
 - 2,051 (41%) tested negative for opioids or cocaine.
 - 851 (17%) tested positive for Opioids only.
 - 909 (18%) tested positive for cocaine only.
 - 896 (18%) tested positive for opioids and cocaine.
- History of Positive Drug Test Results for Meth
 - 284 (6%) tested positive for meth.
 - 4,729 (94%) were not tested or tested negative for meth.
- COMPAS Recidivism Risk Level
 - 886 (18%) were at “Low” risk to recidivate.
 - 1,716 (34%) were at “Medium” risk to recidivate.
 - 2,137 (43%) were at “High” risk to recidivate.
 - 274 (5%) did not have a recidivism risk level reported.
- Gang Affiliation
 - 478 (10%) had a known gang affiliation.
 - 4,535 (90%) did not have a known gang affiliation.
- Employment
 - 2,624 (52%) were unemployed during the follow-up period.¹⁹
 - 2,389 (48%) were employed at some point during the follow-up period.

¹⁸ 857 (3.0%) supervisees died within the three-year follow-up period. These supervisees are still included in the recidivism calculation as they still had the opportunity to recidivate prior to death.

¹⁹ The follow-up period was from the quarter/year the supervisee started supervision through 12 additional quarters or through the quarter/year the supervisee recidivated.

Recidivism Rates By Community Supervision Location

Community Supervision Location	FY2019 Starters	FY2019 Recidivists	Recidivism Rate*	Pages of Report
District 1 - Richmond P&P	1,042	197	18.9%	15-16
District 2 - Norfolk P&P	1,203	197	16.4%	17-18
District 3 - Portsmouth P&P	603	105	17.4%	19-20
District 4 - Accomac P&P	137	22	16.1%	21-22
District 5 - Gloucester P&P	205	53	25.9%	23-24
District 6 - Suffolk P&P	386	85	22.0%	25-26
District 7 - Petersburg P&P	487	90	18.5%	27-28
District 8 - South Boston P&P	397	74	18.6%	29-30
District 9 - Charlottesville P&P	552	104	18.8%	31-32
District 10 - Arlington P&P	453	38	8.4%	33-34
District 11 - Winchester P&P	836	176	21.1%	35-36
District 12 - Staunton P&P	595	148	24.9%	37-38
District 13 - Lynchburg P&P	702	120	17.1%	39-40
District 14 - Danville P&P	474	106	22.4%	41-42
District 15 - Roanoke P&P	951	220	23.1%	43-44
District 16 - Wytheville P&P	609	146	24.0%	45-46
District 17 - Abingdon P&P	885	270	30.5%	47-48
District 18 - Norton P&P	694	197	28.4%	49-50
District 19 - Newport News P&P	680	73	10.7%	51-52
District 20 - Bedford P&P	173	25	14.5%	53-54
District 21 - Fredericksburg P&P	1,200	301	25.1%	55-56
District 22 - Martinsville P&P	557	93	16.7%	57-58
District 23 - Virginia Beach P&P	920	168	18.3%	59-60
District 24 - Farmville P&P	297	54	18.2%	61-62
District 25 - Leesburg P&P	507	65	12.8%	63-64
District 26 - Culpeper P&P	405	93	23.0%	65-66
District 27 - Chesterfield P&P	838	169	20.2%	67-68
District 28 - Radford P&P	533	126	23.6%	69-70
District 29 - Fairfax P&P	1,071	52	4.9%	71-72
District 30 - Hampton P&P	368	55	14.9%	73-74
District 31 - Chesapeake P&P	845	223	26.4%	75-76
District 32 - Henrico P&P	941	186	19.8%	77-78
District 33 - Warsaw P&P	186	35	18.8%	79-80
District 34 - Williamsburg P&P	333	76	22.8%	81-82
District 35 - Manassas P&P	728	69	9.5%	83-84
District 36 - Alexandria P&P	265	15	5.7%	85-86
District 37 - Rocky Mount P&P	254	67	26.4%	87-88
District 38 - Emporia P&P	342	82	24.0%	89-90
District 39 - Harrisonburg P&P	698	236	33.8%	91-92
District 40 - Fincastle P&P	369	94	25.5%	93-94
District 41 - Ashland P&P	279	64	22.9%	95-96
District 42 - Franklin P&P	120	36	30.0%	97-98
District 43 - Tazewell P&P	632	133	21.0%	99-100
Administrative P&P	215	27	12.6%	101-102
Voice Verification Biometrics Unit (VVBUI)	3,452	48	1.4%	103-104
Overall	28,419	5,013	17.6%	10-11

NOTE: Recidivists are categorized by the community location where they were supervised longest during the study period.

*Indicates a state responsible term of incarceration within three years of their FY2019 community start date.

All FY2019 Community Starters: Employment During Follow-up Period

All FY2019 Community Starters: Employment* During Follow-up Period**								
Community Supervision Location	Unemployed		Employed for less than 47%		Employed between 47% and 77%		Employed for greater than 77%	
District 1 - Richmond P&P	346	33%	389	37%	170	16%	137	13%
District 2 - Norfolk P&P	382	32%	415	34%	224	19%	182	15%
District 3 - Portsmouth P&P	217	36%	203	34%	96	16%	87	14%
District 4 - Accomac P&P	53	39%	39	28%	30	22%	15	11%
District 5 - Gloucester P&P	67	33%	69	34%	36	18%	33	16%
District 6 - Suffolk P&P	139	36%	125	32%	73	19%	49	13%
District 7 - Petersburg P&P	183	38%	161	33%	81	17%	62	13%
District 8 - South Boston P&P	176	44%	115	29%	48	12%	58	15%
District 9 - Charlottesville P&P	150	27%	191	35%	118	21%	93	17%
District 10 - Arlington P&P	293	65%	113	25%	24	5%	23	5%
District 11 - Winchester P&P	280	33%	283	34%	141	17%	132	16%
District 12 - Staunton P&P	180	30%	205	34%	110	18%	100	17%
District 13 - Lynchburg P&P	266	38%	224	32%	110	16%	102	15%
District 14 - Danville P&P	202	43%	159	34%	64	14%	49	10%
District 15 - Roanoke P&P	350	37%	341	36%	133	14%	127	13%
District 16 - Wytheville P&P	326	54%	178	29%	65	11%	40	7%
District 17 - Abingdon P&P	447	51%	280	32%	96	11%	62	7%
District 18 - Norton P&P	484	70%	153	22%	35	5%	22	3%
District 19 - Newport News P&P	222	33%	242	36%	109	16%	107	16%
District 20 - Bedford P&P	77	45%	58	34%	23	13%	15	9%
District 21 - Fredericksburg P&P	514	43%	384	32%	165	14%	137	11%
District 22 - Martinsville P&P	211	38%	192	34%	86	15%	68	12%
District 23 - Virginia Beach P&P	384	42%	275	30%	140	15%	121	13%
District 24 - Farmville P&P	123	41%	92	31%	37	12%	45	15%
District 25 - Leesburg P&P	207	41%	158	31%	75	15%	67	13%
District 26 - Culpeper P&P	173	43%	129	32%	59	15%	44	11%
District 27 - Chesterfield P&P	306	37%	280	33%	135	16%	117	14%
District 28 - Radford P&P	214	40%	152	29%	94	18%	73	14%
District 29 - Fairfax P&P	492	46%	297	28%	142	13%	140	13%
District 30 - Hampton P&P	161	44%	125	34%	48	13%	34	9%
District 31 - Chesapeake P&P	365	43%	262	31%	130	15%	88	10%
District 32 - Henrico P&P	280	30%	337	36%	186	20%	138	15%
District 33 - Warsaw P&P	64	34%	69	37%	32	17%	21	11%
District 34 - Williamsburg P&P	94	28%	114	34%	54	16%	71	21%
District 35 - Manassas P&P	244	34%	269	37%	97	13%	118	16%
District 36 - Alexandria P&P	125	47%	77	29%	38	14%	25	9%
District 37 - Rocky Mount P&P	105	41%	86	34%	40	16%	23	9%
District 38 - Emporia P&P	117	34%	113	33%	56	16%	56	16%
District 39 - Harrisonburg P&P	221	32%	256	37%	125	18%	96	14%
District 40 - Fincastle P&P	160	43%	115	31%	58	16%	36	10%
District 41 - Ashland P&P	104	37%	94	34%	37	13%	44	16%
District 42 - Franklin P&P	51	43%	38	32%	21	18%	10	8%
District 43 - Tazewell P&P	377	60%	167	26%	54	9%	34	5%
Administrative P&P	144	67%	51	24%	13	6%	7	3%
Voice Verification Biometrics Unit (VVB)	919	27%	744	22%	607	18%	1,182	34%
Overall	10,995	39%	8,819	31%	4,315	15%	4,290	15%

*Employment information was obtained from the Virginia Employment Commission (VEC). VEC data contains only data from Virginia employers subject to unemployment compensation laws. Employment where wages were earned under the table, through freelance work, from another state, or in Washington D.C. are not included in this data. Employment was defined as any wages earned during a quarter.

**The time that a supervisee was employed is defined as the percentage of quarters that a supervisee was employed during the follow-up period while at liberty. The follow-up period was from the quarter/year the supervisee started supervision through 12 additional quarters or through the quarter/year the supervisee recidivated.

Recidivating FY2019 Community Starters: Employment During Follow-up Period

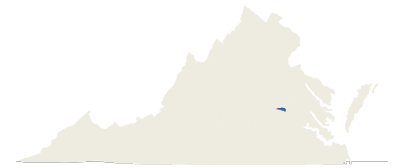
Recidivating FY2019 Community Starters: Employment* During Follow-up Period**								
Community Supervision Location	Unemployed		Employed for less than 47%		Employed between 47% and 77%		Employed for greater than 77%	
	Count	Percentage	Count	Percentage	Count	Percentage	Count	Percentage
District 1 - Richmond P&P	98	50%	70	36%	22	11%	7	4%
District 2 - Norfolk P&P	99	50%	66	34%	26	13%	6	3%
District 3 - Portsmouth P&P	52	50%	43	41%	8	8%	2	2%
District 4 - Accomac P&P	9	41%	7	32%	6	27%	0	0%
District 5 - Gloucester P&P	27	51%	14	26%	9	17%	3	6%
District 6 - Suffolk P&P	45	53%	25	29%	12	14%	3	4%
District 7 - Petersburg P&P	50	56%	22	24%	16	18%	2	2%
District 8 - South Boston P&P	50	68%	14	19%	9	12%	1	1%
District 9 - Charlottesville P&P	31	30%	40	38%	28	27%	5	5%
District 10 - Arlington P&P	32	84%	4	11%	1	3%	1	3%
District 11 - Winchester P&P	70	40%	67	38%	31	18%	8	5%
District 12 - Staunton P&P	79	53%	44	30%	17	11%	8	5%
District 13 - Lynchburg P&P	67	56%	41	34%	9	8%	3	3%
District 14 - Danville P&P	55	52%	34	32%	17	16%	0	0%
District 15 - Roanoke P&P	116	53%	77	35%	16	7%	11	5%
District 16 - Wytheville P&P	85	58%	46	32%	14	10%	1	1%
District 17 - Abingdon P&P	151	56%	75	28%	34	13%	10	4%
District 18 - Norton P&P	148	75%	36	18%	10	5%	3	2%
District 19 - Newport News P&P	40	55%	22	30%	9	12%	2	3%
District 20 - Bedford P&P	17	68%	6	24%	1	4%	1	4%
District 21 - Fredericksburg P&P	159	53%	83	28%	46	15%	13	4%
District 22 - Martinsville P&P	40	43%	41	44%	8	9%	4	4%
District 23 - Virginia Beach P&P	109	65%	33	20%	19	11%	7	4%
District 24 - Farmville P&P	30	56%	20	37%	2	4%	2	4%
District 25 - Leesburg P&P	33	51%	21	32%	7	11%	4	6%
District 26 - Culpeper P&P	44	47%	24	26%	17	18%	8	9%
District 27 - Chesterfield P&P	79	47%	52	31%	27	16%	11	7%
District 28 - Radford P&P	60	48%	41	33%	23	18%	2	2%
District 29 - Fairfax P&P	32	62%	15	29%	4	8%	1	2%
District 30 - Hampton P&P	36	65%	14	25%	4	7%	1	2%
District 31 - Chesapeake P&P	134	60%	59	26%	26	12%	4	2%
District 32 - Henrico P&P	86	46%	62	33%	31	17%	7	4%
District 33 - Warsaw P&P	17	49%	13	37%	4	11%	1	3%
District 34 - Williamsburg P&P	28	37%	31	41%	13	17%	4	5%
District 35 - Manassas P&P	35	51%	24	35%	8	12%	2	3%
District 36 - Alexandria P&P	9	60%	6	40%	0	0%	0	0%
District 37 - Rocky Mount P&P	36	54%	25	37%	4	6%	2	3%
District 38 - Emporia P&P	33	40%	28	34%	14	17%	7	9%
District 39 - Harrisonburg P&P	86	36%	94	40%	43	18%	13	6%
District 40 - Fincastle P&P	49	52%	33	35%	10	11%	2	2%
District 41 - Ashland P&P	28	44%	24	38%	10	16%	2	3%
District 42 - Franklin P&P	20	56%	11	31%	5	14%	0	0%
District 43 - Tazewell P&P	89	67%	35	26%	9	7%	0	0%
Administrative P&P	17	63%	7	26%	2	7%	1	4%
Voice Verification Biometrics Unit (VVBV)	14	29%	21	44%	11	23%	2	4%
Overall	2,624	52%	1,570	31%	642	13%	177	4%

*Employment information was obtained from the Virginia Employment Commission (VEC). VEC data contains only data from Virginia employers subject to unemployment compensation laws. Employment where wages were earned under the table, through freelance work, from another state, or in Washington D.C. are not included in this data. Employment was defined as any wages earned during a quarter.

**The time that a supervisee was employed is defined as the percentage of quarters that a supervisee was employed during the follow-up period while at liberty. The follow-up period was from the quarter/year the supervisee started supervision through 12 additional quarters or through the quarter/year the supervisee recidivated.

District 1 (Richmond P&P) – All Community Starters

(Includes the City of Richmond)



- 1,042 of the FY2019 community starters had Richmond P&P as their primary supervision location.
- Gender
 - 856 (82%) Male
 - 186 (18%) Female
- Criminal History (prior to FY2019 community start date)
 - 326 (31%) had no history of state responsible terms of incarceration.
 - 344 (33%) had exactly one term of state responsible incarceration.
 - 194 (19%) had exactly two terms of state responsible incarceration.
 - 178 (17%) had at least three terms of state responsible incarceration.
- DOC Crime Type
 - 364 (35%) had a “Violent” most serious offense.
 - 354 (34%) had a “Property/Public Order” most serious offense.
 - 317 (30%) had a “Drug” most serious offense.
 - 7 (1%) did not have their offense information reported.
- Age on FY2019 Community Start Date
 - 364 (35%) were younger than age 30.
 - 406 (39%) were between ages 30 and 44.
 - 164 (16%) were between ages 45 and 54.
 - 108 (10%) were age 55 or older.
- Supervision Assignment Level
 - 19 (2%) had a “Low” supervision assignment level.
 - 856 (82%) had a “Medium” supervision assignment level.
 - 36 (3%) had an “Elevated” supervision assignment level.
 - 107 (10%) had a “High” supervision assignment level.
 - 24 (2%) did not have a supervision assignment level reported.
- History of Positive Drug Tests for Multiple Drugs (Both Opioids and Cocaine)
 - 53 (5%) had no drug test history or were not tested for opioids or cocaine.
 - 455 (44%) tested negative for opioids or cocaine.
 - 113 (11%) tested positive for opioids only.
 - 146 (14%) tested positive for cocaine only.
 - 275 (26%) tested positive for opioids and cocaine.
- History of Positive Drug Test Results for Meth
 - 1,042 (100%) were not tested or tested negative for meth.
- COMPAS Recidivism Risk Level
 - 193 (18%) were at “Low” risk to recidivate.
 - 378 (36%) were at “Medium” risk to recidivate.
 - 346 (33%) were at “High” risk to recidivate.
 - 125 (12%) did not have a recidivism risk level reported.
- Gang Affiliation
 - 109 (10%) had a known gang affiliation.
 - 933 (90%) did not have a known gang affiliation.

District 1 (Richmond P&P) – Recidivating Supervisees

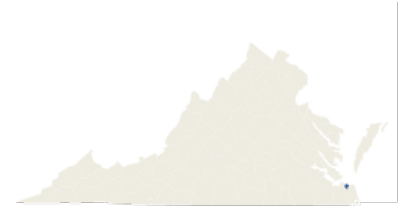
(Includes the City of Richmond)

- 197 (18.9%) of the FY2019 community starters from Richmond P&P were sentenced to a term of state responsible incarceration or violated parole and were sentenced to a term of state responsible incarceration within three years of their community start date.
- Gender
 - 177 (90%) Male
 - 20 (10%) Female
- Criminal History
 - 46 (23%) had no history of state responsible terms of incarceration.
 - 66 (34%) had exactly one term of state responsible incarceration.
 - 41 (21%) had exactly two terms of state responsible incarceration.
 - 44 (22%) had at least three terms of state responsible incarceration.
- DOC Crime Type
 - 71 (36%) had a “Violent” most serious offense.
 - 78 (40%) had a “Property/Public Order” most serious offense.
 - 48 (24%) had a “Drug” most serious offense.
- Age on FY2019 Community Start Date
 - 83 (42%) were younger than age 30.
 - 74 (38%) were between ages 30 and 44.
 - 29 (15%) were between ages 45 and 54.
 - 11 (6%) were age 55 or older.
- Supervision Assignment Level
 - 144 (73%) had a “Medium” supervision assignment level.
 - 22 (11%) had an “Elevated” supervision assignment level.
 - 31 (16%) had a “High” supervision assignment level.
- History of Positive Drug Tests for Multiple Drugs (Both Opioids and Cocaine)
 - 21 (11%) had no drug test history or were not tested for opioids or cocaine.
 - 67 (34%) tested negative for opioids or cocaine.
 - 19 (10%) tested positive for opioids only.
 - 21 (11%) tested positive for cocaine only.
 - 69 (35%) tested positive for opioids and cocaine.
- History of Positive Drug Tests for Meth
 - 197 (100%) were not tested or tested negative for meth.
- COMPAS Recidivism Risk Level
 - 20 (10%) were at “Low” risk to recidivate.
 - 71 (36%) were at “Medium” risk to recidivate.
 - 95 (48%) were at “High” risk to recidivate.
 - 11 (6%) did not have a recidivism risk level reported.
- Gang Affiliation
 - 27 (14%) had a known gang affiliation.
 - 170 (86%) did not have a known gang affiliation.



District 2 (Norfolk P&P) – All Community Starters

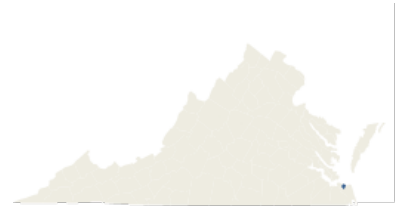
(Includes the City of Norfolk)



- 1,203 of the FY2019 community starters had Norfolk P&P as their primary supervision location.
- Gender
 - 991 (82%) Male
 - 212 (18%) Female
- Criminal History (prior to FY2019 community start date)
 - 376 (31%) had no history of state responsible terms of incarceration.
 - 383 (32%) had exactly one term of state responsible incarceration.
 - 197 (16%) had exactly two terms of state responsible incarceration.
 - 247 (21%) had at least three terms of state responsible incarceration.
- DOC Crime Type
 - 344 (29%) had a “Violent” most serious offense.
 - 498 (41%) had a “Property/Public Order” most serious offense.
 - 325 (27%) had a “Drug” most serious offense.
 - 36 (3%) did not have their offense information reported.
- Age on FY2019 Community Start Date
 - 370 (31%) were younger than age 30.
 - 512 (43%) were between ages 30 and 44.
 - 202 (17%) were between ages 45 and 54.
 - 119 (10%) were age 55 or older.
- Supervision Assignment Level
 - 26 (2%) had a “Low” supervision assignment level.
 - 811 (67%) had a “Medium” supervision assignment level.
 - 69 (6%) had an “Elevated” supervision assignment level.
 - 242 (20%) had a “High” supervision assignment level.
 - 55 (5%) did not have a supervision assignment level reported.
- History of Positive Drug Tests for Multiple Drugs (Both Opioids and Cocaine)
 - 46 (4%) had no drug test history or were not tested for opioids or cocaine.
 - 560 (47%) tested negative for opioids or cocaine.
 - 91 (8%) tested positive for opioids only.
 - 287 (24%) tested positive for cocaine only.
 - 219 (18%) tested positive for opioids and cocaine.
- History of Positive Drug Test Results for Meth
 - 3 (<1%) tested positive for meth.
 - 1,200 (>99%) were not tested or tested negative for meth.
- COMPAS Recidivism Risk Level
 - 259 (22%) were at “Low” risk to recidivate.
 - 351 (29%) were at “Medium” risk to recidivate.
 - 473 (39%) were at “High” risk to recidivate.
 - 120 (10%) did not have a recidivism risk level reported.
- Gang Affiliation
 - 146 (12%) had a known gang affiliation.
 - 1,057 (88%) did not have a known gang affiliation.

District 2 (Norfolk P&P) – Recidivating Supervisees

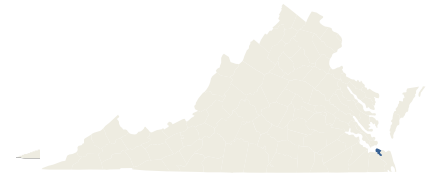
(Includes the City of Norfolk)



- 197 (16.4%) of the FY2019 community starters from Norfolk P&P were sentenced to a term of state responsible incarceration or violated parole and were sentenced to a term of state responsible incarceration within three years of their community start date.
- Gender
 - 169 (86%) Male
 - 28 (14%) Female
- Criminal History
 - 40 (20%) had no history of state responsible terms of incarceration.
 - 66 (34%) had exactly one term of state responsible incarceration.
 - 29 (15%) had exactly two terms of state responsible incarceration.
 - 62 (31%) had at least three terms of state responsible incarceration.
- DOC Crime Type
 - 53 (27%) had a “Violent” most serious offense.
 - 113 (57%) had a “Property/Public Order” most serious offense.
 - 29 (15%) had a “Drug” most serious offense.
 - 2 (1%) did not have their offense information reported.
- Age on FY2019 Community Start Date
 - 69 (35%) were younger than age 30.
 - 88 (45%) were between ages 30 and 44.
 - 29 (15%) were between ages 45 and 54.
 - 11 (6%) were age 55 or older.
- Supervision Assignment Level
 - 102 (52%) had a “Medium” supervision assignment level.
 - 34 (17%) had an “Elevated” supervision assignment level.
 - 59 (30%) had a “High” supervision assignment level.
 - 2 (1%) did not have a supervision assignment level reported.
- History of Positive Drug Tests for Multiple Drugs (Both Opioids and Cocaine)
 - 10 (5%) had no drug test history or were not tested for opioids or cocaine.
 - 69 (35%) tested negative for opioids or cocaine.
 - 12 (6%) tested positive for opioids only.
 - 57 (29%) tested positive for cocaine only.
 - 49 (25%) tested positive for opioids and cocaine.
- History of Positive Drug Tests for Meth
 - 197 (100%) were not tested or tested negative for meth.
- COMPAS Recidivism Risk Level
 - 23 (12%) were at “Low” risk to recidivate.
 - 54 (27%) were at “Medium” risk to recidivate.
 - 115 (58%) were at “High” risk to recidivate.
 - 5 (3%) did not have a recidivism risk level reported.
- Gang Affiliation
 - 36 (18%) had a known gang affiliation.
 - 161 (82%) did not have a known gang affiliation.

District 3 (Portsmouth P&P) – All Community Starters

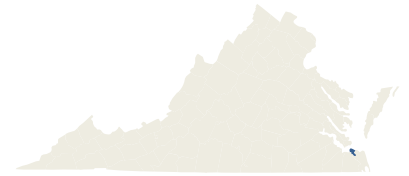
(Includes the City of Portsmouth)



- 603 of the FY2019 community starters had Portsmouth P&P as their primary supervision location.
- Gender
 - 472 (78%) Male
 - 131 (22%) Female
- Criminal History (prior to FY2019 community start date)
 - 190 (32%) had no history of state responsible terms of incarceration.
 - 183 (30%) had exactly one term of state responsible incarceration.
 - 107 (18%) had exactly two terms of state responsible incarceration.
 - 123 (20%) had at least three terms of state responsible incarceration.
- DOC Crime Type
 - 162 (27%) had a “Violent” most serious offense.
 - 290 (48%) had a “Property/Public Order” most serious offense.
 - 148 (25%) had a “Drug” most serious offense.
 - 3 (<1%) did not have their offense information reported.
- Age on FY2019 Community Start Date
 - 170 (28%) were younger than age 30.
 - 245 (41%) were between ages 30 and 44.
 - 110 (18%) were between ages 45 and 54.
 - 78 (13%) were age 55 or older.
- Supervision Assignment Level
 - 25 (4%) had a “Low” supervision assignment level.
 - 443 (73%) had a “Medium” supervision assignment level.
 - 16 (3%) had an “Elevated” supervision assignment level.
 - 98 (16%) had a “High” supervision assignment level.
 - 21 (3%) did not have a supervision assignment level reported.
- History of Positive Drug Tests for Multiple Drugs (Both Opioids and Cocaine)
 - 19 (3%) had no drug test history or were not tested for opioids or cocaine.
 - 285 (47%) tested negative for opioids or cocaine.
 - 61 (10%) tested positive for opioids only.
 - 106 (18%) tested positive for cocaine only.
 - 132 (22%) tested positive for opioids and cocaine.
- History of Positive Drug Test Results for Meth
 - 2 (<1%) tested positive for meth.
 - 601 (>99%) were not tested or tested negative for meth.
- COMPAS Recidivism Risk Level
 - 117 (19%) were at “Low” risk to recidivate.
 - 212 (35%) were at “Medium” risk to recidivate.
 - 223 (37%) were at “High” risk to recidivate.
 - 51 (8%) did not have a recidivism risk level reported.
- Gang Affiliation
 - 46 (8%) had a known gang affiliation.
 - 557 (92%) did not have a known gang affiliation.

District 3 (Portsmouth P&P) – Recidivating Supervisees

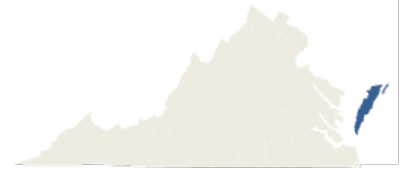
(Includes the City of Portsmouth)



- 105 (17.4%) of the FY2019 community starters from Portsmouth P&P were sentenced to a term of state responsible incarceration or violated parole and were sentenced to a term of state responsible incarceration within three years of their community start date.
- Gender
 - 92 (88%) Male
 - 13 (12%) Female
- Criminal History
 - 22 (21%) had no history of state responsible terms of incarceration.
 - 27 (26%) had exactly one term of state responsible incarceration.
 - 28 (27%) had exactly two terms of state responsible incarceration.
 - 28 (27%) had at least three terms of state responsible incarceration.
- DOC Crime Type
 - 28 (27%) had a “Violent” most serious offense.
 - 62 (59%) had a “Property/Public Order” most serious offense.
 - 15 (14%) had a “Drug” most serious offense.
- Age on FY2019 Community Start Date
 - 32 (30%) were younger than age 30.
 - 46 (44%) were between ages 30 and 44.
 - 19 (18%) were between ages 45 and 54.
 - 8 (8%) were age 55 or older.
- Supervision Assignment Level
 - 69 (66%) had a “Medium” supervision assignment level.
 - 8 (8%) had an “Elevated” supervision assignment level.
 - 27 (26%) had a “High” supervision assignment level.
 - 1 (1%) did not have a supervision assignment level reported.
- History of Positive Drug Tests for Multiple Drugs (Both Opioids and Cocaine)
 - 4 (4%) had no drug test history or were not tested for opioids or cocaine.
 - 43 (41%) tested negative for opioids or cocaine.
 - 11 (10%) tested positive for opioids only.
 - 17 (16%) tested positive for cocaine only.
 - 30 (29%) tested positive for opioids and cocaine.
- History of Positive Drug Tests for Meth
 - 2 (2%) tested positive for meth.
 - 103 (98%) were not tested or tested negative for meth.
- COMPAS Recidivism Risk Level
 - 9 (9%) were at “Low” risk to recidivate.
 - 27 (26%) were at “Medium” risk to recidivate.
 - 66 (63%) were at “High” risk to recidivate.
 - 3 (3%) did not have a recidivism risk level reported.
- Gang Affiliation
 - 17 (16%) had a known gang affiliation.
 - 88 (84%) did not have a known gang affiliation.

District 4 (Accomac P&P) – All Community Starters

(Includes the Counties of Accomac and Northampton)



- 137 of the FY2019 community starters had Accomac P&P as their primary supervision location.
- Gender
 - 113 (82%) Male
 - 24 (18%) Female
- Criminal History (prior to FY2019 community start date)
 - 77 (56%) had no history of state responsible terms of incarceration.
 - 42 (31%) had exactly one term of state responsible incarceration.
 - 13 (9%) had exactly two terms of state responsible incarceration.
 - 5 (4%) had at least three terms of state responsible incarceration.
- DOC Crime Type
 - 38 (28%) had a “Violent” most serious offense.
 - 51 (37%) had a “Property/Public Order” most serious offense.
 - 29 (21%) had a “Drug” most serious offense.
 - 19 (14%) did not have their offense information reported.
- Age on FY2019 Community Start Date
 - 52 (38%) were younger than age 30.
 - 58 (42%) were between ages 30 and 44.
 - 16 (12%) were between ages 45 and 54.
 - 11 (8%) were age 55 or older.
- Supervision Assignment Level
 - 6 (4%) had a “Low” supervision assignment level.
 - 93 (68%) had a “Medium” supervision assignment level.
 - 8 (6%) had an “Elevated” supervision assignment level.
 - 12 (9%) had a “High” supervision assignment level.
 - 18 (13%) did not have a supervision assignment level reported.
- History of Positive Drug Tests for Multiple Drugs (Both Opioids and Cocaine)
 - 17 (12%) had no drug test history or were not tested for opioids or cocaine.
 - 62 (45%) tested negative for opioids or cocaine.
 - 9 (7%) tested positive for opioids only.
 - 35 (26%) tested positive for cocaine only.
 - 14 (10%) tested positive for opioids and cocaine.
- History of Positive Drug Test Results for Meth
 - 137 (100%) were not tested or tested negative for meth.
- COMPAS Recidivism Risk Level
 - 46 (34%) were at “Low” risk to recidivate.
 - 40 (29%) were at “Medium” risk to recidivate.
 - 29 (21%) were at “High” risk to recidivate.
 - 22 (16%) did not have a recidivism risk level reported.
- Gang Affiliation
 - 10 (7%) had a known gang affiliation.
 - 127 (93%) did not have a known gang affiliation.

District 4 (Accomac P&P) – Recidivating Supervisees

(Includes the Counties of Accomac and Northampton)



- 22 (16.1%) of the FY2019 community starters from Accomac P&P were sentenced to a term of state responsible incarceration or violated parole and were sentenced to a term of state responsible incarceration within three years of their community start date.
- Gender
 - 22 (100%) Male
- Criminal History
 - 7 (32%) had no history of state responsible terms of incarceration.
 - 9 (41%) had exactly one term of state responsible incarceration.
 - 4 (18%) had exactly two terms of state responsible incarceration.
 - 2 (9%) had at least three terms of state responsible incarceration.
- DOC Crime Type
 - 8 (36%) had a “Violent” most serious offense.
 - 8 (36%) had a “Property/Public Order” most serious offense.
 - 6 (27%) had a “Drug” most serious offense.
- Age on FY2019 Community Start Date
 - 10 (45%) were younger than age 30.
 - 9 (41%) were between ages 30 and 44.
 - 3 (14%) were between ages 45 and 54.
- Supervision Assignment Level
 - 11 (50%) had a “Medium” supervision assignment level.
 - 7 (32%) had an “Elevated” supervision assignment level.
 - 3 (14%) had a “High” supervision assignment level.
 - 1 (5%) did not have a supervision assignment level reported.
- History of Positive Drug Tests for Multiple Drugs (Both Opioids and Cocaine)
 - 7 (32%) tested negative for opioids or cocaine.
 - 2 (9%) tested positive for opioids only.
 - 10 (45%) tested positive for cocaine only.
 - 3 (14%) tested positive for opioids and cocaine.
- History of Positive Drug Tests for Meth
 - 22 (100%) were not tested or tested negative for meth.
- COMPAS Recidivism Risk Level
 - 7 (32%) were at “Low” risk to recidivate.
 - 6 (27%) were at “Medium” risk to recidivate.
 - 8 (36%) were at “High” risk to recidivate.
 - 1 (5%) did not have a recidivism risk level reported.
- Gang Affiliation
 - 5 (23%) had a known gang affiliation.
 - 17 (77%) did not have a known gang affiliation.

District 5 (Gloucester P&P) – All Community Starters

(Includes the Counties of Gloucester, King and Queen, King William, Mathews, and Middlesex)

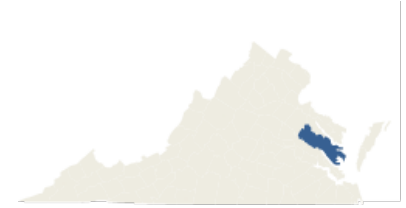
- 205 of the FY2019 community starters had Gloucester P&P as their primary supervision location.
- Gender
 - 157 (77%) Male
 - 48 (23%) Female
- Criminal History (prior to FY2019 community start date)
 - 93 (45%) had no history of state responsible terms of incarceration.
 - 74 (36%) had exactly one term of state responsible incarceration.
 - 22 (11%) had exactly two terms of state responsible incarceration.
 - 16 (8%) had at least three terms of state responsible incarceration.
- DOC Crime Type
 - 61 (30%) had a “Violent” most serious offense.
 - 81 (40%) had a “Property/Public Order” most serious offense.
 - 58 (28%) had a “Drug” most serious offense.
 - 5 (2%) did not have their offense information reported.
- Age on FY2019 Community Start Date
 - 67 (33%) were younger than age 30.
 - 82 (40%) were between ages 30 and 44.
 - 36 (18%) were between ages 45 and 54.
 - 20 (10%) were age 55 or older.
- Supervision Assignment Level
 - 4 (2%) had a “Low” supervision assignment level.
 - 168 (82%) had a “Medium” supervision assignment level.
 - 10 (5%) had an “Elevated” supervision assignment level.
 - 15 (7%) had a “High” supervision assignment level.
 - 8 (4%) did not have a supervision assignment level reported.
- History of Positive Drug Tests for Multiple Drugs (Both Opioids and Cocaine)
 - 6 (3%) had no drug test history or were not tested for opioids or cocaine.
 - 96 (47%) tested negative for opioids or cocaine.
 - 28 (14%) tested positive for opioids only.
 - 30 (15%) tested positive for cocaine only.
 - 45 (22%) tested positive for opioids and cocaine.
- History of Positive Drug Test Results for Meth
 - 27 (13%) tested positive for meth.
 - 178 (87%) were not tested or tested negative for meth.
- COMPAS Recidivism Risk Level
 - 74 (36%) were at “Low” risk to recidivate.
 - 81 (40%) were at “Medium” risk to recidivate.
 - 41 (20%) were at “High” risk to recidivate.
 - 9 (4%) did not have a recidivism risk level reported.
- Gang Affiliation
 - 7 (3%) had a known gang affiliation.
 - 198 (97%) did not have a known gang affiliation.



District 5 (Gloucester P&P) – Recidivating Supervisees

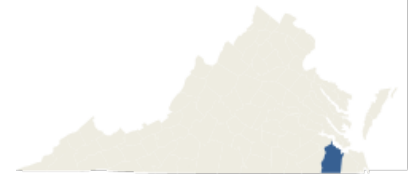
(Includes the Counties of Gloucester, King and Queen, King William, Mathews, and Middlesex)

- 53 (25.9%) of the FY2019 community starters from Gloucester P&P were sentenced to a term of state responsible incarceration or violated parole and were sentenced to a term of state responsible incarceration within three years of their community start date.
- Gender
 - 43 (81%) Male
 - 10 (19%) Female
- Criminal History
 - 22 (42%) had no history of state responsible terms of incarceration.
 - 25 (47%) had exactly one term of state responsible incarceration.
 - 3 (6%) had exactly two terms of state responsible incarceration.
 - 3 (6%) had at least three terms of state responsible incarceration.
- DOC Crime Type
 - 14 (26%) had a “Violent” most serious offense.
 - 26 (49%) had a “Property/Public Order” most serious offense.
 - 13 (25%) had a “Drug” most serious offense.
- Age on FY2019 Community Start Date
 - 24 (45%) were younger than age 30.
 - 25 (47%) were between ages 30 and 44.
 - 2 (4%) were between ages 45 and 54.
 - 2 (4%) were age 55 or older.
- Supervision Assignment Level
 - 39 (74%) had a “Medium” supervision assignment level.
 - 8 (15%) had an “Elevated” supervision assignment level.
 - 4 (8%) had a “High” supervision assignment level.
 - 2 (4%) did not have a supervision assignment level reported.
- History of Positive Drug Tests for Multiple Drugs (Both Opioids and Cocaine)
 - 2 (4%) had no drug test history or were not tested for opioids or cocaine.
 - 20 (38%) tested negative for opioids or cocaine.
 - 5 (9%) tested positive for opioids only.
 - 10 (19%) tested positive for cocaine only.
 - 16 (30%) tested positive for opioids and cocaine.
- History of Positive Drug Tests for Meth
 - 11 (21%) tested positive for meth.
 - 42 (79%) were not tested or tested negative for meth.
- COMPAS Recidivism Risk Level
 - 13 (25%) were at “Low” risk to recidivate.
 - 22 (42%) were at “Medium” risk to recidivate.
 - 15 (28%) were at “High” risk to recidivate.
 - 3 (6%) did not have a recidivism risk level reported.
- Gang Affiliation
 - 3 (6%) had a known gang affiliation.
 - 50 (94%) did not have a known gang affiliation.



District 6 (Suffolk P&P) – All Community Starters

(Includes the County of Isle of Wight and the City of Suffolk)



- 386 of the FY2019 community starters had Suffolk P&P as their primary supervision location.
- Gender
 - 322 (83%) Male
 - 64 (17%) Female
- Criminal History (prior to FY2019 community start date)
 - 159 (41%) had no history of state responsible terms of incarceration.
 - 113 (29%) had exactly one term of state responsible incarceration.
 - 71 (18%) had exactly two terms of state responsible incarceration.
 - 43 (11%) had at least three terms of state responsible incarceration.
- DOC Crime Type
 - 104 (27%) had a “Violent” most serious offense.
 - 173 (45%) had a “Property/Public Order” most serious offense.
 - 92 (24%) had a “Drug” most serious offense.
 - 17 (4%) did not have their offense information reported.
- Age on FY2019 Community Start Date
 - 124 (32%) were younger than age 30.
 - 173 (45%) were between ages 30 and 44.
 - 57 (15%) were between ages 45 and 54.
 - 32 (8%) were age 55 or older.
- Supervision Assignment Level
 - 6 (2%) had a “Low” supervision assignment level.
 - 271 (70%) had a “Medium” supervision assignment level.
 - 18 (5%) had an “Elevated” supervision assignment level.
 - 63 (16%) had a “High” supervision assignment level.
 - 28 (7%) did not have a supervision assignment level reported.
- History of Positive Drug Tests for Multiple Drugs (Both Opioids and Cocaine)
 - 19 (5%) had no drug test history or were not tested for opioids or cocaine.
 - 198 (51%) tested negative for opioids or cocaine.
 - 28 (7%) tested positive for opioids only.
 - 85 (22%) tested positive for cocaine only.
 - 56 (15%) tested positive for opioids and cocaine.
- History of Positive Drug Test Results for Meth
 - 1 (<1%) tested positive for meth.
 - 385 (>99%) were not tested or tested negative for meth.
- COMPAS Recidivism Risk Level
 - 104 (27%) were at “Low” risk to recidivate.
 - 136 (35%) were at “Medium” risk to recidivate.
 - 96 (25%) were at “High” risk to recidivate.
 - 50 (13%) did not have a recidivism risk level reported.
- Gang Affiliation
 - 34 (9%) had a known gang affiliation.
 - 352 (91%) did not have a known gang affiliation.

District 6 (Suffolk P&P) – Recidivating Supervisees

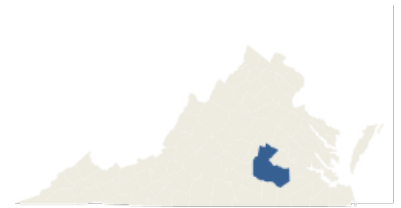
(Includes the County of Isle of Wight and the City of Suffolk)



- 85 (22.0%) of the FY2019 community starters from Suffolk P&P were sentenced to a term of state responsible incarceration or violated parole and were sentenced to a term of state responsible incarceration within three years of their community start date.
- Gender
 - 76 (89%) Male
 - 9 (11%) Female
- Criminal History
 - 24 (28%) had no history of state responsible terms of incarceration.
 - 27 (32%) had exactly one term of state responsible incarceration.
 - 17 (20%) had exactly two terms of state responsible incarceration.
 - 17 (20%) had at least three terms of state responsible incarceration.
- DOC Crime Type
 - 27 (32%) had a “Violent” most serious offense.
 - 40 (47%) had a “Property/Public Order” most serious offense.
 - 16 (19%) had a “Drug” most serious offense.
 - 2 (2%) did not have their offense information reported.
- Age on FY2019 Community Start Date
 - 25 (29%) were younger than age 30.
 - 41 (48%) were between ages 30 and 44.
 - 14 (16%) were between ages 45 and 54.
 - 5 (6%) were age 55 or older.
- Supervision Assignment Level
 - 52 (61%) had a “Medium” supervision assignment level.
 - 12 (14%) had an “Elevated” supervision assignment level.
 - 20 (24%) had a “High” supervision assignment level.
 - 1 (1%) did not have a supervision assignment level reported.
- History of Positive Drug Tests for Multiple Drugs (Both Opioids and Cocaine)
 - 4 (5%) had no drug test history or were not tested for opioids or cocaine.
 - 36 (42%) tested negative for opioids or cocaine.
 - 7 (8%) tested positive for opioids only.
 - 19 (22%) tested positive for cocaine only.
 - 19 (22%) tested positive for opioids and cocaine.
- History of Positive Drug Tests for Meth
 - 85 (100%) were not tested or tested negative for meth.
- COMPAS Recidivism Risk Level
 - 14 (16%) were at “Low” risk to recidivate.
 - 35 (41%) were at “Medium” risk to recidivate.
 - 31 (36%) were at “High” risk to recidivate.
 - 5 (6%) did not have a recidivism risk level reported.
- Gang Affiliation
 - 13 (15%) had a known gang affiliation.
 - 72 (85%) did not have a known gang affiliation.

District 7 (Petersburg P&P) – All Community Starters

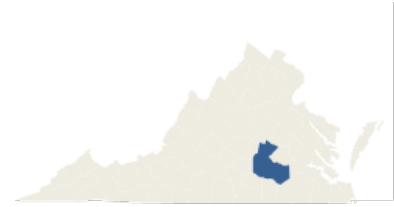
(Includes the Counties of Amelia, Dinwiddie, Nottoway, and Powhatan, and the City of Petersburg)



- 487 of the FY2019 community starters had Petersburg P&P as their primary supervision location.
- Gender
 - 393 (81%) Male
 - 94 (19%) Female
- Criminal History (prior to FY2019 community start date)
 - 229 (47%) had no history of state responsible terms of incarceration.
 - 129 (26%) had exactly one term of state responsible incarceration.
 - 63 (13%) had exactly two terms of state responsible incarceration.
 - 66 (14%) had at least three terms of state responsible incarceration.
- DOC Crime Type
 - 139 (29%) had a “Violent” most serious offense.
 - 188 (39%) had a “Property/Public Order” most serious offense.
 - 148 (30%) had a “Drug” most serious offense.
 - 12 (2%) did not have their offense information reported.
- Age on FY2019 Community Start Date
 - 184 (38%) were younger than age 30.
 - 202 (41%) were between ages 30 and 44.
 - 69 (14%) were between ages 45 and 54.
 - 32 (7%) were age 55 or older.
- Supervision Assignment Level
 - 9 (2%) had a “Low” supervision assignment level.
 - 407 (84%) had a “Medium” supervision assignment level.
 - 13 (3%) had an “Elevated” supervision assignment level.
 - 43 (9%) had a “High” supervision assignment level.
 - 15 (3%) did not have a supervision assignment level reported.
- History of Positive Drug Tests for Multiple Drugs (Both Opioids and Cocaine)
 - 8 (2%) had no drug test history or were not tested for opioids or cocaine.
 - 263 (54%) tested negative for opioids or cocaine.
 - 43 (9%) tested positive for opioids only.
 - 104 (21%) tested positive for cocaine only.
 - 69 (14%) tested positive for opioids and cocaine.
- History of Positive Drug Test Results for Meth
 - 6 (1%) tested positive for meth.
 - 481 (99%) were not tested or tested negative for meth.
- COMPAS Recidivism Risk Level
 - 123 (25%) were at “Low” risk to recidivate.
 - 190 (39%) were at “Medium” risk to recidivate.
 - 139 (29%) were at “High” risk to recidivate.
 - 35 (7%) did not have a recidivism risk level reported.
- Gang Affiliation
 - 37 (8%) had a known gang affiliation.
 - 450 (92%) did not have a known gang affiliation.

District 7 (Petersburg P&P) – Recidivating Supervisees

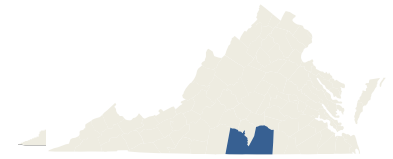
(Includes the Counties of Amelia, Dinwiddie, Nottoway, and Powhatan, and the City of Petersburg)



- 90 (18.5%) of the FY2019 community starters from Petersburg P&P were sentenced to a term of state responsible incarceration or violated parole and were sentenced to a term of state responsible incarceration within three years of their community start date.
- Gender
 - 80 (89%) Male
 - 10 (11%) Female
- Criminal History
 - 33 (37%) had no history of state responsible terms of incarceration.
 - 17 (19%) had exactly one term of state responsible incarceration.
 - 17 (19%) had exactly two terms of state responsible incarceration.
 - 23 (26%) had at least three terms of state responsible incarceration.
- DOC Crime Type
 - 30 (33%) had a “Violent” most serious offense.
 - 37 (41%) had a “Property/Public Order” most serious offense.
 - 23 (26%) had a “Drug” most serious offense.
- Age on FY2019 Community Start Date
 - 31 (34%) were younger than age 30.
 - 44 (49%) were between ages 30 and 44.
 - 11 (12%) were between ages 45 and 54.
 - 4 (4%) were age 55 or older.
- Supervision Assignment Level
 - 71 (79%) had a “Medium” supervision assignment level.
 - 9 (10%) had an “Elevated” supervision assignment level.
 - 10 (11%) had a “High” supervision assignment level.
- History of Positive Drug Tests for Multiple Drugs (Both Opioids and Cocaine)
 - 42 (47%) tested negative for opioids or cocaine.
 - 8 (9%) tested positive for opioids only.
 - 26 (29%) tested positive for cocaine only.
 - 14 (16%) tested positive for opioids and cocaine.
- History of Positive Drug Tests for Meth
 - 1 (1%) tested positive for meth.
 - 89 (99%) were not tested or tested negative for meth.
- COMPAS Recidivism Risk Level
 - 16 (18%) were at “Low” risk to recidivate.
 - 35 (39%) were at “Medium” risk to recidivate.
 - 35 (39%) were at “High” risk to recidivate.
 - 4 (4%) did not have a recidivism risk level reported.
- Gang Affiliation
 - 10 (11%) had a known gang affiliation.
 - 80 (89%) did not have a known gang affiliation.

District 8 (South Boston P&P) – All Community Starters

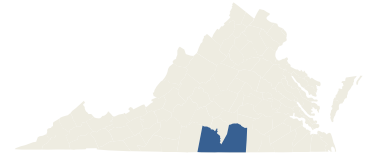
(Includes the Counties of Halifax, Lunenburg, and Mecklenburg)



- 397 of the FY2019 community starters had South Boston P&P as their primary supervision location.
- Gender
 - 312 (79%) Male
 - 85 (21%) Female
- Criminal History (prior to FY2019 community start date)
 - 179 (45%) had no history of state responsible terms of incarceration.
 - 113 (28%) had exactly one term of state responsible incarceration.
 - 59 (15%) had exactly two terms of state responsible incarceration.
 - 46 (12%) had at least three terms of state responsible incarceration.
- DOC Crime Type
 - 107 (27%) had a “Violent” most serious offense.
 - 181 (46%) had a “Property/Public Order” most serious offense.
 - 98 (25%) had a “Drug” most serious offense.
 - 11 (3%) did not have their offense information reported.
- Age on FY2019 Community Start Date
 - 137 (35%) were younger than age 30.
 - 170 (43%) were between ages 30 and 44.
 - 59 (15%) were between ages 45 and 54.
 - 31 (8%) were age 55 or older.
- Supervision Assignment Level
 - 37 (9%) had a “Low” supervision assignment level.
 - 281 (71%) had a “Medium” supervision assignment level.
 - 8 (2%) had an “Elevated” supervision assignment level.
 - 23 (6%) had a “High” supervision assignment level.
 - 48 (12%) did not have a supervision assignment level reported.
- History of Positive Drug Tests for Multiple Drugs (Both Opioids and Cocaine)
 - 38 (10%) had no drug test history or were not tested for opioids or cocaine.
 - 221 (56%) tested negative for opioids or cocaine.
 - 40 (10%) tested positive for opioids only.
 - 71 (18%) tested positive for cocaine only.
 - 27 (7%) tested positive for opioids and cocaine.
- History of Positive Drug Test Results for Meth
 - 1 (<1%) tested positive for meth.
 - 396 (>99%) were not tested or tested negative for meth.
- COMPAS Recidivism Risk Level
 - 119 (30%) were at “Low” risk to recidivate.
 - 140 (35%) were at “Medium” risk to recidivate.
 - 79 (20%) were at “High” risk to recidivate.
 - 59 (15%) did not have a recidivism risk level reported.
- Gang Affiliation
 - 18 (5%) had a known gang affiliation.
 - 379 (95%) did not have a known gang affiliation.

District 8 (South Boston P&P) – Recidivating Supervisees

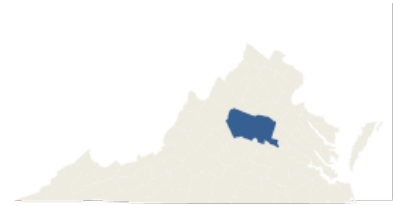
(Includes the Counties of Halifax, Lunenburg, and Mecklenburg)



- 74 (18.6%) of the FY2019 community starters from South Boston P&P were sentenced to a term of state responsible incarceration or violated parole and were sentenced to a term of state responsible incarceration within three years of their community start date.
- Gender
 - 65 (88%) Male
 - 9 (12%) Female
- Criminal History
 - 25 (34%) had no history of state responsible terms of incarceration.
 - 20 (27%) had exactly one term of state responsible incarceration.
 - 14 (19%) had exactly two terms of state responsible incarceration.
 - 15 (20%) had at least three terms of state responsible incarceration.
- DOC Crime Type
 - 22 (30%) had a “Violent” most serious offense.
 - 36 (49%) had a “Property/Public Order” most serious offense.
 - 14 (19%) had a “Drug” most serious offense.
 - 2 (3%) did not have their offense information reported.
- Age on FY2019 Community Start Date
 - 28 (38%) were younger than age 30.
 - 31 (42%) were between ages 30 and 44.
 - 12 (16%) were between ages 45 and 54.
 - 3 (4%) were age 55 or older.
- Supervision Assignment Level
 - 4 (5%) had a “Low” supervision assignment level.
 - 55 (74%) had a “Medium” supervision assignment level.
 - 6 (8%) had an “Elevated” supervision assignment level.
 - 4 (5%) had a “High” supervision assignment level.
 - 5 (7%) did not have a supervision assignment level reported.
- History of Positive Drug Tests for Multiple Drugs (Both Opioids and Cocaine)
 - 5 (7%) had no drug test history or were not tested for opioids or cocaine.
 - 41 (55%) tested negative for opioids or cocaine.
 - 6 (8%) tested positive for opioids only.
 - 18 (24%) tested positive for cocaine only.
 - 4 (5%) tested positive for opioids and cocaine.
- History of Positive Drug Tests for Meth
 - 74 (100%) were not tested or tested negative for meth.
- COMPAS Recidivism Risk Level
 - 20 (27%) were at “Low” risk to recidivate.
 - 26 (35%) were at “Medium” risk to recidivate.
 - 24 (32%) were at “High” risk to recidivate.
 - 4 (5%) did not have a recidivism risk level reported.
- Gang Affiliation
 - 6 (8%) had a known gang affiliation.
 - 68 (92%) did not have a known gang affiliation.

District 9 (Charlottesville P&P) – All Community Starters

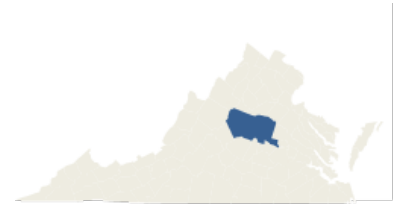
(Includes the Counties of Albemarle, Fluvanna, Goochland, and Louisa, and the City of Charlottesville)



- 552 of the FY2019 community starters had Charlottesville P&P as their primary supervision location.
- Gender
 - 431 (78%) Male
 - 121 (22%) Female
- Criminal History (prior to FY2019 community start date)
 - 242 (44%) had no history of state responsible terms of incarceration.
 - 150 (27%) had exactly one term of state responsible incarceration.
 - 75 (14%) had exactly two terms of state responsible incarceration.
 - 85 (15%) had at least three terms of state responsible incarceration.
- DOC Crime Type
 - 154 (28%) had a “Violent” most serious offense.
 - 223 (40%) had a “Property/Public Order” most serious offense.
 - 157 (28%) had a “Drug” most serious offense.
 - 18 (3%) did not have their offense information reported.
- Age on FY2019 Community Start Date
 - 210 (38%) were younger than age 30.
 - 216 (39%) were between ages 30 and 44.
 - 70 (13%) were between ages 45 and 54.
 - 56 (10%) were age 55 or older.
- Supervision Assignment Level
 - 37 (7%) had a “Low” supervision assignment level.
 - 405 (73%) had a “Medium” supervision assignment level.
 - 27 (5%) had an “Elevated” supervision assignment level.
 - 61 (11%) had a “High” supervision assignment level.
 - 22 (4%) did not have a supervision assignment level reported.
- History of Positive Drug Tests for Multiple Drugs (Both Opioids and Cocaine)
 - 17 (3%) had no drug test history or were not tested for opioids or cocaine.
 - 291 (53%) tested negative for opioids or cocaine.
 - 69 (13%) tested positive for opioids only.
 - 115 (21%) tested positive for cocaine only.
 - 60 (11%) tested positive for opioids and cocaine.
- History of Positive Drug Test Results for Meth
 - 8 (1%) tested positive for meth.
 - 544 (99%) were not tested or tested negative for meth.
- COMPAS Recidivism Risk Level
 - 151 (27%) were at “Low” risk to recidivate.
 - 162 (29%) were at “Medium” risk to recidivate.
 - 179 (32%) were at “High” risk to recidivate.
 - 60 (11%) did not have a recidivism risk level reported.
- Gang Affiliation
 - 43 (8%) had a known gang affiliation.
 - 509 (92%) did not have a known gang affiliation.

District 9 (Charlottesville P&P) – Recidivating Supervisees

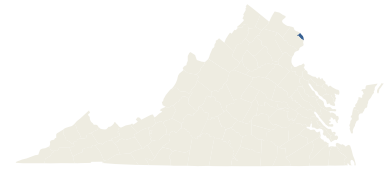
(Includes the Counties of Albemarle, Fluvanna, Goochland, and Louisa, and the City of Charlottesville)



- 104 (18.8%) of the FY2019 community starters from Charlottesville P&P were sentenced to a term of state responsible incarceration or violated parole and were sentenced to a term of state responsible incarceration within three years of their community start date.
- Gender
 - 90 (87%) Male
 - 14 (13%) Female
- Criminal History
 - 23 (22%) had no history of state responsible terms of incarceration.
 - 36 (35%) had exactly one term of state responsible incarceration.
 - 21 (20%) had exactly two terms of state responsible incarceration.
 - 24 (23%) had at least three terms of state responsible incarceration.
- DOC Crime Type
 - 36 (35%) had a “Violent” most serious offense.
 - 50 (48%) had a “Property/Public Order” most serious offense.
 - 14 (13%) had a “Drug” most serious offense.
 - 4 (4%) did not have their offense information reported.
- Age on FY2019 Community Start Date
 - 37 (36%) were younger than age 30.
 - 53 (51%) were between ages 30 and 44.
 - 12 (12%) were between ages 45 and 54.
 - 2 (2%) were age 55 or older.
- Supervision Assignment Level
 - 4 (4%) had a “Low” supervision assignment level.
 - 62 (60%) had a “Medium” supervision assignment level.
 - 15 (14%) had an “Elevated” supervision assignment level.
 - 20 (19%) had a “High” supervision assignment level.
 - 3 (3%) did not have a supervision assignment level reported.
- History of Positive Drug Tests for Multiple Drugs (Both Opioids and Cocaine)
 - 43 (41%) tested negative for opioids or cocaine.
 - 15 (14%) tested positive for opioids only.
 - 28 (27%) tested positive for cocaine only.
 - 18 (17%) tested positive for opioids and cocaine.
- History of Positive Drug Tests for Meth
 - 2 (2%) tested positive for meth.
 - 102 (98%) were not tested or tested negative for meth.
- COMPAS Recidivism Risk Level
 - 21 (20%) were at “Low” risk to recidivate.
 - 23 (22%) were at “Medium” risk to recidivate.
 - 58 (56%) were at “High” risk to recidivate.
 - 2 (2%) did not have a recidivism risk level reported.
- Gang Affiliation
 - 14 (13%) had a known gang affiliation.
 - 90 (87%) did not have a known gang affiliation.

District 10 (Arlington P&P) – All Community Starters

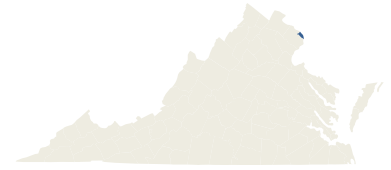
(Includes the County of Arlington and the City of Falls Church)



- 453 of the FY2019 community starters had Arlington P&P as their primary supervision location.
- Gender
 - 354 (78%) Male
 - 99 (22%) Female
- Criminal History (prior to FY2019 community start date)
 - 265 (59%) had no history of state responsible terms of incarceration.
 - 125 (28%) had exactly one term of state responsible incarceration.
 - 30 (7%) had exactly two terms of state responsible incarceration.
 - 33 (7%) had at least three terms of state responsible incarceration.
- DOC Crime Type
 - 68 (15%) had a “Violent” most serious offense.
 - 241 (53%) had a “Property/Public Order” most serious offense.
 - 120 (26%) had a “Drug” most serious offense.
 - 24 (5%) did not have their offense information reported.
- Age on FY2019 Community Start Date
 - 173 (38%) were younger than age 30.
 - 167 (37%) were between ages 30 and 44.
 - 69 (15%) were between ages 45 and 54.
 - 44 (10%) were age 55 or older.
- Supervision Assignment Level
 - 14 (3%) had a “Low” supervision assignment level.
 - 203 (45%) had a “Medium” supervision assignment level.
 - 11 (2%) had an “Elevated” supervision assignment level.
 - 21 (5%) had a “High” supervision assignment level.
 - 204 (45%) did not have a supervision assignment level reported.
- History of Positive Drug Tests for Multiple Drugs (Both Opioids and Cocaine)
 - 161 (35%) had no drug test history or were not tested for opioids or cocaine.
 - 210 (46%) tested negative for opioids or cocaine.
 - 28 (6%) tested positive for opioids only.
 - 30 (7%) tested positive for cocaine only.
 - 24 (5%) tested positive for opioids and cocaine.
- History of Positive Drug Test Results for Meth
 - 1 (<1%) tested positive for meth.
 - 452 (>99%) were not tested or tested negative for meth.
- COMPAS Recidivism Risk Level
 - 64 (14%) were at “Low” risk to recidivate.
 - 67 (15%) were at “Medium” risk to recidivate.
 - 93 (20%) were at “High” risk to recidivate.
 - 229 (51%) did not have a recidivism risk level reported.
- Gang Affiliation
 - 5 (1%) had a known gang affiliation.
 - 448 (99%) did not have a known gang affiliation.

District 10 (Arlington P&P) – Recidivating Supervisees

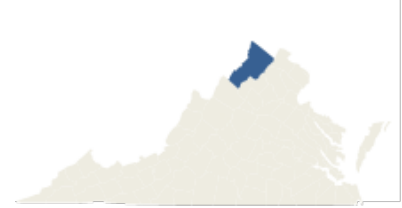
(Includes the County of Arlington and the City of Falls Church)



- 38 (8.4%) of the FY2019 community starters from Arlington P&P were sentenced to a term of state responsible incarceration or violated parole and were sentenced to a term of state responsible incarceration within three years of their community start date.
- Gender
 - 34 (89%) Male
 - 4 (11%) Female
- Criminal History
 - 13 (34%) had no history of state responsible terms of incarceration.
 - 12 (32%) had exactly one term of state responsible incarceration.
 - 6 (16%) had exactly two terms of state responsible incarceration.
 - 7 (18%) had at least three terms of state responsible incarceration.
- DOC Crime Type
 - 9 (24%) had a “Violent” most serious offense.
 - 21 (55%) had a “Property/Public Order” most serious offense.
 - 8 (21%) had a “Drug” most serious offense.
- Age on FY2019 Community Start Date
 - 16 (42%) were younger than age 30.
 - 14 (37%) were between ages 30 and 44.
 - 3 (8%) were between ages 45 and 54.
 - 5 (13%) were age 55 or older.
- Supervision Assignment Level
 - 1 (3%) had a “Low” supervision assignment level.
 - 22 (58%) had a “Medium” supervision assignment level.
 - 6 (16%) had an “Elevated” supervision assignment level.
 - 1 (3%) had a “High” supervision assignment level.
 - 8 (21%) did not have a supervision assignment level reported.
- History of Positive Drug Tests for Multiple Drugs (Both Opioids and Cocaine)
 - 9 (24%) had no drug test history or were not tested for opioids or cocaine.
 - 17 (45%) tested negative for opioids or cocaine.
 - 5 (13%) tested positive for opioids only.
 - 2 (5%) tested positive for cocaine only.
 - 5 (13%) tested positive for opioids and cocaine.
- History of Positive Drug Tests for Meth
 - 38 (100%) were not tested or tested negative for meth.
- COMPAS Recidivism Risk Level
 - 5 (13%) were at “Low” risk to recidivate.
 - 8 (21%) were at “Medium” risk to recidivate.
 - 14 (37%) were at “High” risk to recidivate.
 - 11 (29%) did not have a recidivism risk level reported.
- Gang Affiliation
 - 2 (5%) had a known gang affiliation.
 - 36 (95%) did not have a known gang affiliation.

District 11 (Winchester P&P) – All Community Starters

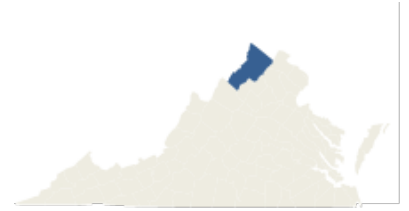
(Includes the Counties of Clarke, Frederick, Shenandoah, and Warren, and the City of Winchester)



- 836 of the FY2019 community starters had Winchester P&P as their primary supervision location.
- Gender
 - 604 (72%) Male
 - 229 (27%) Female
 - 3 (<1%) Other
- Criminal History (prior to FY2019 community start date)
 - 451 (54%) had no history of state responsible terms of incarceration.
 - 224 (27%) had exactly one term of state responsible incarceration.
 - 88 (11%) had exactly two terms of state responsible incarceration.
 - 73 (9%) had at least three terms of state responsible incarceration.
- DOC Crime Type
 - 153 (18%) had a “Violent” most serious offense.
 - 333 (40%) had a “Property/Public Order” most serious offense.
 - 324 (39%) had a “Drug” most serious offense.
 - 26 (3%) did not have their offense information reported.
- Age on FY2019 Community Start Date
 - 298 (36%) were younger than age 30.
 - 400 (48%) were between ages 30 and 44.
 - 92 (11%) were between ages 45 and 54.
 - 46 (6%) were age 55 or older.
- Supervision Assignment Level
 - 75 (9%) had a “Low” supervision assignment level.
 - 508 (61%) had a “Medium” supervision assignment level.
 - 32 (4%) had an “Elevated” supervision assignment level.
 - 102 (12%) had a “High” supervision assignment level.
 - 119 (14%) did not have a supervision assignment level reported.
- History of Positive Drug Tests for Multiple Drugs (Both Opioids and Cocaine)
 - 44 (5%) had no drug test history or were not tested for opioids or cocaine.
 - 385 (46%) tested negative for opioids or cocaine.
 - 180 (22%) tested positive for opioids only.
 - 104 (12%) tested positive for cocaine only.
 - 123 (15%) tested positive for opioids and cocaine.
- History of Positive Drug Test Results for Meth
 - 62 (7%) tested positive for meth.
 - 774 (93%) were not tested or tested negative for meth.
- COMPAS Recidivism Risk Level
 - 169 (20%) were at “Low” risk to recidivate.
 - 257 (31%) were at “Medium” risk to recidivate.
 - 259 (31%) were at “High” risk to recidivate.
 - 151 (18%) did not have a recidivism risk level reported.
- Gang Affiliation
 - 48 (6%) had a known gang affiliation.
 - 788 (94%) did not have a known gang affiliation.

District 11 (Winchester P&P) – Recidivating Supervisees

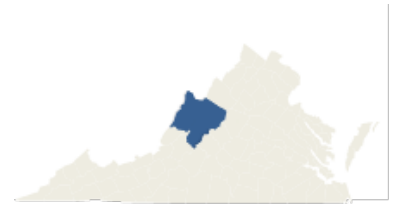
(Includes the Counties of Clarke, Frederick, Shenandoah, and Warren, and the City of Winchester)



- 176 (21.1%) of the FY2019 community starters from Winchester P&P were sentenced to a term of state responsible incarceration or violated parole and were sentenced to a term of state responsible incarceration within three years of their community start date.
- Gender
 - 139 (79%) Male
 - 37 (21%) Female
- Criminal History
 - 73 (41%) had no history of state responsible terms of incarceration.
 - 53 (30%) had exactly one term of state responsible incarceration.
 - 25 (14%) had exactly two terms of state responsible incarceration.
 - 25 (14%) had at least three terms of state responsible incarceration.
- DOC Crime Type
 - 42 (24%) had a “Violent” most serious offense.
 - 74 (42%) had a “Property/Public Order” most serious offense.
 - 59 (34%) had a “Drug” most serious offense.
 - 1 (1%) did not have their offense information reported.
- Age on FY2019 Community Start Date
 - 65 (37%) were younger than age 30.
 - 89 (51%) were between ages 30 and 44.
 - 16 (9%) were between ages 45 and 54.
 - 6 (3%) were age 55 or older.
- Supervision Assignment Level
 - 1 (1%) had a “Low” supervision assignment level.
 - 112 (64%) had a “Medium” supervision assignment level.
 - 21 (12%) had an “Elevated” supervision assignment level.
 - 29 (16%) had a “High” supervision assignment level.
 - 13 (7%) did not have a supervision assignment level reported.
- History of Positive Drug Tests for Multiple Drugs (Both Opioids and Cocaine)
 - 3 (2%) had no drug test history or were not tested for opioids or cocaine.
 - 61 (35%) tested negative for opioids or cocaine.
 - 35 (20%) tested positive for opioids only.
 - 37 (21%) tested positive for cocaine only.
 - 40 (23%) tested positive for opioids and cocaine.
- History of Positive Drug Tests for Meth
 - 21 (12%) tested positive for meth.
 - 155 (88%) were not tested or tested negative for meth.
- COMPAS Recidivism Risk Level
 - 20 (11%) were at “Low” risk to recidivate.
 - 62 (35%) were at “Medium” risk to recidivate.
 - 81 (46%) were at “High” risk to recidivate.
 - 13 (7%) did not have a recidivism risk level reported.
- Gang Affiliation
 - 21 (12%) had a known gang affiliation.
 - 155 (88%) did not have a known gang affiliation.

District 12 (Staunton P&P) – All Community Starters

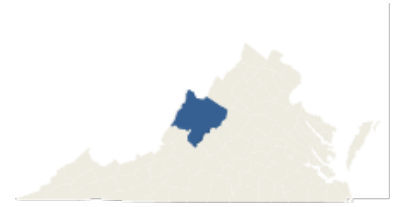
(Includes the Counties of Augusta, Bath, Highland, Rockbridge, and the Cities of Buena Vista, Lexington, Staunton, and Waynesboro)



- 595 of the FY2019 community starters had Staunton P&P as their primary supervision location.
- Gender
 - 438 (74%) Male
 - 157 (26%) Female
- Criminal History (prior to FY2019 community start date)
 - 324 (54%) had no history of state responsible terms of incarceration.
 - 153 (26%) had exactly one term of state responsible incarceration.
 - 55 (9%) had exactly two terms of state responsible incarceration.
 - 63 (11%) had at least three terms of state responsible incarceration.
- DOC Crime Type
 - 112 (19%) had a “Violent” most serious offense.
 - 276 (46%) had a “Property/Public Order” most serious offense.
 - 182 (31%) had a “Drug” most serious offense.
 - 25 (4%) did not have their offense information reported.
- Age on FY2019 Community Start Date
 - 208 (35%) were younger than age 30.
 - 269 (45%) were between ages 30 and 44.
 - 84 (14%) were between ages 45 and 54.
 - 34 (6%) were age 55 or older.
- Supervision Assignment Level
 - 26 (4%) had a “Low” supervision assignment level.
 - 491 (83%) had a “Medium” supervision assignment level.
 - 19 (3%) had an “Elevated” supervision assignment level.
 - 35 (6%) had a “High” supervision assignment level.
 - 24 (4%) did not have a supervision assignment level reported.
- History of Positive Drug Tests for Multiple Drugs (Both Opioids and Cocaine)
 - 42 (7%) had no drug test history or were not tested for opioids or cocaine.
 - 450 (76%) tested negative for opioids or cocaine.
 - 60 (10%) tested positive for opioids only.
 - 33 (6%) tested positive for cocaine only.
 - 10 (2%) tested positive for opioids and cocaine.
- History of Positive Drug Test Results for Meth
 - 50 (8%) tested positive for meth.
 - 545 (92%) were not tested or tested negative for meth.
- COMPAS Recidivism Risk Level
 - 178 (30%) were at “Low” risk to recidivate.
 - 224 (38%) were at “Medium” risk to recidivate.
 - 153 (26%) were at “High” risk to recidivate.
 - 40 (7%) did not have a recidivism risk level reported.
- Gang Affiliation
 - 20 (3%) had a known gang affiliation.
 - 575 (97%) did not have a known gang affiliation.

District 12 (Staunton P&P) – Recidivating Supervisees

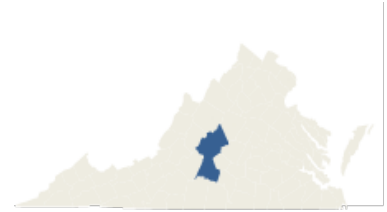
(Includes the Counties of Augusta, Bath, Highland, Rockbridge, and the Cities of Buena Vista, Lexington, Staunton, and Waynesboro)



- 148 (24.9%) of the FY2019 community starters from Staunton P&P were sentenced to a term of state responsible incarceration or violated parole and were sentenced to a term of state responsible incarceration within three years of their community start date.
- Gender
 - 127 (86%) Male
 - 21 (14%) Female
- Criminal History
 - 60 (41%) had no history of state responsible terms of incarceration.
 - 45 (30%) had exactly one term of state responsible incarceration.
 - 18 (12%) had exactly two terms of state responsible incarceration.
 - 25 (17%) had at least three terms of state responsible incarceration.
- DOC Crime Type
 - 30 (20%) had a “Violent” most serious offense.
 - 69 (47%) had a “Property/Public Order” most serious offense.
 - 45 (30%) had a “Drug” most serious offense.
 - 4 (3%) did not have their offense information reported.
- Age on FY2019 Community Start Date
 - 60 (41%) were younger than age 30.
 - 72 (49%) were between ages 30 and 44.
 - 13 (9%) were between ages 45 and 54.
 - 3 (2%) were age 55 or older.
- Supervision Assignment Level
 - 121 (82%) had a “Medium” supervision assignment level.
 - 12 (8%) had an “Elevated” supervision assignment level.
 - 12 (8%) had a “High” supervision assignment level.
 - 3 (2%) did not have a supervision assignment level reported.
- History of Positive Drug Tests for Multiple Drugs (Both Opioids and Cocaine)
 - 18 (12%) had no drug test history or were not tested for opioids or cocaine.
 - 102 (69%) tested negative for opioids or cocaine.
 - 18 (12%) tested positive for opioids only.
 - 7 (5%) tested positive for cocaine only.
 - 3 (2%) tested positive for opioids and cocaine.
- History of Positive Drug Tests for Meth
 - 13 (9%) tested positive for meth.
 - 135 (91%) were not tested or tested negative for meth.
- COMPAS Recidivism Risk Level
 - 31 (21%) were at “Low” risk to recidivate.
 - 61 (41%) were at “Medium” risk to recidivate.
 - 54 (36%) were at “High” risk to recidivate.
 - 2 (1%) did not have a recidivism risk level reported.
- Gang Affiliation
 - 9 (6%) had a known gang affiliation.
 - 139 (94%) did not have a known gang affiliation.

District 13 (Lynchburg P&P) – All Community Starters

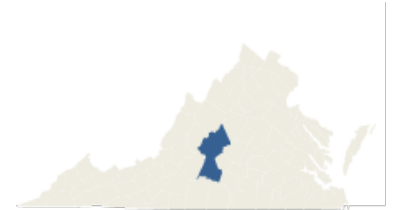
(Includes the Counties of Amherst, Campbell, Nelson, and the City of Lynchburg)



- 702 of the FY2019 community starters had Lynchburg P&P as their primary supervision location.
- Gender
 - 530 (75%) Male
 - 171 (24%) Female
 - 1 (<1%) Other
- Criminal History (prior to FY2019 community start date)
 - 362 (52%) had no history of state responsible terms of incarceration.
 - 180 (26%) had exactly one term of state responsible incarceration.
 - 81 (12%) had exactly two terms of state responsible incarceration.
 - 79 (11%) had at least three terms of state responsible incarceration.
- DOC Crime Type
 - 166 (24%) had a “Violent” most serious offense.
 - 263 (37%) had a “Property/Public Order” most serious offense.
 - 186 (26%) had a “Drug” most serious offense.
 - 87 (12%) did not have their offense information reported.
- Age on FY2019 Community Start Date
 - 231 (33%) were younger than age 30.
 - 300 (43%) were between ages 30 and 44.
 - 103 (15%) were between ages 45 and 54.
 - 68 (10%) were age 55 or older.
- Supervision Assignment Level
 - 33 (5%) had a “Low” supervision assignment level.
 - 546 (78%) had a “Medium” supervision assignment level.
 - 12 (2%) had an “Elevated” supervision assignment level.
 - 67 (10%) had a “High” supervision assignment level.
 - 44 (6%) did not have a supervision assignment level reported.
- History of Positive Drug Tests for Multiple Drugs (Both Opioids and Cocaine)
 - 68 (10%) had no drug test history or were not tested for opioids or cocaine.
 - 406 (58%) tested negative for opioids or cocaine.
 - 41 (6%) tested positive for opioids only.
 - 150 (21%) tested positive for cocaine only.
 - 37 (5%) tested positive for opioids and cocaine.
- History of Positive Drug Test Results for Meth
 - 2 (<1%) tested positive for meth.
 - 700 (>99%) were not tested or tested negative for meth.
- COMPAS Recidivism Risk Level
 - 164 (23%) were at “Low” risk to recidivate.
 - 236 (34%) were at “Medium” risk to recidivate.
 - 230 (33%) were at “High” risk to recidivate.
 - 72 (10%) did not have a recidivism risk level reported.
- Gang Affiliation
 - 37 (5%) had a known gang affiliation.
 - 665 (95%) did not have a known gang affiliation.

District 13 (Lynchburg P&P) – Recidivating Supervisees

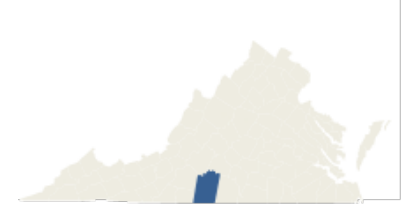
(Includes the Counties of Amherst, Campbell, Nelson, and the City of Lynchburg)



- 120 (17.1%) of the FY2019 community starters from Lynchburg P&P were sentenced to a term of state responsible incarceration or violated parole and were sentenced to a term of state responsible incarceration within three years of their community start date.
- Gender
 - 104 (87%) Male
 - 16 (13%) Female
- Criminal History
 - 41 (34%) had no history of state responsible terms of incarceration.
 - 35 (29%) had exactly one term of state responsible incarceration.
 - 21 (18%) had exactly two terms of state responsible incarceration.
 - 23 (19%) had at least three terms of state responsible incarceration.
- DOC Crime Type
 - 29 (24%) had a “Violent” most serious offense.
 - 55 (46%) had a “Property/Public Order” most serious offense.
 - 30 (25%) had a “Drug” most serious offense.
 - 6 (5%) did not have their offense information reported.
- Age on FY2019 Community Start Date
 - 49 (41%) were younger than age 30.
 - 53 (44%) were between ages 30 and 44.
 - 17 (14%) were between ages 45 and 54.
 - 1 (1%) was age 55 or older.
- Supervision Assignment Level
 - 86 (72%) had a “Medium” supervision assignment level.
 - 11 (9%) had an “Elevated” supervision assignment level.
 - 21 (18%) had a “High” supervision assignment level.
 - 2 (2%) did not have a supervision assignment level reported.
- History of Positive Drug Tests for Multiple Drugs (Both Opioids and Cocaine)
 - 9 (8%) had no drug test history or were not tested for opioids or cocaine.
 - 59 (49%) tested negative for opioids or cocaine.
 - 10 (8%) tested positive for opioids only.
 - 30 (25%) tested positive for cocaine only.
 - 12 (10%) tested positive for opioids and cocaine.
- History of Positive Drug Tests for Meth
 - 120 (100%) were not tested or tested negative for meth.
- COMPAS Recidivism Risk Level
 - 13 (11%) were at “Low” risk to recidivate.
 - 32 (27%) were at “Medium” risk to recidivate.
 - 74 (62%) were at “High” risk to recidivate.
 - 1 (1%) did not have a recidivism risk level reported.
- Gang Affiliation
 - 14 (12%) had a known gang affiliation.
 - 106 (88%) did not have a known gang affiliation.

District 14 (Danville P&P) – All Community Starters

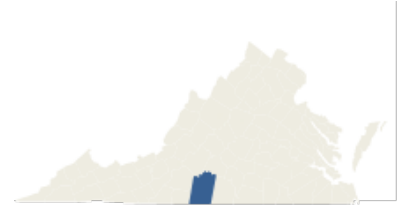
(Includes the County of Pittsylvania and the City of Danville)



- 474 of the FY2019 community starters had Danville P&P as their primary supervision location.
- Gender
 - 365 (77%) Male
 - 109 (23%) Female
- Criminal History (prior to FY2019 community start date)
 - 209 (44%) had no history of state responsible terms of incarceration.
 - 138 (29%) had exactly one term of state responsible incarceration.
 - 71 (15%) had exactly two terms of state responsible incarceration.
 - 56 (12%) had at least three terms of state responsible incarceration.
- DOC Crime Type
 - 105 (22%) had a “Violent” most serious offense.
 - 239 (50%) had a “Property/Public Order” most serious offense.
 - 114 (24%) had a “Drug” most serious offense.
 - 16 (3%) did not have their offense information reported.
- Age on FY2019 Community Start Date
 - 135 (28%) were younger than age 30.
 - 203 (43%) were between ages 30 and 44.
 - 84 (18%) were between ages 45 and 54.
 - 52 (11%) were age 55 or older.
- Supervision Assignment Level
 - 95 (20%) had a “Low” supervision assignment level.
 - 260 (55%) had a “Medium” supervision assignment level.
 - 9 (2%) had an “Elevated” supervision assignment level.
 - 26 (5%) had a “High” supervision assignment level.
 - 84 (18%) did not have a supervision assignment level reported.
- History of Positive Drug Tests for Multiple Drugs (Both Opioids and Cocaine)
 - 62 (13%) had no drug test history or were not tested for opioids or cocaine.
 - 214 (45%) tested negative for opioids or cocaine.
 - 37 (8%) tested positive for opioids only.
 - 121 (26%) tested positive for cocaine only.
 - 40 (8%) tested positive for opioids and cocaine.
- History of Positive Drug Test Results for Meth
 - 1 (<1%) tested positive for meth.
 - 473 (>99%) were not tested or tested negative for meth.
- COMPAS Recidivism Risk Level
 - 109 (23%) were at “Low” risk to recidivate.
 - 167 (35%) were at “Medium” risk to recidivate.
 - 111 (23%) were at “High” risk to recidivate.
 - 87 (18%) did not have a recidivism risk level reported.
- Gang Affiliation
 - 30 (6%) had a known gang affiliation.
 - 444 (94%) did not have a known gang affiliation.

District 14 (Danville P&P) – Recidivating Supervisees

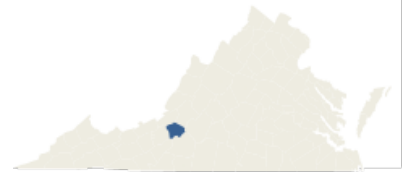
(Includes the County of Pittsylvania and the City of Danville)



- 106 (22.4%) of the FY2019 community starters from Danville P&P were sentenced to a term of state responsible incarceration or violated parole and were sentenced to a term of state responsible incarceration within three years of their community start date.
- Gender
 - 92 (87%) Male
 - 14 (13%) Female
- Criminal History
 - 37 (35%) had no history of state responsible terms of incarceration.
 - 34 (32%) had exactly one term of state responsible incarceration.
 - 20 (19%) had exactly two terms of state responsible incarceration.
 - 15 (14%) had at least three terms of state responsible incarceration.
- DOC Crime Type
 - 24 (23%) had a “Violent” most serious offense.
 - 61 (58%) had a “Property/Public Order” most serious offense.
 - 20 (19%) had a “Drug” most serious offense.
 - 1 (1%) did not have their offense information reported.
- Age on FY2019 Community Start Date
 - 39 (37%) were younger than age 30.
 - 45 (42%) were between ages 30 and 44.
 - 15 (14%) were between ages 45 and 54.
 - 7 (7%) were age 55 or older.
- Supervision Assignment Level
 - 4 (4%) had a “Low” supervision assignment level.
 - 65 (61%) had a “Medium” supervision assignment level.
 - 8 (8%) had an “Elevated” supervision assignment level.
 - 9 (8%) had a “High” supervision assignment level.
 - 20 (19%) did not have a supervision assignment level reported.
- History of Positive Drug Tests for Multiple Drugs (Both Opioids and Cocaine)
 - 10 (9%) had no drug test history or were not tested for opioids or cocaine.
 - 41 (39%) tested negative for opioids or cocaine.
 - 9 (8%) tested positive for opioids only.
 - 32 (30%) tested positive for cocaine only.
 - 14 (13%) tested positive for opioids and cocaine.
- History of Positive Drug Tests for Meth
 - 1 (1%) tested positive for meth.
 - 105 (99%) were not tested or tested negative for meth.
- COMPAS Recidivism Risk Level
 - 18 (17%) were at “Low” risk to recidivate.
 - 45 (42%) were at “Medium” risk to recidivate.
 - 40 (38%) were at “High” risk to recidivate.
 - 3 (3%) did not have a recidivism risk level reported.
- Gang Affiliation
 - 9 (8%) had a known gang affiliation.
 - 97 (92%) did not have a known gang affiliation.

District 15 (Roanoke P&P) – All Community Starters

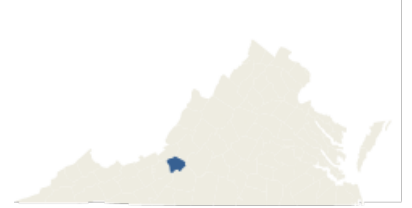
(Includes the County of Roanoke and the Cities of Roanoke and Salem)



- 951 of the FY2019 community starters had Roanoke P&P as their primary supervision location.
- Gender
 - 676 (71%) Male
 - 275 (29%) Female
- Criminal History (prior to FY2019 community start date)
 - 521 (55%) had no history of state responsible terms of incarceration.
 - 202 (21%) had exactly one term of state responsible incarceration.
 - 114 (12%) had exactly two terms of state responsible incarceration.
 - 114 (12%) had at least three terms of state responsible incarceration.
- DOC Crime Type
 - 195 (21%) had a “Violent” most serious offense.
 - 405 (43%) had a “Property/Public Order” most serious offense.
 - 307 (32%) had a “Drug” most serious offense.
 - 44 (5%) did not have their offense information reported.
- Age on FY2019 Community Start Date
 - 314 (33%) were younger than age 30.
 - 423 (44%) were between ages 30 and 44.
 - 130 (14%) were between ages 45 and 54.
 - 84 (9%) were age 55 or older.
- Supervision Assignment Level
 - 47 (5%) had a “Low” supervision assignment level.
 - 571 (60%) had a “Medium” supervision assignment level.
 - 73 (8%) had an “Elevated” supervision assignment level.
 - 201 (21%) had a “High” supervision assignment level.
 - 59 (6%) did not have a supervision assignment level reported.
- History of Positive Drug Tests for Multiple Drugs (Both Opioids and Cocaine)
 - 20 (2%) had no drug test history or were not tested for opioids or cocaine.
 - 405 (43%) tested negative for opioids or cocaine.
 - 162 (17%) tested positive for opioids only.
 - 168 (18%) tested positive for cocaine only.
 - 196 (21%) tested positive for opioids and cocaine.
- History of Positive Drug Test Results for Meth
 - 5 (1%) tested positive for meth.
 - 946 (99%) were not tested or tested negative for meth.
- COMPAS Recidivism Risk Level
 - 222 (23%) were at “Low” risk to recidivate.
 - 285 (30%) were at “Medium” risk to recidivate.
 - 348 (37%) were at “High” risk to recidivate.
 - 96 (10%) did not have a recidivism risk level reported.
- Gang Affiliation
 - 55 (6%) had a known gang affiliation.
 - 896 (94%) did not have a known gang affiliation.

District 15 (Roanoke P&P) – Recidivating Supervisees

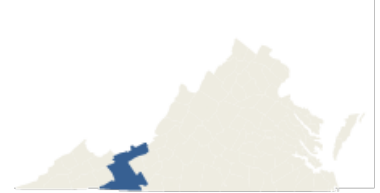
(Includes the County of Roanoke and the Cities of Roanoke and Salem)



- 220 (23.1%) of the FY2019 community starters from Roanoke P&P were sentenced to a term of state responsible incarceration or violated parole and were sentenced to a term of state responsible incarceration within three years of their community start date.
- Gender
 - 169 (77%) Male
 - 51 (23%) Female
- Criminal History
 - 92 (42%) had no history of state responsible terms of incarceration.
 - 54 (25%) had exactly one term of state responsible incarceration.
 - 36 (16%) had exactly two terms of state responsible incarceration.
 - 38 (17%) had at least three terms of state responsible incarceration.
- DOC Crime Type
 - 47 (21%) had a “Violent” most serious offense.
 - 111 (50%) had a “Property/Public Order” most serious offense.
 - 54 (25%) had a “Drug” most serious offense.
 - 8 (4%) did not have their offense information reported.
- Age on FY2019 Community Start Date
 - 79 (36%) were younger than age 30.
 - 106 (48%) were between ages 30 and 44.
 - 28 (13%) were between ages 45 and 54.
 - 7 (3%) were age 55 or older.
- Supervision Assignment Level
 - 2 (1%) had a “Low” supervision assignment level.
 - 116 (53%) had a “Medium” supervision assignment level.
 - 42 (19%) had an “Elevated” supervision assignment level.
 - 43 (20%) had a “High” supervision assignment level.
 - 17 (8%) did not have a supervision assignment level reported.
- History of Positive Drug Tests for Multiple Drugs (Both Opioids and Cocaine)
 - 7 (3%) had no drug test history or were not tested for opioids or cocaine.
 - 71 (32%) tested negative for opioids or cocaine.
 - 35 (16%) tested positive for opioids only.
 - 52 (24%) tested positive for cocaine only.
 - 55 (25%) tested positive for opioids and cocaine.
- History of Positive Drug Tests for Meth
 - 1 (<1%) tested positive for meth.
 - 219 (>99%) were not tested or tested negative for meth.
- COMPAS Recidivism Risk Level
 - 27 (12%) were at “Low” risk to recidivate.
 - 63 (29%) were at “Medium” risk to recidivate.
 - 114 (52%) were at “High” risk to recidivate.
 - 16 (7%) did not have a recidivism risk level reported.
- Gang Affiliation
 - 18 (8%) had a known gang affiliation.
 - 202 (92%) did not have a known gang affiliation.

District 16 (Wytheville P&P) – All Community Starters

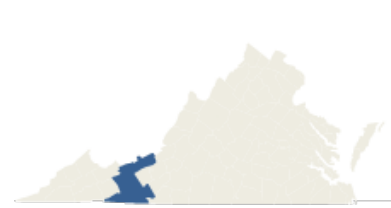
(Includes the Counties of Bland, Carroll, Giles, Grayson, and Wythe and the City of Galax)



- 609 of the FY2019 community starters had Wytheville P&P as their primary supervision location.
- Gender
 - 434 (71%) Male
 - 175 (29%) Female
- Criminal History (prior to FY2019 community start date)
 - 351 (58%) had no history of state responsible terms of incarceration.
 - 151 (25%) had exactly one term of state responsible incarceration.
 - 67 (11%) had exactly two terms of state responsible incarceration.
 - 40 (7%) had at least three terms of state responsible incarceration.
- DOC Crime Type
 - 124 (20%) had a “Violent” most serious offense.
 - 248 (41%) had a “Property/Public Order” most serious offense.
 - 225 (37%) had a “Drug” most serious offense.
 - 12 (2%) did not have their offense information reported.
- Age on FY2019 Community Start Date
 - 177 (29%) were younger than age 30.
 - 318 (52%) were between ages 30 and 44.
 - 79 (13%) were between ages 45 and 54.
 - 35 (6%) were age 55 or older.
- Supervision Assignment Level
 - 19 (3%) had a “Low” supervision assignment level.
 - 454 (75%) had a “Medium” supervision assignment level.
 - 33 (5%) had an “Elevated” supervision assignment level.
 - 23 (4%) had a “High” supervision assignment level.
 - 80 (13%) did not have a supervision assignment level reported.
- History of Positive Drug Tests for Multiple Drugs (Both Opioids and Cocaine)
 - 108 (18%) had no drug test history or were not tested for opioids or cocaine.
 - 350 (57%) tested negative for opioids or cocaine.
 - 120 (20%) tested positive for opioids only.
 - 15 (2%) tested positive for cocaine only.
 - 16 (3%) tested positive for opioids and cocaine.
- History of Positive Drug Test Results for Meth
 - 166 (27%) tested positive for meth.
 - 443 (73%) were not tested or tested negative for meth.
- COMPAS Recidivism Risk Level
 - 190 (31%) were at “Low” risk to recidivate.
 - 176 (29%) were at “Medium” risk to recidivate.
 - 124 (20%) were at “High” risk to recidivate.
 - 119 (20%) did not have a recidivism risk level reported.
- Gang Affiliation
 - 21 (3%) had a known gang affiliation.
 - 588 (97%) did not have a known gang affiliation.

District 16 (Wytheville P&P) – Recidivating Supervisees

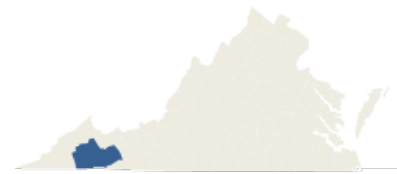
(Includes the Counties of Bland, Carroll, Giles, Grayson, and Wythe and the City of Galax)



- 146 (24.0%) of the FY2019 community starters from Wytheville P&P were sentenced to a term of state responsible incarceration or violated parole and were sentenced to a term of state responsible incarceration within three years of their community start date.
- Gender
 - 110 (75%) Male
 - 36 (25%) Female
- Criminal History
 - 66 (45%) had no history of state responsible terms of incarceration.
 - 34 (23%) had exactly one term of state responsible incarceration.
 - 26 (18%) had exactly two terms of state responsible incarceration.
 - 20 (14%) had at least three terms of state responsible incarceration.
- DOC Crime Type
 - 39 (27%) had a “Violent” most serious offense.
 - 61 (42%) had a “Property/Public Order” most serious offense.
 - 44 (30%) had a “Drug” most serious offense.
 - 2 (1%) did not have their offense information reported.
- Age on FY2019 Community Start Date
 - 51 (35%) were younger than age 30.
 - 76 (52%) were between ages 30 and 44.
 - 14 (10%) were between ages 45 and 54.
 - 5 (3%) were age 55 or older.
- Supervision Assignment Level
 - 117 (80%) had a “Medium” supervision assignment level.
 - 22 (15%) had an “Elevated” supervision assignment level.
 - 2 (1%) had a “High” supervision assignment level.
 - 5 (3%) did not have a supervision assignment level reported.
- History of Positive Drug Tests for Multiple Drugs (Both Opioids and Cocaine)
 - 20 (14%) had no drug test history or were not tested for opioids or cocaine.
 - 88 (60%) tested negative for opioids or cocaine.
 - 24 (16%) tested positive for opioids only.
 - 8 (5%) tested positive for cocaine only.
 - 6 (4%) tested positive for opioids and cocaine.
- History of Positive Drug Tests for Meth
 - 55 (38%) tested positive for meth.
 - 91 (62%) were not tested or tested negative for meth.
- COMPAS Recidivism Risk Level
 - 31 (21%) were at “Low” risk to recidivate.
 - 52 (36%) were at “Medium” risk to recidivate.
 - 49 (34%) were at “High” risk to recidivate.
 - 14 (10%) did not have a recidivism risk level reported.
- Gang Affiliation
 - 6 (4%) had a known gang affiliation.
 - 140 (96%) did not have a known gang affiliation.

District 17 (Abingdon P&P) – All Community Starters

(Includes the Counties of Russell, Smyth, and Washington, and the City of Bristol)



- 885 of the FY2019 community starters had Abingdon P&P as their primary supervision location.
- Gender
 - 586 (66%) Male
 - 299 (34%) Female
- Criminal History (prior to FY2019 community start date)
 - 463 (52%) had no history of state responsible terms of incarceration.
 - 260 (29%) had exactly one term of state responsible incarceration.
 - 104 (12%) had exactly two terms of state responsible incarceration.
 - 58 (7%) had at least three terms of state responsible incarceration.
- DOC Crime Type
 - 139 (16%) had a “Violent” most serious offense.
 - 351 (40%) had a “Property/Public Order” most serious offense.
 - 360 (41%) had a “Drug” most serious offense.
 - 35 (4%) did not have their offense information reported.
- Age on FY2019 Community Start Date
 - 240 (27%) were younger than age 30.
 - 451 (51%) were between ages 30 and 44.
 - 144 (16%) were between ages 45 and 54.
 - 50 (6%) were age 55 or older.
- Supervision Assignment Level
 - 40 (5%) had a “Low” supervision assignment level.
 - 670 (76%) had a “Medium” supervision assignment level.
 - 18 (2%) had an “Elevated” supervision assignment level.
 - 15 (2%) had a “High” supervision assignment level.
 - 142 (16%) did not have a supervision assignment level reported.
- History of Positive Drug Tests for Multiple Drugs (Both Opioids and Cocaine)
 - 102 (11%) had no drug test history or were not tested for opioids or cocaine.
 - 453 (51%) tested negative for opioids or cocaine.
 - 290 (33%) tested positive for opioids only.
 - 20 (2%) tested positive for cocaine only.
 - 20 (2%) tested positive for opioids and cocaine.
- History of Positive Drug Test Results for Meth
 - 86 (10%) tested positive for meth.
 - 799 (90%) were not tested or tested negative for meth.
- COMPAS Recidivism Risk Level
 - 278 (31%) were at “Low” risk to recidivate.
 - 277 (31%) were at “Medium” risk to recidivate.
 - 168 (19%) were at “High” risk to recidivate.
 - 162 (18%) did not have a recidivism risk level reported.
- Gang Affiliation
 - 28 (3%) had a known gang affiliation.
 - 857 (97%) did not have a known gang affiliation.

District 17 (Abingdon P&P) – Recidivating Supervisees

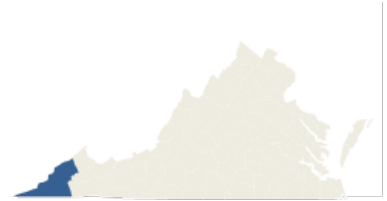
(Includes the Counties of Russell, Smyth, and Washington, and the City of Bristol)



- 270 (30.5%) of the FY2019 community starters from Abingdon P&P were sentenced to a term of state responsible incarceration or violated parole and were sentenced to a term of state responsible incarceration within three years of their community start date.
- Gender
 - 198 (73%) Male
 - 72 (27%) Female
- Criminal History
 - 108 (40%) had no history of state responsible terms of incarceration.
 - 86 (32%) had exactly one term of state responsible incarceration.
 - 46 (17%) had exactly two terms of state responsible incarceration.
 - 30 (11%) had at least three terms of state responsible incarceration.
- DOC Crime Type
 - 46 (17%) had a “Violent” most serious offense.
 - 130 (48%) had a “Property/Public Order” most serious offense.
 - 85 (31%) had a “Drug” most serious offense.
 - 9 (3%) did not have their offense information reported.
- Age on FY2019 Community Start Date
 - 76 (28%) were younger than age 30.
 - 150 (56%) were between ages 30 and 44.
 - 33 (12%) were between ages 45 and 54.
 - 11 (4%) were age 55 or older.
- Supervision Assignment Level
 - 227 (84%) had a “Medium” supervision assignment level.
 - 15 (6%) had an “Elevated” supervision assignment level.
 - 3 (1%) had a “High” supervision assignment level.
 - 25 (9%) did not have a supervision assignment level reported.
- History of Positive Drug Tests for Multiple Drugs (Both Opioids and Cocaine)
 - 21 (8%) had no drug test history or were not tested for opioids or cocaine.
 - 136 (50%) tested negative for opioids or cocaine.
 - 101 (37%) tested positive for opioids only.
 - 5 (2%) tested positive for cocaine only.
 - 7 (3%) tested positive for opioids and cocaine.
- History of Positive Drug Tests for Meth
 - 38 (14%) tested positive for meth.
 - 232 (86%) were not tested or tested negative for meth.
- COMPAS Recidivism Risk Level
 - 62 (23%) were at “Low” risk to recidivate.
 - 101 (37%) were at “Medium” risk to recidivate.
 - 89 (33%) were at “High” risk to recidivate.
 - 18 (7%) did not have a recidivism risk level reported.
- Gang Affiliation
 - 15 (6%) had a known gang affiliation.
 - 255 (94%) did not have a known gang affiliation.

District 18 (Norton P&P) – All Community Starters

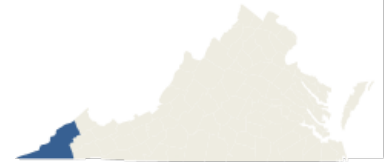
(Includes the Counties of Dickenson, Lee, Scott, and Wise, and the City of Norton)



- 694 of the FY2019 community starters had Norton P&P as their primary supervision location.
- Gender
 - 472 (68%) Male
 - 222 (32%) Female
- Criminal History (prior to FY2019 community start date)
 - 343 (49%) had no history of state responsible terms of incarceration.
 - 212 (31%) had exactly one term of state responsible incarceration.
 - 77 (11%) had exactly two terms of state responsible incarceration.
 - 62 (9%) had at least three terms of state responsible incarceration.
- DOC Crime Type
 - 115 (17%) had a “Violent” most serious offense.
 - 273 (39%) had a “Property/Public Order” most serious offense.
 - 289 (42%) had a “Drug” most serious offense.
 - 17 (2%) did not have their offense information reported.
- Age on FY2019 Community Start Date
 - 195 (28%) were younger than age 30.
 - 373 (54%) were between ages 30 and 44.
 - 88 (13%) were between ages 45 and 54.
 - 38 (5%) were age 55 or older.
- Supervision Assignment Level
 - 78 (11%) had a “Low” supervision assignment level.
 - 411 (59%) had a “Medium” supervision assignment level.
 - 26 (4%) had an “Elevated” supervision assignment level.
 - 32 (5%) had a “High” supervision assignment level.
 - 147 (21%) did not have a supervision assignment level reported.
- History of Positive Drug Tests for Multiple Drugs (Both Opioids and Cocaine)
 - 127 (18%) had no drug test history or were not tested for opioids or cocaine.
 - 230 (33%) tested negative for opioids or cocaine.
 - 316 (46%) tested positive for opioids only.
 - 7 (1%) tested positive for cocaine only.
 - 14 (2%) tested positive for opioids and cocaine.
- History of Positive Drug Test Results for Meth
 - 30 (4%) tested positive for meth.
 - 664 (96%) were not tested or tested negative for meth.
- COMPAS Recidivism Risk Level
 - 127 (18%) were at “Low” risk to recidivate.
 - 196 (28%) were at “Medium” risk to recidivate.
 - 167 (24%) were at “High” risk to recidivate.
 - 204 (29%) did not have a recidivism risk level reported.
- Gang Affiliation
 - 20 (3%) had a known gang affiliation.
 - 674 (97%) did not have a known gang affiliation.

District 18 (Norton P&P) – Recidivating Supervisees

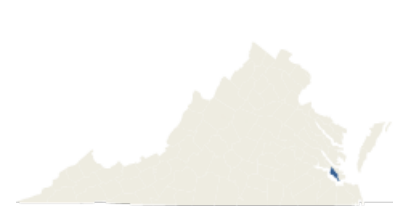
(Includes the Counties of Dickenson, Lee, Scott, and Wise, and the City of Norton)



- 197 (28.4%) of the FY2019 community starters from Norton P&P were sentenced to a term of state responsible incarceration or violated parole and were sentenced to a term of state responsible incarceration within three years of their community start date.
- Gender
 - 139 (71%) Male
 - 58 (29%) Female
- Criminal History
 - 73 (37%) had no history of state responsible terms of incarceration.
 - 70 (36%) had exactly one term of state responsible incarceration.
 - 29 (15%) had exactly two terms of state responsible incarceration.
 - 25 (13%) had at least three terms of state responsible incarceration.
- DOC Crime Type
 - 28 (14%) had a “Violent” most serious offense.
 - 104 (53%) had a “Property/Public Order” most serious offense.
 - 58 (29%) had a “Drug” most serious offense.
 - 7 (4%) did not have their offense information reported.
- Age on FY2019 Community Start Date
 - 64 (32%) were younger than age 30.
 - 114 (58%) were between ages 30 and 44.
 - 11 (6%) were between ages 45 and 54.
 - 8 (4%) were age 55 or older.
- Supervision Assignment Level
 - 10 (5%) had a “Low” supervision assignment level.
 - 155 (79%) had a “Medium” supervision assignment level.
 - 19 (10%) had an “Elevated” supervision assignment level.
 - 5 (3%) had a “High” supervision assignment level.
 - 8 (4%) did not have a supervision assignment level reported.
- History of Positive Drug Tests for Multiple Drugs (Both Opioids and Cocaine)
 - 15 (8%) had no drug test history or were not tested for opioids or cocaine.
 - 59 (30%) tested negative for opioids or cocaine.
 - 118 (60%) tested positive for opioids only.
 - 1 (1%) tested positive for cocaine only.
 - 4 (2%) tested positive for opioids and cocaine.
- History of Positive Drug Tests for Meth
 - 16 (8%) tested positive for meth.
 - 181 (92%) were not tested or tested negative for meth.
- COMPAS Recidivism Risk Level
 - 40 (20%) were at “Low” risk to recidivate.
 - 71 (36%) were at “Medium” risk to recidivate.
 - 76 (39%) were at “High” risk to recidivate.
 - 10 (5%) did not have a recidivism risk level reported.
- Gang Affiliation
 - 8 (4%) had a known gang affiliation.
 - 189 (96%) did not have a known gang affiliation.

District 19 (Newport News P&P) – All Community Starters

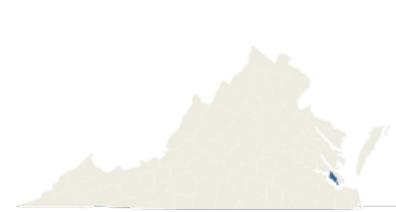
(Includes the City of Newport News)



- 680 of the FY2019 community starters had Newport News P&P as their primary supervision location.
- Gender
 - 571 (84%) Male
 - 108 (16%) Female
 - 1 (<1%) Other
- Criminal History (prior to FY2019 community start date)
 - 301 (44%) had no history of state responsible terms of incarceration.
 - 198 (29%) had exactly one term of state responsible incarceration.
 - 83 (12%) had exactly two terms of state responsible incarceration.
 - 98 (14%) had at least three terms of state responsible incarceration.
- DOC Crime Type
 - 212 (31%) had a “Violent” most serious offense.
 - 288 (42%) had a “Property/Public Order” most serious offense.
 - 145 (21%) had a “Drug” most serious offense.
 - 35 (5%) did not have their offense information reported.
- Age on FY2019 Community Start Date
 - 254 (37%) were younger than age 30.
 - 246 (36%) were between ages 30 and 44.
 - 114 (17%) were between ages 45 and 54.
 - 66 (10%) were age 55 or older.
- Supervision Assignment Level
 - 37 (5%) had a “Low” supervision assignment level.
 - 471 (69%) had a “Medium” supervision assignment level.
 - 19 (3%) had an “Elevated” supervision assignment level.
 - 127 (19%) had a “High” supervision assignment level.
 - 26 (4%) did not have a supervision assignment level reported.
- History of Positive Drug Tests for Multiple Drugs (Both Opioids and Cocaine)
 - 16 (2%) had no drug test history or were not tested for opioids or cocaine.
 - 365 (54%) tested negative for opioids or cocaine.
 - 40 (6%) tested positive for opioids only.
 - 175 (26%) tested positive for cocaine only.
 - 84 (12%) tested positive for opioids and cocaine.
- History of Positive Drug Test Results for Meth
 - 680 (100%) were not tested or tested negative for meth.
- COMPAS Recidivism Risk Level
 - 170 (25%) were at “Low” risk to recidivate.
 - 246 (36%) were at “Medium” risk to recidivate.
 - 208 (31%) were at “High” risk to recidivate.
 - 56 (8%) did not have a recidivism risk level reported.
- Gang Affiliation
 - 50 (7%) had a known gang affiliation.
 - 630 (93%) did not have a known gang affiliation.

District 19 (Newport News P&P) – Recidivating Supervisees

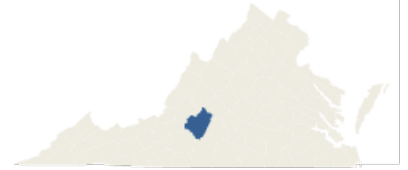
(Includes the City of Newport News)



- 73 (10.7%) of the FY2019 community starters from Newport News P&P were sentenced to a term of state responsible incarceration or violated parole and were sentenced to a term of state responsible incarceration within three years of their community start date.
- Gender
 - 68 (93%) Male
 - 5 (7%) Female
- Criminal History
 - 20 (27%) had no history of state responsible terms of incarceration.
 - 20 (27%) had exactly one term of state responsible incarceration.
 - 16 (22%) had exactly two terms of state responsible incarceration.
 - 17 (23%) had at least three terms of state responsible incarceration.
- DOC Crime Type
 - 19 (26%) had a “Violent” most serious offense.
 - 42 (58%) had a “Property/Public Order” most serious offense.
 - 11 (15%) had a “Drug” most serious offense.
 - 1 (1%) did not have their offense information reported.
- Age on FY2019 Community Start Date
 - 32 (44%) were younger than age 30.
 - 25 (34%) were between ages 30 and 44.
 - 11 (15%) were between ages 45 and 54.
 - 5 (7%) were age 55 or older.
- Supervision Assignment Level
 - 44 (60%) had a “Medium” supervision assignment level.
 - 7 (10%) had an “Elevated” supervision assignment level.
 - 22 (30%) had a “High” supervision assignment level.
- History of Positive Drug Tests for Multiple Drugs (Both Opioids and Cocaine)
 - 1 (1%) had no drug test history or were not tested for opioids or cocaine.
 - 34 (47%) tested negative for opioids or cocaine.
 - 2 (3%) tested positive for opioids only.
 - 28 (38%) tested positive for cocaine only.
 - 8 (11%) tested positive for opioids and cocaine.
- History of Positive Drug Tests for Meth
 - 73 (100%) were not tested or tested negative for meth.
- COMPAS Recidivism Risk Level
 - 7 (10%) were at “Low” risk to recidivate.
 - 28 (38%) were at “Medium” risk to recidivate.
 - 37 (51%) were at “High” risk to recidivate.
 - 1 (1%) did not have a recidivism risk level reported.
- Gang Affiliation
 - 10 (14%) had a known gang affiliation.
 - 63 (86%) did not have a known gang affiliation.

District 20 (Bedford P&P) – All Community Starters

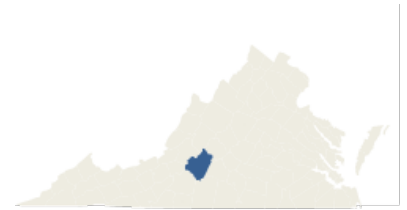
(Includes the County of Bedford)



- 173 of the FY2019 community starters had Bedford P&P as their primary supervision location.
- Gender
 - 116 (67%) Male
 - 57 (33%) Female
- Criminal History (prior to FY2019 community start date)
 - 106 (61%) had no history of state responsible terms of incarceration.
 - 49 (28%) had exactly one term of state responsible incarceration.
 - 8 (5%) had exactly two terms of state responsible incarceration.
 - 10 (6%) had at least three terms of state responsible incarceration.
- DOC Crime Type
 - 32 (18%) had a “Violent” most serious offense.
 - 71 (41%) had a “Property/Public Order” most serious offense.
 - 67 (39%) had a “Drug” most serious offense.
 - 3 (2%) did not have their offense information reported.
- Age on FY2019 Community Start Date
 - 50 (29%) were younger than age 30.
 - 81 (47%) were between ages 30 and 44.
 - 27 (16%) were between ages 45 and 54.
 - 15 (9%) were age 55 or older.
- Supervision Assignment Level
 - 6 (3%) had a “Low” supervision assignment level.
 - 114 (66%) had a “Medium” supervision assignment level.
 - 4 (2%) had an “Elevated” supervision assignment level.
 - 45 (26%) had a “High” supervision assignment level.
 - 4 (2%) did not have a supervision assignment level reported.
- History of Positive Drug Tests for Multiple Drugs (Both Opioids and Cocaine)
 - 6 (3%) had no drug test history or were not tested for opioids or cocaine.
 - 79 (46%) tested negative for opioids or cocaine.
 - 42 (24%) tested positive for opioids only.
 - 23 (13%) tested positive for cocaine only.
 - 23 (13%) tested positive for opioids and cocaine.
- History of Positive Drug Test Results for Meth
 - 1 (1%) tested positive for meth.
 - 172 (99%) were not tested or tested negative for meth.
- COMPAS Recidivism Risk Level
 - 46 (27%) were at “Low” risk to recidivate.
 - 58 (34%) were at “Medium” risk to recidivate.
 - 56 (32%) were at “High” risk to recidivate.
 - 13 (8%) did not have a recidivism risk level reported.
- Gang Affiliation
 - 6 (3%) had a known gang affiliation.
 - 167 (97%) did not have a known gang affiliation.

District 20 (Bedford P&P) – Recidivating Supervisees

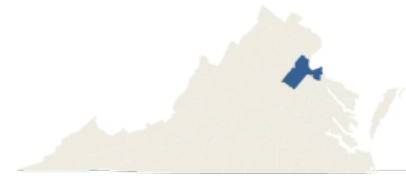
(Includes the County of Bedford)



- 25 (14.5%) of the FY2019 community starters from Bedford P&P were sentenced to a term of state responsible incarceration or violated parole and were sentenced to a term of state responsible incarceration within three years of their community start date.
- Gender
 - 19 (76%) Male
 - 6 (24%) Female
- Criminal History
 - 13 (52%) had no history of state responsible terms of incarceration.
 - 7 (28%) had exactly one term of state responsible incarceration.
 - 1 (4%) had exactly two terms of state responsible incarceration.
 - 4 (16%) had at least three terms of state responsible incarceration.
- DOC Crime Type
 - 5 (20%) had a “Violent” most serious offense.
 - 11 (44%) had a “Property/Public Order” most serious offense.
 - 9 (36%) had a “Drug” most serious offense.
- Age on FY2019 Community Start Date
 - 8 (32%) were younger than age 30.
 - 14 (56%) were between ages 30 and 44.
 - 3 (12%) were between ages 45 and 54.
- Supervision Assignment Level
 - 1 (4%) had a “Low” supervision assignment level.
 - 19 (76%) had a “Medium” supervision assignment level.
 - 1 (4%) had an “Elevated” supervision assignment level.
 - 4 (16%) had a “High” supervision assignment level.
- History of Positive Drug Tests for Multiple Drugs (Both Opioids and Cocaine)
 - 2 (8%) had no drug test history or were not tested for opioids or cocaine.
 - 10 (40%) tested negative for opioids or cocaine.
 - 6 (24%) tested positive for opioids only.
 - 4 (16%) tested positive for cocaine only.
 - 3 (12%) tested positive for opioids and cocaine.
- History of Positive Drug Tests for Meth
 - 25 (100%) were not tested or tested negative for meth.
- COMPAS Recidivism Risk Level
 - 1 (4%) was at “Low” risk to recidivate.
 - 9 (36%) were at “Medium” risk to recidivate.
 - 14 (56%) were at “High” risk to recidivate.
 - 1 (4%) did not have a recidivism risk level reported.
- Gang Affiliation
 - 1 (4%) had a known gang affiliation.
 - 24 (96%) did not have a known gang affiliation.

District 21 (Fredericksburg P&P) – All Community Starters

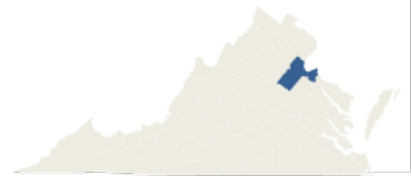
(Includes the Counties of King George, Spotsylvania, and Stafford, and the City of Fredericksburg)



- 1,200 of the FY2019 community starters had Fredericksburg P&P as their primary supervision location.
- Gender
 - 890 (74%) Male
 - 309 (26%) Female
 - 1 (<1%) Other
- Criminal History (prior to FY2019 community start date)
 - 606 (51%) had no history of state responsible terms of incarceration.
 - 349 (29%) had exactly one term of state responsible incarceration.
 - 126 (11%) had exactly two terms of state responsible incarceration.
 - 119 (10%) had at least three terms of state responsible incarceration.
- DOC Crime Type
 - 208 (17%) had a “Violent” most serious offense.
 - 573 (48%) had a “Property/Public Order” most serious offense.
 - 380 (32%) had a “Drug” most serious offense.
 - 39 (3%) did not have their offense information reported.
- Age on FY2019 Community Start Date
 - 450 (38%) were younger than age 30.
 - 542 (45%) were between ages 30 and 44.
 - 142 (12%) were between ages 45 and 54.
 - 66 (6%) were age 55 or older.
- Supervision Assignment Level
 - 75 (6%) had a “Low” supervision assignment level.
 - 795 (66%) had a “Medium” supervision assignment level.
 - 74 (6%) had an “Elevated” supervision assignment level.
 - 79 (7%) had a “High” supervision assignment level.
 - 177 (15%) did not have a supervision assignment level reported.
- History of Positive Drug Tests for Multiple Drugs (Both Opioids and Cocaine)
 - 168 (14%) had no drug test history or were not tested for opioids or cocaine.
 - 479 (40%) tested negative for opioids or cocaine.
 - 187 (16%) tested positive for opioids only.
 - 160 (13%) tested positive for cocaine only.
 - 206 (17%) tested positive for opioids and cocaine.
- History of Positive Drug Test Results for Meth
 - 8 (1%) tested positive for meth.
 - 1,192 (99%) were not tested or tested negative for meth.
- COMPAS Recidivism Risk Level
 - 289 (24%) were at “Low” risk to recidivate.
 - 393 (33%) were at “Medium” risk to recidivate.
 - 263 (22%) were at “High” risk to recidivate.
 - 255 (21%) did not have a recidivism risk level reported.
- Gang Affiliation
 - 52 (4%) had a known gang affiliation.
 - 1,148 (96%) did not have a known gang affiliation.

District 21 (Fredericksburg P&P) – Recidivating Supervisees

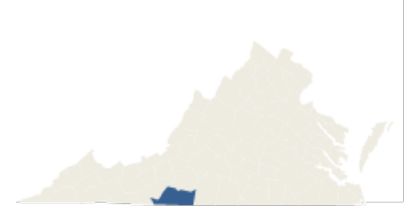
(Includes the Counties of King George, Spotsylvania, and Stafford, and the City of Fredericksburg)



- 301 (25.1%) of the FY2019 community starters from Fredericksburg P&P were sentenced to a term of state responsible incarceration or violated parole and were sentenced to a term of state responsible incarceration within three years of their community start date.
- Gender
 - 231 (77%) Male
 - 70 (23%) Female
- Criminal History
 - 113 (38%) had no history of state responsible terms of incarceration.
 - 82 (27%) had exactly one term of state responsible incarceration.
 - 47 (16%) had exactly two terms of state responsible incarceration.
 - 59 (20%) had at least three terms of state responsible incarceration.
- DOC Crime Type
 - 65 (22%) had a “Violent” most serious offense.
 - 142 (47%) had a “Property/Public Order” most serious offense.
 - 83 (28%) had a “Drug” most serious offense.
 - 11 (4%) did not have their offense information reported.
- Age on FY2019 Community Start Date
 - 122 (41%) were younger than age 30.
 - 142 (47%) were between ages 30 and 44.
 - 27 (9%) were between ages 45 and 54.
 - 10 (3%) were age 55 or older.
- Supervision Assignment Level
 - 8 (3%) had a “Low” supervision assignment level.
 - 216 (72%) had a “Medium” supervision assignment level.
 - 36 (12%) had an “Elevated” supervision assignment level.
 - 28 (9%) had a “High” supervision assignment level.
 - 13 (4%) did not have a supervision assignment level reported.
- History of Positive Drug Tests for Multiple Drugs (Both Opioids and Cocaine)
 - 18 (6%) had no drug test history or were not tested for opioids or cocaine.
 - 97 (32%) tested negative for opioids or cocaine.
 - 52 (17%) tested positive for opioids only.
 - 61 (20%) tested positive for cocaine only.
 - 73 (24%) tested positive for opioids and cocaine.
- History of Positive Drug Tests for Meth
 - 2 (1%) tested positive for meth.
 - 299 (99%) were not tested or tested negative for meth.
- COMPAS Recidivism Risk Level
 - 56 (19%) were at “Low” risk to recidivate.
 - 113 (38%) were at “Medium” risk to recidivate.
 - 114 (38%) were at “High” risk to recidivate.
 - 18 (6%) did not have a recidivism risk level reported.
- Gang Affiliation
 - 24 (8%) had a known gang affiliation.
 - 277 (92%) did not have a known gang affiliation.

District 22 (Martinsville P&P) – All Community Starters

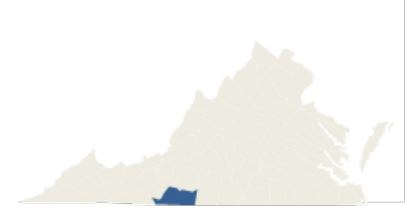
(Includes the Counties of Henry and Patrick, and the City of Martinsville)



- 557 of the FY2019 community starters had Martinsville P&P as their primary supervision location.
- Gender
 - 390 (70%) Male
 - 166 (30%) Female
 - 1 (<1%) Other
- Criminal History (prior to FY2019 community start date)
 - 288 (52%) had no history of state responsible terms of incarceration.
 - 154 (28%) had exactly one term of state responsible incarceration.
 - 56 (10%) had exactly two terms of state responsible incarceration.
 - 59 (11%) had at least three terms of state responsible incarceration.
- DOC Crime Type
 - 120 (22%) had a “Violent” most serious offense.
 - 245 (44%) had a “Property/Public Order” most serious offense.
 - 130 (23%) had a “Drug” most serious offense.
 - 62 (11%) did not have their offense information reported.
- Age on FY2019 Community Start Date
 - 168 (30%) were younger than age 30.
 - 245 (44%) were between ages 30 and 44.
 - 82 (15%) were between ages 45 and 54.
 - 62 (11%) were age 55 or older.
- Supervision Assignment Level
 - 28 (5%) had a “Low” supervision assignment level.
 - 429 (77%) had a “Medium” supervision assignment level.
 - 16 (3%) had an “Elevated” supervision assignment level.
 - 48 (9%) had a “High” supervision assignment level.
 - 36 (6%) did not have a supervision assignment level reported.
- History of Positive Drug Tests for Multiple Drugs (Both Opioids and Cocaine)
 - 24 (4%) had no drug test history or were not tested for opioids or cocaine.
 - 290 (52%) tested negative for opioids or cocaine.
 - 95 (17%) tested positive for opioids only.
 - 84 (15%) tested positive for cocaine only.
 - 64 (11%) tested positive for opioids and cocaine.
- History of Positive Drug Test Results for Meth
 - 18 (3%) tested positive for meth.
 - 539 (97%) were not tested or tested negative for meth.
- COMPAS Recidivism Risk Level
 - 167 (30%) were at “Low” risk to recidivate.
 - 172 (31%) were at “Medium” risk to recidivate.
 - 161 (29%) were at “High” risk to recidivate.
 - 57 (10%) did not have a recidivism risk level reported.
- Gang Affiliation
 - 20 (4%) had a known gang affiliation.
 - 537 (96%) did not have a known gang affiliation.

District 22 (Martinsville P&P) – Recidivating Supervisees

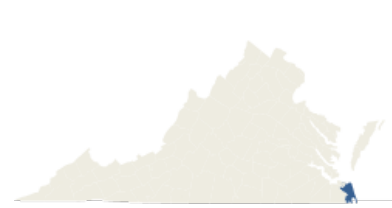
(Includes the Counties of Henry and Patrick, and the City of Martinsville)



- 93 (16.7%) of the FY2019 community starters from Martinsville P&P were sentenced to a term of state responsible incarceration or violated parole and were sentenced to a term of state responsible incarceration within three years of their community start date.
- Gender
 - 79 (85%) Male
 - 14 (15%) Female
- Criminal History
 - 27 (29%) had no history of state responsible terms of incarceration.
 - 34 (37%) had exactly one term of state responsible incarceration.
 - 19 (20%) had exactly two terms of state responsible incarceration.
 - 13 (14%) had at least three terms of state responsible incarceration.
- DOC Crime Type
 - 18 (19%) had a “Violent” most serious offense.
 - 57 (61%) had a “Property/Public Order” most serious offense.
 - 13 (14%) had a “Drug” most serious offense.
 - 5 (5%) did not have their offense information reported.
- Age on FY2019 Community Start Date
 - 29 (31%) were younger than age 30.
 - 51 (55%) were between ages 30 and 44.
 - 8 (9%) were between ages 45 and 54.
 - 5 (5%) were age 55 or older.
- Supervision Assignment Level
 - 1 (1%) had a “Low” supervision assignment level.
 - 60 (65%) had a “Medium” supervision assignment level.
 - 13 (14%) had an “Elevated” supervision assignment level.
 - 16 (17%) had a “High” supervision assignment level.
 - 3 (3%) did not have a supervision assignment level reported.
- History of Positive Drug Tests for Multiple Drugs (Both Opioids and Cocaine)
 - 3 (3%) had no drug test history or were not tested for opioids or cocaine.
 - 36 (39%) tested negative for opioids or cocaine.
 - 21 (23%) tested positive for opioids only.
 - 22 (24%) tested positive for cocaine only.
 - 11 (12%) tested positive for opioids and cocaine.
- History of Positive Drug Tests for Meth
 - 8 (9%) tested positive for meth.
 - 85 (91%) were not tested or tested negative for meth.
- COMPAS Recidivism Risk Level
 - 14 (15%) were at “Low” risk to recidivate.
 - 31 (33%) were at “Medium” risk to recidivate.
 - 46 (49%) were at “High” risk to recidivate.
 - 2 (2%) did not have a recidivism risk level reported.
- Gang Affiliation
 - 9 (10%) had a known gang affiliation.
 - 84 (90%) did not have a known gang affiliation.

District 23 (Virginia Beach P&P) – All Community Starters

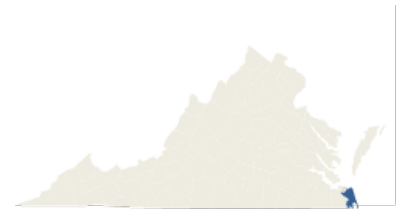
(Includes the City of Virginia Beach)



- 920 of the FY2019 community starters had Virginia Beach P&P as their primary supervision location.
- Gender
 - 740 (80%) Male
 - 180 (20%) Female
- Criminal History (prior to FY2019 community start date)
 - 387 (42%) had no history of state responsible terms of incarceration.
 - 286 (31%) had exactly one term of state responsible incarceration.
 - 131 (14%) had exactly two terms of state responsible incarceration.
 - 116 (13%) had at least three terms of state responsible incarceration.
- DOC Crime Type
 - 223 (24%) had a “Violent” most serious offense.
 - 405 (44%) had a “Property/Public Order” most serious offense.
 - 268 (29%) had a “Drug” most serious offense.
 - 24 (3%) did not have their offense information reported.
- Age on FY2019 Community Start Date
 - 324 (35%) were younger than age 30.
 - 411 (45%) were between ages 30 and 44.
 - 123 (13%) were between ages 45 and 54.
 - 62 (7%) were age 55 or older.
- Supervision Assignment Level
 - 17 (2%) had a “Low” supervision assignment level.
 - 679 (74%) had a “Medium” supervision assignment level.
 - 43 (5%) had an “Elevated” supervision assignment level.
 - 106 (12%) had a “High” supervision assignment level.
 - 75 (8%) did not have a supervision assignment level reported.
- History of Positive Drug Tests for Multiple Drugs (Both Opioids and Cocaine)
 - 82 (9%) had no drug test history or were not tested for opioids or cocaine.
 - 470 (51%) tested negative for opioids or cocaine.
 - 85 (9%) tested positive for opioids only.
 - 169 (18%) tested positive for cocaine only.
 - 114 (12%) tested positive for opioids and cocaine.
- History of Positive Drug Test Results for Meth
 - 4 (<1%) tested positive for meth.
 - 916 (>99%) were not tested or tested negative for meth.
- COMPAS Recidivism Risk Level
 - 204 (22%) were at “Low” risk to recidivate.
 - 294 (32%) were at “Medium” risk to recidivate.
 - 252 (27%) were at “High” risk to recidivate.
 - 170 (19%) did not have a recidivism risk level reported.
- Gang Affiliation
 - 84 (9%) had a known gang affiliation.
 - 836 (91%) did not have a known gang affiliation.

District 23 (Virginia Beach P&P) – Recidivating Supervisees

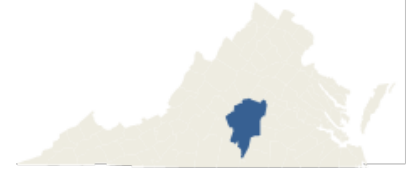
(Includes the City of Virginia Beach)



- 168 (18.3%) of the FY2019 community starters from Virginia Beach P&P were sentenced to a term of state responsible incarceration or violated parole and were sentenced to a term of state responsible incarceration within three years of their community start date.
- Gender
 - 149 (89%) Male
 - 19 (11%) Female
- Criminal History
 - 36 (21%) had no history of state responsible terms of incarceration.
 - 56 (33%) had exactly one term of state responsible incarceration.
 - 36 (21%) had exactly two terms of state responsible incarceration.
 - 40 (24%) had at least three terms of state responsible incarceration.
- DOC Crime Type
 - 50 (30%) had a “Violent” most serious offense.
 - 86 (51%) had a “Property/Public Order” most serious offense.
 - 32 (19%) had a “Drug” most serious offense.
- Age on FY2019 Community Start Date
 - 59 (35%) were younger than age 30.
 - 81 (48%) were between ages 30 and 44.
 - 21 (13%) were between ages 45 and 54.
 - 7 (4%) were age 55 or older.
- Supervision Assignment Level
 - 116 (69%) had a “Medium” supervision assignment level.
 - 21 (13%) had an “Elevated” supervision assignment level.
 - 27 (16%) had a “High” supervision assignment level.
 - 4 (2%) did not have a supervision assignment level reported.
- History of Positive Drug Tests for Multiple Drugs (Both Opioids and Cocaine)
 - 12 (7%) had no drug test history or were not tested for opioids or cocaine.
 - 74 (44%) tested negative for opioids or cocaine.
 - 17 (10%) tested positive for opioids only.
 - 31 (18%) tested positive for cocaine only.
 - 34 (20%) tested positive for opioids and cocaine.
- History of Positive Drug Tests for Meth
 - 1 (1%) tested positive for meth.
 - 167 (99%) were not tested or tested negative for meth.
- COMPAS Recidivism Risk Level
 - 26 (15%) were at “Low” risk to recidivate.
 - 60 (36%) were at “Medium” risk to recidivate.
 - 65 (39%) were at “High” risk to recidivate.
 - 17 (10%) did not have a recidivism risk level reported.
- Gang Affiliation
 - 29 (17%) had a known gang affiliation.
 - 139 (83%) did not have a known gang affiliation.

District 24 (Farmville P&P) – All Community Starters

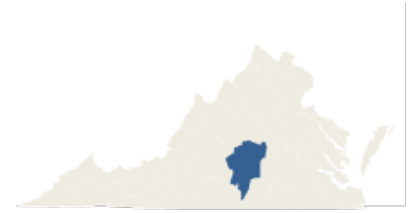
(Includes the Counties of Appomattox, Buckingham, Charlotte, Cumberland, and Prince Edward)



- 297 of the FY2019 community starters had Farmville P&P as their primary supervision location.
- Gender
 - 241 (81%) Male
 - 55 (19%) Female
 - 1 (<1%) Other
- Criminal History (prior to FY2019 community start date)
 - 124 (42%) had no history of state responsible terms of incarceration.
 - 91 (31%) had exactly one term of state responsible incarceration.
 - 49 (16%) had exactly two terms of state responsible incarceration.
 - 33 (11%) had at least three terms of state responsible incarceration.
- DOC Crime Type
 - 73 (25%) had a “Violent” most serious offense.
 - 110 (37%) had a “Property/Public Order” most serious offense.
 - 110 (37%) had a “Drug” most serious offense.
 - 4 (1%) did not have their offense information reported.
- Age on FY2019 Community Start Date
 - 101 (34%) were younger than age 30.
 - 125 (42%) were between ages 30 and 44.
 - 47 (16%) were between ages 45 and 54.
 - 24 (8%) were age 55 or older.
- Supervision Assignment Level
 - 37 (12%) had a “Low” supervision assignment level.
 - 214 (72%) had a “Medium” supervision assignment level.
 - 4 (1%) had an “Elevated” supervision assignment level.
 - 31 (10%) had a “High” supervision assignment level.
 - 11 (4%) did not have a supervision assignment level reported.
- History of Positive Drug Tests for Multiple Drugs (Both Opioids and Cocaine)
 - 10 (3%) had no drug test history or were not tested for opioids or cocaine.
 - 177 (60%) tested negative for opioids or cocaine.
 - 24 (8%) tested positive for opioids only.
 - 57 (19%) tested positive for cocaine only.
 - 29 (10%) tested positive for opioids and cocaine.
- History of Positive Drug Test Results for Meth
 - 4 (1%) tested positive for meth.
 - 293 (99%) were not tested or tested negative for meth.
- COMPAS Recidivism Risk Level
 - 102 (34%) were at “Low” risk to recidivate.
 - 101 (34%) were at “Medium” risk to recidivate.
 - 76 (26%) were at “High” risk to recidivate.
 - 18 (6%) did not have a recidivism risk level reported.
- Gang Affiliation
 - 12 (4%) had a known gang affiliation.
 - 285 (96%) did not have a known gang affiliation.

District 24 (Farmville P&P) – Recidivating Supervisees

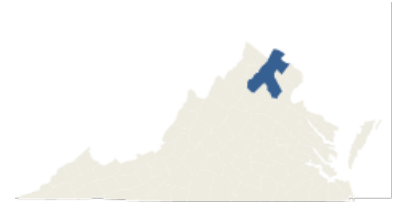
(Includes the Counties of Appomattox, Buckingham, Charlotte, Cumberland, and Prince Edward)



- 54 (18.2%) of the FY2019 community starters from Farmville P&P were sentenced to a term of state responsible incarceration or violated parole and were sentenced to a term of state responsible incarceration within three years of their community start date.
- Gender
 - 47 (87%) Male
 - 7 (13%) Female
- Criminal History
 - 11 (20%) had no history of state responsible terms of incarceration.
 - 22 (41%) had exactly one term of state responsible incarceration.
 - 14 (26%) had exactly two terms of state responsible incarceration.
 - 7 (13%) had at least three terms of state responsible incarceration.
- DOC Crime Type
 - 11 (20%) had a “Violent” most serious offense.
 - 25 (46%) had a “Property/Public Order” most serious offense.
 - 17 (31%) had a “Drug” most serious offense.
 - 1 (2%) did not have their offense information reported.
- Age on FY2019 Community Start Date
 - 19 (35%) were younger than age 30.
 - 28 (52%) were between ages 30 and 44.
 - 5 (9%) were between ages 45 and 54.
 - 2 (4%) were age 55 or older.
- Supervision Assignment Level
 - 1 (2%) had a “Low” supervision assignment level.
 - 38 (70%) had a “Medium” supervision assignment level.
 - 3 (6%) had an “Elevated” supervision assignment level.
 - 11 (20%) had a “High” supervision assignment level.
 - 1 (2%) did not have a supervision assignment level reported.
- History of Positive Drug Tests for Multiple Drugs (Both Opioids and Cocaine)
 - 4 (7%) had no drug test history or were not tested for opioids or cocaine.
 - 23 (43%) tested negative for opioids or cocaine.
 - 4 (7%) tested positive for opioids only.
 - 16 (30%) tested positive for cocaine only.
 - 7 (13%) tested positive for opioids and cocaine.
- History of Positive Drug Tests for Meth
 - 1 (2%) tested positive for meth.
 - 53 (98%) were not tested or tested negative for meth.
- COMPAS Recidivism Risk Level
 - 13 (24%) were at “Low” risk to recidivate.
 - 14 (26%) were at “Medium” risk to recidivate.
 - 25 (46%) were at “High” risk to recidivate.
 - 2 (4%) did not have a recidivism risk level reported.
- Gang Affiliation
 - 2 (4%) had a known gang affiliation.
 - 52 (96%) did not have a known gang affiliation.

District 25 (Leesburg P&P) – All Community Starters

(Includes the Counties of Fauquier, Loudoun, and Rappahannock)



- 507 of the FY2019 community starters had Leesburg P&P as their primary supervision location.
- Gender
 - 382 (75%) Male
 - 125 (25%) Female
- Criminal History (prior to FY2019 community start date)
 - 295 (58%) had no history of state responsible terms of incarceration.
 - 135 (27%) had exactly one term of state responsible incarceration.
 - 42 (8%) had exactly two terms of state responsible incarceration.
 - 35 (7%) had at least three terms of state responsible incarceration.
- DOC Crime Type
 - 71 (14%) had a “Violent” most serious offense.
 - 227 (45%) had a “Property/Public Order” most serious offense.
 - 189 (37%) had a “Drug” most serious offense.
 - 20 (4%) did not have their offense information reported.
- Age on FY2019 Community Start Date
 - 194 (38%) were younger than age 30.
 - 216 (43%) were between ages 30 and 44.
 - 61 (12%) were between ages 45 and 54.
 - 36 (7%) were age 55 or older.
- Supervision Assignment Level
 - 40 (8%) had a “Low” supervision assignment level.
 - 316 (62%) had a “Medium” supervision assignment level.
 - 11 (2%) had an “Elevated” supervision assignment level.
 - 32 (6%) had a “High” supervision assignment level.
 - 108 (21%) did not have a supervision assignment level reported.
- History of Positive Drug Tests for Multiple Drugs (Both Opioids and Cocaine)
 - 88 (17%) had no drug test history or were not tested for opioids or cocaine.
 - 256 (50%) tested negative for opioids or cocaine.
 - 64 (13%) tested positive for opioids only.
 - 48 (9%) tested positive for cocaine only.
 - 51 (10%) tested positive for opioids and cocaine.
- History of Positive Drug Test Results for Meth
 - 5 (1%) tested positive for meth.
 - 502 (99%) were not tested or tested negative for meth.
- COMPAS Recidivism Risk Level
 - 131 (26%) were at “Low” risk to recidivate.
 - 109 (21%) were at “Medium” risk to recidivate.
 - 134 (26%) were at “High” risk to recidivate.
 - 133 (26%) did not have a recidivism risk level reported.
- Gang Affiliation
 - 12 (2%) had a known gang affiliation.
 - 495 (98%) did not have a known gang affiliation.

District 25 (Leesburg P&P) – Recidivating Supervisees

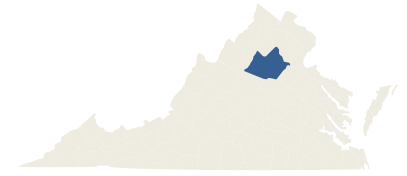
(Includes the Counties of Fauquier, Loudoun, and Rappahannock)



- 65 (12.8%) of the FY2019 community starters from Leesburg P&P were sentenced to a term of state responsible incarceration or violated parole and were sentenced to a term of state responsible incarceration within three years of their community start date.
- Gender
 - 53 (82%) Male
 - 12 (18%) Female
- Criminal History
 - 25 (38%) had no history of state responsible terms of incarceration.
 - 23 (35%) had exactly one term of state responsible incarceration.
 - 9 (14%) had exactly two terms of state responsible incarceration.
 - 8 (12%) had at least three terms of state responsible incarceration.
- DOC Crime Type
 - 11 (17%) had a “Violent” most serious offense.
 - 33 (51%) had a “Property/Public Order” most serious offense.
 - 20 (31%) had a “Drug” most serious offense.
 - 1 (2%) did not have their offense information reported.
- Age on FY2019 Community Start Date
 - 25 (38%) were younger than age 30.
 - 33 (51%) were between ages 30 and 44.
 - 5 (8%) were between ages 45 and 54.
 - 2 (3%) were age 55 or older.
- Supervision Assignment Level
 - 6 (9%) had a “Low” supervision assignment level.
 - 44 (68%) had a “Medium” supervision assignment level.
 - 6 (9%) had an “Elevated” supervision assignment level.
 - 4 (6%) had a “High” supervision assignment level.
 - 5 (8%) did not have a supervision assignment level reported.
- History of Positive Drug Tests for Multiple Drugs (Both Opioids and Cocaine)
 - 8 (12%) had no drug test history or were not tested for opioids or cocaine.
 - 22 (34%) tested negative for opioids or cocaine.
 - 13 (20%) tested positive for opioids only.
 - 11 (17%) tested positive for cocaine only.
 - 11 (17%) tested positive for opioids and cocaine.
- History of Positive Drug Tests for Meth
 - 1 (2%) tested positive for meth.
 - 64 (98%) were not tested or tested negative for meth.
- COMPAS Recidivism Risk Level
 - 6 (9%) were at “Low” risk to recidivate.
 - 21 (32%) were at “Medium” risk to recidivate.
 - 30 (46%) were at “High” risk to recidivate.
 - 8 (12%) did not have a recidivism risk level reported.
- Gang Affiliation
 - 4 (6%) had a known gang affiliation.
 - 61 (94%) did not have a known gang affiliation.

District 26 (Culpeper P&P) – All Community Starters

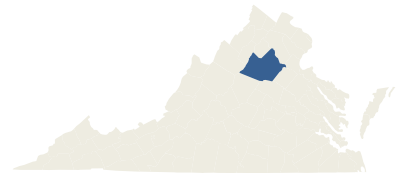
(Includes the Counties of Culpeper, Greene, Madison, and Orange)



- 405 of the FY2019 community starters had Culpeper P&P as their primary supervision location.
- Gender
 - 307 (76%) Male
 - 97 (24%) Female
 - 1 (<1%) Other
- Criminal History (prior to FY2019 community start date)
 - 197 (49%) had no history of state responsible terms of incarceration.
 - 103 (25%) had exactly one term of state responsible incarceration.
 - 73 (18%) had exactly two terms of state responsible incarceration.
 - 32 (8%) had at least three terms of state responsible incarceration.
- DOC Crime Type
 - 85 (21%) had a “Violent” most serious offense.
 - 162 (40%) had a “Property/Public Order” most serious offense.
 - 141 (35%) had a “Drug” most serious offense.
 - 17 (4%) did not have their offense information reported.
- Age on FY2019 Community Start Date
 - 137 (34%) were younger than age 30.
 - 174 (43%) were between ages 30 and 44.
 - 58 (14%) were between ages 45 and 54.
 - 36 (9%) were age 55 or older.
- Supervision Assignment Level
 - 40 (10%) had a “Low” supervision assignment level.
 - 293 (72%) had a “Medium” supervision assignment level.
 - 21 (5%) had an “Elevated” supervision assignment level.
 - 29 (7%) had a “High” supervision assignment level.
 - 22 (5%) did not have a supervision assignment level reported.
- History of Positive Drug Tests for Multiple Drugs (Both Opioids and Cocaine)
 - 9 (2%) had no drug test history or were not tested for opioids or cocaine.
 - 192 (47%) tested negative for opioids or cocaine.
 - 54 (13%) tested positive for opioids only.
 - 83 (20%) tested positive for cocaine only.
 - 67 (17%) tested positive for opioids and cocaine.
- History of Positive Drug Test Results for Meth
 - 4 (1%) tested positive for meth.
 - 401 (99%) were not tested or tested negative for meth.
- COMPAS Recidivism Risk Level
 - 107 (26%) were at “Low” risk to recidivate.
 - 133 (33%) were at “Medium” risk to recidivate.
 - 125 (31%) were at “High” risk to recidivate.
 - 40 (10%) did not have a recidivism risk level reported.
- Gang Affiliation
 - 18 (4%) had a known gang affiliation.
 - 387 (96%) did not have a known gang affiliation.

District 26 (Culpeper P&P) – Recidivating Supervisees

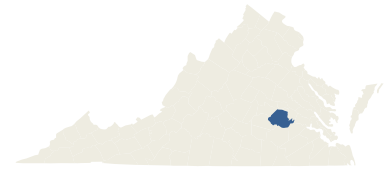
(Includes the Counties of Culpeper, Greene, Madison, and Orange)



- 93 (23.0%) of the FY2019 community starters from Culpeper P&P were sentenced to a term of state responsible incarceration or violated parole and were sentenced to a term of state responsible incarceration within three years of their community start date.
- Gender
 - 76 (82%) Male
 - 17 (18%) Female
- Criminal History
 - 24 (26%) had no history of state responsible terms of incarceration.
 - 28 (30%) had exactly one term of state responsible incarceration.
 - 25 (27%) had exactly two terms of state responsible incarceration.
 - 16 (17%) had at least three terms of state responsible incarceration.
- DOC Crime Type
 - 24 (26%) had a “Violent” most serious offense.
 - 46 (49%) had a “Property/Public Order” most serious offense.
 - 18 (19%) had a “Drug” most serious offense.
 - 5 (5%) did not have their offense information reported.
- Age on FY2019 Community Start Date
 - 28 (30%) were younger than age 30.
 - 50 (54%) were between ages 30 and 44.
 - 10 (11%) were between ages 45 and 54.
 - 5 (5%) were age 55 or older.
- Supervision Assignment Level
 - 6 (6%) had a “Low” supervision assignment level.
 - 59 (63%) had a “Medium” supervision assignment level.
 - 15 (16%) had an “Elevated” supervision assignment level.
 - 11 (12%) had a “High” supervision assignment level.
 - 2 (2%) did not have a supervision assignment level reported.
- History of Positive Drug Tests for Multiple Drugs (Both Opioids and Cocaine)
 - 3 (3%) had no drug test history or were not tested for opioids or cocaine.
 - 33 (35%) tested negative for opioids or cocaine.
 - 7 (8%) tested positive for opioids only.
 - 27 (29%) tested positive for cocaine only.
 - 23 (25%) tested positive for opioids and cocaine.
- History of Positive Drug Tests for Meth
 - 2 (2%) tested positive for meth.
 - 91 (98%) were not tested or tested negative for meth.
- COMPAS Recidivism Risk Level
 - 15 (16%) were at “Low” risk to recidivate.
 - 30 (32%) were at “Medium” risk to recidivate.
 - 44 (47%) were at “High” risk to recidivate.
 - 4 (4%) did not have a recidivism risk level reported.
- Gang Affiliation
 - 6 (6%) had a known gang affiliation.
 - 87 (94%) did not have a known gang affiliation.

District 27 (Chesterfield P&P) – All Community Starters

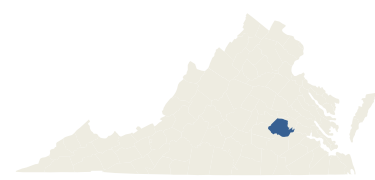
(Includes the County of Chesterfield and the City of Colonial Heights)



- 838 of the FY2019 community starters had Chesterfield P&P as their primary supervision location.
- Gender
 - 653 (78%) Male
 - 184 (22%) Female
 - 1 (<1%) Other
- Criminal History (prior to FY2019 community start date)
 - 404 (48%) had no history of state responsible terms of incarceration.
 - 242 (29%) had exactly one term of state responsible incarceration.
 - 119 (14%) had exactly two terms of state responsible incarceration.
 - 73 (9%) had at least three terms of state responsible incarceration.
- DOC Crime Type
 - 194 (23%) had a “Violent” most serious offense.
 - 372 (44%) had a “Property/Public Order” most serious offense.
 - 241 (29%) had a “Drug” most serious offense.
 - 31 (4%) did not have their offense information reported.
- Age on FY2019 Community Start Date
 - 304 (36%) were younger than age 30.
 - 378 (45%) were between ages 30 and 44.
 - 106 (13%) were between ages 45 and 54.
 - 50 (6%) were age 55 or older.
- Supervision Assignment Level
 - 28 (3%) had a “Low” supervision assignment level.
 - 678 (81%) had a “Medium” supervision assignment level.
 - 28 (3%) had an “Elevated” supervision assignment level.
 - 63 (8%) had a “High” supervision assignment level.
 - 41 (5%) did not have a supervision assignment level reported.
- History of Positive Drug Tests for Multiple Drugs (Both Opioids and Cocaine)
 - 65 (8%) had no drug test history or were not tested for opioids or cocaine.
 - 396 (47%) tested negative for opioids or cocaine.
 - 110 (13%) tested positive for opioids only.
 - 103 (12%) tested positive for cocaine only.
 - 164 (20%) tested positive for opioids and cocaine.
- History of Positive Drug Test Results for Meth
 - 4 (<1%) tested positive for meth.
 - 834 (>99%) were not tested or tested negative for meth.
- COMPAS Recidivism Risk Level
 - 203 (24%) were at “Low” risk to recidivate.
 - 264 (32%) were at “Medium” risk to recidivate.
 - 250 (30%) were at “High” risk to recidivate.
 - 121 (14%) did not have a recidivism risk level reported.
- Gang Affiliation
 - 57 (7%) had a known gang affiliation.
 - 781 (93%) did not have a known gang affiliation.

District 27 (Chesterfield P&P) – Recidivating Supervisees

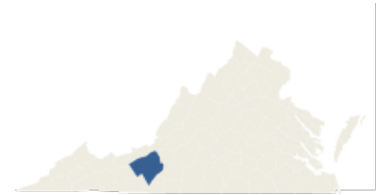
(Includes the County of Chesterfield and the City of Colonial Heights)



- 169 (20.2%) of the FY2019 community starters from Chesterfield P&P were sentenced to a term of state responsible incarceration or violated parole and were sentenced to a term of state responsible incarceration within three years of their community start date.
- Gender
 - 146 (86%) Male
 - 23 (14%) Female
- Criminal History
 - 52 (31%) had no history of state responsible terms of incarceration.
 - 49 (29%) had exactly one term of state responsible incarceration.
 - 47 (28%) had exactly two terms of state responsible incarceration.
 - 21 (12%) had at least three terms of state responsible incarceration.
- DOC Crime Type
 - 46 (27%) had a “Violent” most serious offense.
 - 82 (49%) had a “Property/Public Order” most serious offense.
 - 41 (24%) had a “Drug” most serious offense.
- Age on FY2019 Community Start Date
 - 71 (42%) were younger than age 30.
 - 75 (44%) were between ages 30 and 44.
 - 19 (11%) were between ages 45 and 54.
 - 4 (2%) were age 55 or older.
- Supervision Assignment Level
 - 2 (1%) had a “Low” supervision assignment level.
 - 124 (73%) had a “Medium” supervision assignment level.
 - 19 (11%) had an “Elevated” supervision assignment level.
 - 22 (13%) had a “High” supervision assignment level.
 - 2 (1%) did not have a supervision assignment level reported.
- History of Positive Drug Tests for Multiple Drugs (Both Opioids and Cocaine)
 - 9 (5%) had no drug test history or were not tested for opioids or cocaine.
 - 61 (36%) tested negative for opioids or cocaine.
 - 26 (15%) tested positive for opioids only.
 - 28 (17%) tested positive for cocaine only.
 - 45 (27%) tested positive for opioids and cocaine.
- History of Positive Drug Tests for Meth
 - 1 (1%) tested positive for meth.
 - 168 (99%) were not tested or tested negative for meth.
- COMPAS Recidivism Risk Level
 - 29 (17%) were at “Low” risk to recidivate.
 - 60 (36%) were at “Medium” risk to recidivate.
 - 70 (41%) were at “High” risk to recidivate.
 - 10 (6%) did not have a recidivism risk level reported.
- Gang Affiliation
 - 25 (15%) had a known gang affiliation.
 - 144 (85%) did not have a known gang affiliation.

District 28 (Radford P&P) – All Community Starters

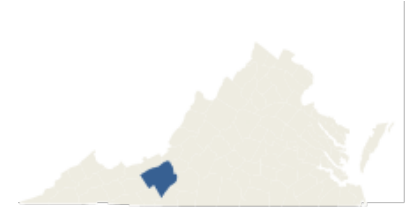
(Includes the Counties of Montgomery, Floyd, and Pulaski, and the City of Radford)



- 533 of the FY2019 community starters had Radford P&P as their primary supervision location.
- Gender
 - 379 (71%) Male
 - 152 (29%) Female
 - 2 (<1%) Other
- Criminal History (prior to FY2019 community start date)
 - 278 (52%) had no history of state responsible terms of incarceration.
 - 130 (24%) had exactly one term of state responsible incarceration.
 - 66 (12%) had exactly two terms of state responsible incarceration.
 - 59 (11%) had at least three terms of state responsible incarceration.
- DOC Crime Type
 - 123 (23%) had a “Violent” most serious offense.
 - 213 (40%) had a “Property/Public Order” most serious offense.
 - 185 (35%) had a “Drug” most serious offense.
 - 12 (2%) did not have their offense information reported.
- Age on FY2019 Community Start Date
 - 170 (32%) were younger than age 30.
 - 244 (46%) were between ages 30 and 44.
 - 88 (17%) were between ages 45 and 54.
 - 31 (6%) were age 55 or older.
- Supervision Assignment Level
 - 33 (6%) had a “Low” supervision assignment level.
 - 405 (76%) had a “Medium” supervision assignment level.
 - 24 (5%) had an “Elevated” supervision assignment level.
 - 36 (7%) had a “High” supervision assignment level.
 - 35 (7%) did not have a supervision assignment level reported.
- History of Positive Drug Tests for Multiple Drugs (Both Opioids and Cocaine)
 - 33 (6%) had no drug test history or were not tested for opioids or cocaine.
 - 274 (51%) tested negative for opioids or cocaine.
 - 127 (24%) tested positive for opioids only.
 - 46 (9%) tested positive for cocaine only.
 - 53 (10%) tested positive for opioids and cocaine.
- History of Positive Drug Test Results for Meth
 - 18 (3%) tested positive for meth.
 - 515 (97%) were not tested or tested negative for meth.
- COMPAS Recidivism Risk Level
 - 149 (28%) were at “Low” risk to recidivate.
 - 180 (34%) were at “Medium” risk to recidivate.
 - 149 (28%) were at “High” risk to recidivate.
 - 55 (10%) did not have a recidivism risk level reported.
- Gang Affiliation
 - 11 (2%) had a known gang affiliation.
 - 522 (98%) did not have a known gang affiliation.

District 28 (Radford P&P) – Recidivating Supervisees

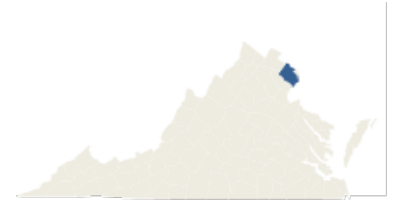
(Includes the Counties of Montgomery, Floyd, and Pulaski, and the City of Radford)



- 126 (23.6%) of the FY2019 community starters from Radford P&P were sentenced to a term of state responsible incarceration or violated parole and were sentenced to a term of state responsible incarceration within three years of their community start date.
- Gender
 - 102 (81%) Male
 - 24 (19%) Female
- Criminal History
 - 52 (41%) had no history of state responsible terms of incarceration.
 - 31 (25%) had exactly one term of state responsible incarceration.
 - 23 (18%) had exactly two terms of state responsible incarceration.
 - 20 (16%) had at least three terms of state responsible incarceration.
- DOC Crime Type
 - 30 (24%) had a “Violent” most serious offense.
 - 49 (39%) had a “Property/Public Order” most serious offense.
 - 43 (34%) had a “Drug” most serious offense.
 - 4 (3%) did not have their offense information reported.
- Age on FY2019 Community Start Date
 - 44 (35%) were younger than age 30.
 - 64 (51%) were between ages 30 and 44.
 - 15 (12%) were between ages 45 and 54.
 - 3 (2%) were age 55 or older.
- Supervision Assignment Level
 - 1 (1%) had a “Low” supervision assignment level.
 - 94 (75%) had a “Medium” supervision assignment level.
 - 16 (13%) had an “Elevated” supervision assignment level.
 - 13 (10%) had a “High” supervision assignment level.
 - 2 (2%) did not have a supervision assignment level reported.
- History of Positive Drug Tests for Multiple Drugs (Both Opioids and Cocaine)
 - 5 (4%) had no drug test history or were not tested for opioids or cocaine.
 - 68 (54%) tested negative for opioids or cocaine.
 - 22 (17%) tested positive for opioids only.
 - 13 (10%) tested positive for cocaine only.
 - 18 (14%) tested positive for opioids and cocaine.
- History of Positive Drug Tests for Meth
 - 9 (7%) tested positive for meth.
 - 117 (93%) were not tested or tested negative for meth.
- COMPAS Recidivism Risk Level
 - 26 (21%) were at “Low” risk to recidivate.
 - 46 (37%) were at “Medium” risk to recidivate.
 - 52 (41%) were at “High” risk to recidivate.
 - 2 (2%) did not have a recidivism risk level reported.
- Gang Affiliation
 - 5 (4%) had a known gang affiliation.
 - 121 (96%) did not have a known gang affiliation.

District 29 (Fairfax P&P) – All Community Starters

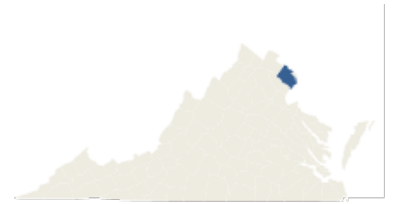
(Includes the County of Fairfax and the City of Fairfax)



- 1,071 of the FY2019 community starters had Fairfax P&P as their primary supervision location.
- Gender
 - 857 (80%) Male
 - 214 (20%) Female
- Criminal History (prior to FY2019 community start date)
 - 711 (66%) had no history of state responsible terms of incarceration.
 - 251 (23%) had exactly one term of state responsible incarceration.
 - 50 (5%) had exactly two terms of state responsible incarceration.
 - 59 (6%) had at least three terms of state responsible incarceration.
- DOC Crime Type
 - 158 (15%) had a “Violent” most serious offense.
 - 445 (42%) had a “Property/Public Order” most serious offense.
 - 352 (33%) had a “Drug” most serious offense.
 - 116 (11%) did not have their offense information reported.
- Age on FY2019 Community Start Date
 - 520 (49%) were younger than age 30.
 - 354 (33%) were between ages 30 and 44.
 - 116 (11%) were between ages 45 and 54.
 - 81 (8%) were age 55 or older.
- Supervision Assignment Level
 - 127 (12%) had a “Low” supervision assignment level.
 - 521 (49%) had a “Medium” supervision assignment level.
 - 27 (3%) had an “Elevated” supervision assignment level.
 - 136 (13%) had a “High” supervision assignment level.
 - 260 (24%) did not have a supervision assignment level reported.
- History of Positive Drug Tests for Multiple Drugs (Both Opioids and Cocaine)
 - 170 (16%) had no drug test history or were not tested for opioids or cocaine.
 - 659 (61%) tested negative for opioids or cocaine.
 - 55 (5%) tested positive for opioids only.
 - 112 (10%) tested positive for cocaine only.
 - 75 (7%) tested positive for opioids and cocaine.
- History of Positive Drug Test Results for Meth
 - 2 (<1%) tested positive for meth.
 - 1,069 (>99%) were not tested or tested negative for meth.
- COMPAS Recidivism Risk Level
 - 257 (24%) were at “Low” risk to recidivate.
 - 215 (20%) were at “Medium” risk to recidivate.
 - 242 (23%) were at “High” risk to recidivate.
 - 357 (33%) did not have a recidivism risk level reported.
- Gang Affiliation
 - 35 (3%) had a known gang affiliation.
 - 1,036 (97%) did not have a known gang affiliation.

District 29 (Fairfax P&P) – Recidivating Supervisees

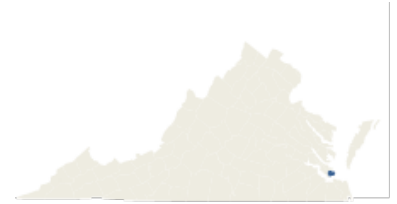
(Includes the County of Fairfax and the City of Fairfax)



- 52 (4.9%) of the FY2019 community starters from Fairfax P&P were sentenced to a term of state responsible incarceration or violated parole and were sentenced to a term of state responsible incarceration within three years of their community start date.
- Gender
 - 44 (85%) Male
 - 8 (15%) Female
- Criminal History
 - 28 (54%) had no history of state responsible terms of incarceration.
 - 13 (25%) had exactly one term of state responsible incarceration.
 - 4 (8%) had exactly two terms of state responsible incarceration.
 - 7 (13%) had at least three terms of state responsible incarceration.
- DOC Crime Type
 - 9 (17%) had a “Violent” most serious offense.
 - 29 (56%) had a “Property/Public Order” most serious offense.
 - 12 (23%) had a “Drug” most serious offense.
 - 2 (4%) did not have their offense information reported.
- Age on FY2019 Community Start Date
 - 27 (52%) were younger than age 30.
 - 18 (35%) were between ages 30 and 44.
 - 6 (12%) were between ages 45 and 54.
 - 1 (2%) was age 55 or older.
- Supervision Assignment Level
 - 8 (15%) had a “Low” supervision assignment level.
 - 23 (44%) had a “Medium” supervision assignment level.
 - 4 (8%) had an “Elevated” supervision assignment level.
 - 13 (25%) had a “High” supervision assignment level.
 - 4 (8%) did not have a supervision assignment level reported.
- History of Positive Drug Tests for Multiple Drugs (Both Opioids and Cocaine)
 - 11 (21%) had no drug test history or were not tested for opioids or cocaine.
 - 20 (38%) tested negative for opioids or cocaine.
 - 3 (6%) tested positive for opioids only.
 - 14 (27%) tested positive for cocaine only.
 - 4 (8%) tested positive for opioids and cocaine.
- History of Positive Drug Tests for Meth
 - 52 (100%) were not tested or tested negative for meth.
- COMPAS Recidivism Risk Level
 - 6 (12%) were at “Low” risk to recidivate.
 - 14 (27%) were at “Medium” risk to recidivate.
 - 26 (50%) were at “High” risk to recidivate.
 - 6 (12%) did not have a recidivism risk level reported.
- Gang Affiliation
 - 4 (8%) had a known gang affiliation.
 - 48 (92%) did not have a known gang affiliation.

District 30 (Hampton P&P) – All Community Starters

(Includes the City of Hampton)



- 368 of the FY2019 community starters had Hampton P&P as their primary supervision location.
- Gender
 - 290 (79%) Male
 - 78 (21%) Female
- Criminal History (prior to FY2019 community start date)
 - 126 (34%) had no history of state responsible terms of incarceration.
 - 130 (35%) had exactly one term of state responsible incarceration.
 - 55 (15%) had exactly two terms of state responsible incarceration.
 - 57 (15%) had at least three terms of state responsible incarceration.
- DOC Crime Type
 - 110 (30%) had a “Violent” most serious offense.
 - 171 (46%) had a “Property/Public Order” most serious offense.
 - 74 (20%) had a “Drug” most serious offense.
 - 13 (4%) did not have their offense information reported.
- Age on FY2019 Community Start Date
 - 104 (28%) were younger than age 30.
 - 154 (42%) were between ages 30 and 44.
 - 71 (19%) were between ages 45 and 54.
 - 39 (11%) were age 55 or older.
- Supervision Assignment Level
 - 32 (9%) had a “Low” supervision assignment level.
 - 249 (68%) had a “Medium” supervision assignment level.
 - 9 (2%) had an “Elevated” supervision assignment level.
 - 47 (13%) had a “High” supervision assignment level.
 - 31 (8%) did not have a supervision assignment level reported.
- History of Positive Drug Tests for Multiple Drugs (Both Opioids and Cocaine)
 - 8 (2%) had no drug test history or were not tested for opioids or cocaine.
 - 181 (49%) tested negative for opioids or cocaine.
 - 26 (7%) tested positive for opioids only.
 - 99 (27%) tested positive for cocaine only.
 - 54 (15%) tested positive for opioids and cocaine.
- History of Positive Drug Test Results for Meth
 - 2 (1%) tested positive for meth.
 - 366 (99%) were not tested or tested negative for meth.
- COMPAS Recidivism Risk Level
 - 63 (17%) were at “Low” risk to recidivate.
 - 109 (30%) were at “Medium” risk to recidivate.
 - 128 (35%) were at “High” risk to recidivate.
 - 68 (19%) did not have a recidivism risk level reported.
- Gang Affiliation
 - 27 (7%) had a known gang affiliation.
 - 341 (93%) did not have a known gang affiliation.

District 30 (Hampton P&P) – Recidivating Supervisees

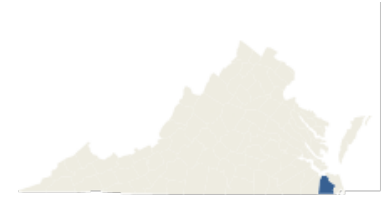
(Includes the City of Hampton)

- 55 (14.9%) of the FY2019 community starters from Hampton P&P were sentenced to a term of state responsible incarceration or violated parole and were sentenced to a term of state responsible incarceration within three years of their community start date.
- Gender
 - 46 (84%) Male
 - 9 (16%) Female
- Criminal History
 - 10 (18%) had no history of state responsible terms of incarceration.
 - 14 (25%) had exactly one term of state responsible incarceration.
 - 13 (24%) had exactly two terms of state responsible incarceration.
 - 18 (33%) had at least three terms of state responsible incarceration.
- DOC Crime Type
 - 13 (24%) had a “Violent” most serious offense.
 - 31 (56%) had a “Property/Public Order” most serious offense.
 - 10 (18%) had a “Drug” most serious offense.
 - 1 (2%) did not have their offense information reported.
- Age on FY2019 Community Start Date
 - 10 (18%) were younger than age 30.
 - 38 (69%) were between ages 30 and 44.
 - 5 (9%) were between ages 45 and 54.
 - 2 (4%) were age 55 or older.
- Supervision Assignment Level
 - 1 (2%) had a “Low” supervision assignment level.
 - 31 (56%) had a “Medium” supervision assignment level.
 - 6 (11%) had an “Elevated” supervision assignment level.
 - 16 (29%) had a “High” supervision assignment level.
 - 1 (2%) did not have a supervision assignment level reported.
- History of Positive Drug Tests for Multiple Drugs (Both Opioids and Cocaine)
 - 1 (2%) had no drug test history or were not tested for opioids or cocaine.
 - 16 (29%) tested negative for opioids or cocaine.
 - 3 (5%) tested positive for opioids only.
 - 22 (40%) tested positive for cocaine only.
 - 13 (24%) tested positive for opioids and cocaine.
- History of Positive Drug Tests for Meth
 - 1 (2%) tested positive for meth.
 - 54 (98%) were not tested or tested negative for meth.
- COMPAS Recidivism Risk Level
 - 4 (7%) were at “Low” risk to recidivate.
 - 9 (16%) were at “Medium” risk to recidivate.
 - 39 (71%) were at “High” risk to recidivate.
 - 3 (5%) did not have a recidivism risk level reported.
- Gang Affiliation
 - 7 (13%) had a known gang affiliation.
 - 48 (87%) did not have a known gang affiliation.



District 31 (Chesapeake P&P) – All Community Starters

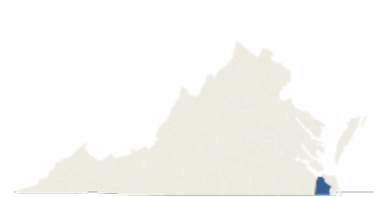
(Includes the City of Chesapeake)



- 845 of the FY2019 community starters had Chesapeake P&P as their primary supervision location.
- Gender
 - 646 (76%) Male
 - 197 (23%) Female
 - 2 (<1%) Other
- Criminal History (prior to FY2019 community start date)
 - 346 (41%) had no history of state responsible terms of incarceration.
 - 251 (30%) had exactly one term of state responsible incarceration.
 - 119 (14%) had exactly two terms of state responsible incarceration.
 - 129 (15%) had at least three terms of state responsible incarceration.
- DOC Crime Type
 - 183 (22%) had a “Violent” most serious offense.
 - 404 (48%) had a “Property/Public Order” most serious offense.
 - 249 (29%) had a “Drug” most serious offense.
 - 9 (1%) did not have their offense information reported.
- Age on FY2019 Community Start Date
 - 245 (29%) were younger than age 30.
 - 398 (47%) were between ages 30 and 44.
 - 133 (16%) were between ages 45 and 54.
 - 69 (8%) were age 55 or older.
- Supervision Assignment Level
 - 25 (3%) had a “Low” supervision assignment level.
 - 554 (66%) had a “Medium” supervision assignment level.
 - 27 (3%) had an “Elevated” supervision assignment level.
 - 128 (15%) had a “High” supervision assignment level.
 - 111 (13%) did not have a supervision assignment level reported.
- History of Positive Drug Tests for Multiple Drugs (Both Opioids and Cocaine)
 - 84 (10%) had no drug test history or were not tested for opioids or cocaine.
 - 363 (43%) tested negative for opioids or cocaine.
 - 72 (9%) tested positive for opioids only.
 - 171 (20%) tested positive for cocaine only.
 - 155 (18%) tested positive for opioids and cocaine.
- History of Positive Drug Test Results for Meth
 - 14 (2%) tested positive for meth.
 - 831 (98%) were not tested or tested negative for meth.
- COMPAS Recidivism Risk Level
 - 200 (24%) were at “Low” risk to recidivate.
 - 288 (34%) were at “Medium” risk to recidivate.
 - 236 (28%) were at “High” risk to recidivate.
 - 121 (14%) did not have a recidivism risk level reported.
- Gang Affiliation
 - 49 (6%) had a known gang affiliation.
 - 796 (94%) did not have a known gang affiliation.

District 31 (Chesapeake P&P) – Recidivating Supervisees

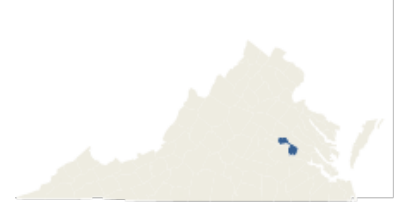
(Includes the City of Chesapeake)



- 223 (26.4%) of the FY2019 community starters from Chesapeake P&P were sentenced to a term of state responsible incarceration or violated parole and were sentenced to a term of state responsible incarceration within three years of their community start date.
- Gender
 - 180 (81%) Male
 - 43 (19%) Female
- Criminal History
 - 61 (27%) had no history of state responsible terms of incarceration.
 - 73 (33%) had exactly one term of state responsible incarceration.
 - 41 (18%) had exactly two terms of state responsible incarceration.
 - 48 (22%) had at least three terms of state responsible incarceration.
- DOC Crime Type
 - 40 (18%) had a “Violent” most serious offense.
 - 119 (53%) had a “Property/Public Order” most serious offense.
 - 64 (29%) had a “Drug” most serious offense.
- Age on FY2019 Community Start Date
 - 58 (26%) were younger than age 30.
 - 112 (50%) were between ages 30 and 44.
 - 31 (14%) were between ages 45 and 54.
 - 22 (10%) were age 55 or older.
- Supervision Assignment Level
 - 160 (72%) had a “Medium” supervision assignment level.
 - 19 (9%) had an “Elevated” supervision assignment level.
 - 40 (18%) had a “High” supervision assignment level.
 - 4 (2%) did not have a supervision assignment level reported.
- History of Positive Drug Tests for Multiple Drugs (Both Opioids and Cocaine)
 - 14 (6%) had no drug test history or were not tested for opioids or cocaine.
 - 71 (32%) tested negative for opioids or cocaine.
 - 24 (11%) tested positive for opioids only.
 - 59 (26%) tested positive for cocaine only.
 - 55 (25%) tested positive for opioids and cocaine.
- History of Positive Drug Tests for Meth
 - 4 (2%) tested positive for meth.
 - 219 (98%) were not tested or tested negative for meth.
- COMPAS Recidivism Risk Level
 - 45 (20%) were at “Low” risk to recidivate.
 - 86 (39%) were at “Medium” risk to recidivate.
 - 82 (37%) were at “High” risk to recidivate.
 - 10 (4%) did not have a recidivism risk level reported.
- Gang Affiliation
 - 19 (9%) had a known gang affiliation.
 - 204 (91%) did not have a known gang affiliation.

District 32 (Henrico P&P) – All Community Starters

(Includes the County of Henrico)

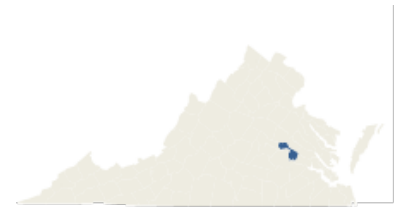


- 941 of the FY2019 community starters had Henrico P&P as their primary supervision location.
- Gender
 - 757 (80%) Male
 - 183 (19%) Female
 - 1 (<1%) Other
- Criminal History (prior to FY2019 community start date)
 - 368 (39%) had no history of state responsible terms of incarceration.
 - 308 (33%) had exactly one term of state responsible incarceration.
 - 153 (16%) had exactly two terms of state responsible incarceration.
 - 112 (12%) had at least three terms of state responsible incarceration.
- DOC Crime Type
 - 256 (27%) had a “Violent” most serious offense.
 - 350 (37%) had a “Property/Public Order” most serious offense.
 - 331 (35%) had a “Drug” most serious offense.
 - 4 (<1%) did not have their offense information reported.
- Age on FY2019 Community Start Date
 - 306 (33%) were younger than age 30.
 - 414 (44%) were between ages 30 and 44.
 - 156 (17%) were between ages 45 and 54.
 - 65 (7%) were age 55 or older.
- Supervision Assignment Level
 - 28 (3%) had a “Low” supervision assignment level.
 - 764 (81%) had a “Medium” supervision assignment level.
 - 39 (4%) had an “Elevated” supervision assignment level.
 - 75 (8%) had a “High” supervision assignment level.
 - 35 (4%) did not have a supervision assignment level reported.
- History of Positive Drug Tests for Multiple Drugs (Both Opioids and Cocaine)
 - 49 (5%) had no drug test history or were not tested for opioids or cocaine.
 - 398 (42%) tested negative for opioids or cocaine.
 - 100 (11%) tested positive for opioids only.
 - 133 (14%) tested positive for cocaine only.
 - 261 (28%) tested positive for opioids and cocaine.
- History of Positive Drug Test Results for Meth
 - 4 (<1%) tested positive for meth.
 - 937 (>99%) were not tested or tested negative for meth.
- COMPAS Recidivism Risk Level
 - 195 (21%) were at “Low” risk to recidivate.
 - 352 (37%) were at “Medium” risk to recidivate.
 - 279 (30%) were at “High” risk to recidivate.
 - 115 (12%) did not have a recidivism risk level reported.
- Gang Affiliation
 - 79 (8%) had a known gang affiliation.
 - 862 (92%) did not have a known gang affiliation.

District 32 (Henrico P&P) – Recidivating Supervisees

(Includes the County of Henrico)

- 186 (19.8%) of the FY2019 community starters from Henrico P&P were sentenced to a term of state responsible incarceration or violated parole and were sentenced to a term of state responsible incarceration within three years of their community start date.
- Gender
 - 160 (86%) Male
 - 26 (14%) Female
- Criminal History
 - 46 (25%) had no history of state responsible terms of incarceration.
 - 54 (29%) had exactly one term of state responsible incarceration.
 - 40 (22%) had exactly two terms of state responsible incarceration.
 - 46 (25%) had at least three terms of state responsible incarceration.
- DOC Crime Type
 - 54 (29%) had a “Violent” most serious offense.
 - 83 (45%) had a “Property/Public Order” most serious offense.
 - 49 (26%) had a “Drug” most serious offense.
- Age on FY2019 Community Start Date
 - 68 (37%) were younger than age 30.
 - 75 (40%) were between ages 30 and 44.
 - 36 (19%) were between ages 45 and 54.
 - 7 (4%) were age 55 or older.
- Supervision Assignment Level
 - 1 (1%) had a “Low” supervision assignment level.
 - 130 (70%) had a “Medium” supervision assignment level.
 - 24 (13%) had an “Elevated” supervision assignment level.
 - 30 (16%) had a “High” supervision assignment level.
 - 1 (1%) did not have a supervision assignment level reported.
- History of Positive Drug Tests for Multiple Drugs (Both Opioids and Cocaine)
 - 9 (5%) had no drug test history or were not tested for opioids or cocaine.
 - 45 (24%) tested negative for opioids or cocaine.
 - 19 (10%) tested positive for opioids only.
 - 31 (17%) tested positive for cocaine only.
 - 82 (44%) tested positive for opioids and cocaine.
- History of Positive Drug Tests for Meth
 - 186 (100%) were not tested or tested negative for meth.
- COMPAS Recidivism Risk Level
 - 22 (12%) were at “Low” risk to recidivate.
 - 68 (37%) were at “Medium” risk to recidivate.
 - 85 (46%) were at “High” risk to recidivate.
 - 11 (6%) did not have a recidivism risk level reported.
- Gang Affiliation
 - 29 (16%) had a known gang affiliation.
 - 157 (84%) did not have a known gang affiliation.



District 33 (Warsaw P&P) – All Community Starters

(Includes the Counties of Essex, Lancaster, Northumberland, Richmond, and Westmoreland)



- 186 of the FY2019 community starters had Warsaw P&P as their primary supervision location.
- Gender
 - 150 (81%) Male
 - 36 (19%) Female
- Criminal History (prior to FY2019 community start date)
 - 71 (38%) had no history of state responsible terms of incarceration.
 - 58 (31%) had exactly one term of state responsible incarceration.
 - 34 (18%) had exactly two terms of state responsible incarceration.
 - 23 (12%) had at least three terms of state responsible incarceration.
- DOC Crime Type
 - 46 (25%) had a “Violent” most serious offense.
 - 72 (39%) had a “Property/Public Order” most serious offense.
 - 66 (35%) had a “Drug” most serious offense.
 - 2 (1%) did not have their offense information reported.
- Age on FY2019 Community Start Date
 - 58 (31%) were younger than age 30.
 - 91 (49%) were between ages 30 and 44.
 - 26 (14%) were between ages 45 and 54.
 - 11 (6%) were age 55 or older.
- Supervision Assignment Level
 - 9 (5%) had a “Low” supervision assignment level.
 - 136 (73%) had a “Medium” supervision assignment level.
 - 3 (2%) had an “Elevated” supervision assignment level.
 - 26 (14%) had a “High” supervision assignment level.
 - 12 (6%) did not have a supervision assignment level reported.
- History of Positive Drug Tests for Multiple Drugs (Both Opioids and Cocaine)
 - 4 (2%) had no drug test history or were not tested for opioids or cocaine.
 - 79 (42%) tested negative for opioids or cocaine.
 - 33 (18%) tested positive for opioids only.
 - 37 (20%) tested positive for cocaine only.
 - 33 (18%) tested positive for opioids and cocaine.
- History of Positive Drug Test Results for Meth
 - 1 (1%) tested positive for meth.
 - 185 (99%) were not tested or tested negative for meth.
- COMPAS Recidivism Risk Level
 - 45 (24%) were at “Low” risk to recidivate.
 - 62 (33%) were at “Medium” risk to recidivate.
 - 63 (34%) were at “High” risk to recidivate.
 - 16 (9%) did not have a recidivism risk level reported.
- Gang Affiliation
 - 8 (4%) had a known gang affiliation.
 - 178 (96%) did not have a known gang affiliation.

District 33 (Warsaw P&P) – Recidivating Supervisees

(Includes the Counties of Essex, Lancaster, Northumberland, Richmond, and Westmoreland)



- 35 (18.8%) of the FY2019 community starters from Warsaw P&P were sentenced to a term of state responsible incarceration or violated parole and were sentenced to a term of state responsible incarceration within three years of their community start date.
- Gender
 - 32 (91%) Male
 - 3 (9%) Female
- Criminal History
 - 12 (34%) had no history of state responsible terms of incarceration.
 - 8 (23%) had exactly one term of state responsible incarceration.
 - 8 (23%) had exactly two terms of state responsible incarceration.
 - 7 (20%) had at least three terms of state responsible incarceration.
- DOC Crime Type
 - 7 (20%) had a “Violent” most serious offense.
 - 18 (51%) had a “Property/Public Order” most serious offense.
 - 9 (26%) had a “Drug” most serious offense.
 - 1 (3%) did not have their offense information reported.
- Age on FY2019 Community Start Date
 - 13 (37%) were younger than age 30.
 - 19 (54%) were between ages 30 and 44.
 - 2 (6%) were between ages 45 and 54.
 - 1 (3%) was age 55 or older.
- Supervision Assignment Level
 - 25 (71%) had a “Medium” supervision assignment level.
 - 1 (3%) had an “Elevated” supervision assignment level.
 - 7 (20%) had a “High” supervision assignment level.
 - 2 (6%) did not have a supervision assignment level reported.
- History of Positive Drug Tests for Multiple Drugs (Both Opioids and Cocaine)
 - 2 (6%) had no drug test history or were not tested for opioids or cocaine.
 - 16 (46%) tested negative for opioids or cocaine.
 - 3 (9%) tested positive for opioids only.
 - 10 (29%) tested positive for cocaine only.
 - 4 (11%) tested positive for opioids and cocaine.
- History of Positive Drug Tests for Meth
 - 35 (100%) were not tested or tested negative for meth.
- COMPAS Recidivism Risk Level
 - 8 (23%) were at “Low” risk to recidivate.
 - 11 (31%) were at “Medium” risk to recidivate.
 - 14 (40%) were at “High” risk to recidivate.
 - 2 (6%) did not have a recidivism risk level reported.
- Gang Affiliation
 - 3 (9%) had a known gang affiliation.
 - 32 (91%) did not have a known gang affiliation.

District 34 (Williamsburg P&P) – All Community Starters

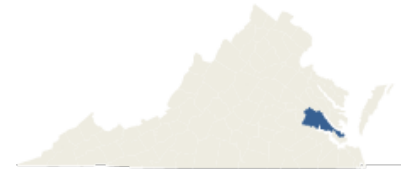
(Includes the Counties of Charles City, James City, New Kent, and York, and the Cities of Poquoson and Williamsburg)



- 333 of the FY2019 community starters had Williamsburg P&P as their primary supervision location.
- Gender
 - 271 (81%) Male
 - 61 (18%) Female
 - 1 (<1%) Other
- Criminal History (prior to FY2019 community start date)
 - 174 (52%) had no history of state responsible terms of incarceration.
 - 77 (23%) had exactly one term of state responsible incarceration.
 - 46 (14%) had exactly two terms of state responsible incarceration.
 - 36 (11%) had at least three terms of state responsible incarceration.
- DOC Crime Type
 - 79 (24%) had a “Violent” most serious offense.
 - 152 (46%) had a “Property/Public Order” most serious offense.
 - 74 (22%) had a “Drug” most serious offense.
 - 28 (8%) did not have their offense information reported.
- Age on FY2019 Community Start Date
 - 132 (40%) were younger than age 30.
 - 134 (40%) were between ages 30 and 44.
 - 49 (15%) were between ages 45 and 54.
 - 18 (5%) were age 55 or older.
- Supervision Assignment Level
 - 12 (4%) had a “Low” supervision assignment level.
 - 234 (70%) had a “Medium” supervision assignment level.
 - 5 (2%) had an “Elevated” supervision assignment level.
 - 43 (13%) had a “High” supervision assignment level.
 - 39 (12%) did not have a supervision assignment level reported.
- History of Positive Drug Tests for Multiple Drugs (Both Opioids and Cocaine)
 - 25 (8%) had no drug test history or were not tested for opioids or cocaine.
 - 194 (58%) tested negative for opioids or cocaine.
 - 20 (6%) tested positive for opioids only.
 - 64 (19%) tested positive for cocaine only.
 - 30 (9%) tested positive for opioids and cocaine.
- History of Positive Drug Test Results for Meth
 - 1 (<1%) tested positive for meth.
 - 332 (>99%) were not tested or tested negative for meth.
- COMPAS Recidivism Risk Level
 - 87 (26%) were at “Low” risk to recidivate.
 - 101 (30%) were at “Medium” risk to recidivate.
 - 96 (29%) were at “High” risk to recidivate.
 - 49 (15%) did not have a recidivism risk level reported.
- Gang Affiliation
 - 24 (7%) had a known gang affiliation.
 - 309 (93%) did not have a known gang affiliation.

District 34 (Williamsburg P&P) – Recidivating Supervisees

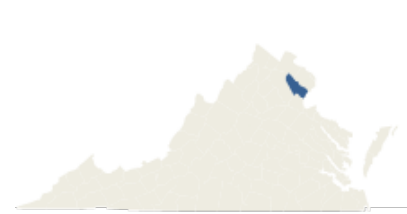
(Includes the Counties of Charles City, James City, New Kent, and York, and the Cities of Poquoson and Williamsburg)



- 76 (22.8%) of the FY2019 community starters from Williamsburg P&P were sentenced to a term of state responsible incarceration or violated parole and were sentenced to a term of state responsible incarceration within three years of their community start date.
- Gender
 - 65 (86%) Male
 - 11 (14%) Female
- Criminal History
 - 26 (34%) had no history of state responsible terms of incarceration.
 - 21 (28%) had exactly one term of state responsible incarceration.
 - 15 (20%) had exactly two terms of state responsible incarceration.
 - 14 (18%) had at least three terms of state responsible incarceration.
- DOC Crime Type
 - 17 (22%) had a “Violent” most serious offense.
 - 48 (63%) had a “Property/Public Order” most serious offense.
 - 8 (11%) had a “Drug” most serious offense.
 - 3 (4%) did not have their offense information reported.
- Age on FY2019 Community Start Date
 - 32 (42%) were younger than age 30.
 - 34 (45%) were between ages 30 and 44.
 - 8 (11%) were between ages 45 and 54.
 - 2 (3%) were age 55 or older.
- Supervision Assignment Level
 - 53 (70%) had a “Medium” supervision assignment level.
 - 4 (5%) had an “Elevated” supervision assignment level.
 - 18 (24%) had a “High” supervision assignment level.
 - 1 (1%) did not have a supervision assignment level reported.
- History of Positive Drug Tests for Multiple Drugs (Both Opioids and Cocaine)
 - 5 (6%) had no drug test history or were not tested for opioids or cocaine.
 - 32 (42%) tested negative for opioids or cocaine.
 - 6 (8%) tested positive for opioids only.
 - 24 (32%) tested positive for cocaine only.
 - 9 (12%) tested positive for opioids and cocaine.
- History of Positive Drug Tests for Meth
 - 76 (100%) were not tested or tested negative for meth.
- COMPAS Recidivism Risk Level
 - 14 (18%) were at “Low” risk to recidivate.
 - 23 (30%) were at “Medium” risk to recidivate.
 - 36 (47%) were at “High” risk to recidivate.
 - 3 (4%) did not have a recidivism risk level reported.
- Gang Affiliation
 - 7 (9%) had a known gang affiliation.
 - 69 (91%) did not have a known gang affiliation.

District 35 (Manassas P&P) – All Community Starters

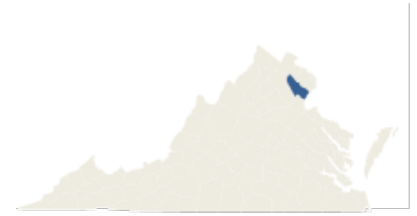
(Includes the County of Prince William and the Cities of Manassas and Manassas Park)



- 728 of the FY2019 community starters had Manassas P&P as their primary supervision location.
- Gender
 - 607 (83%) Male
 - 121 (17%) Female
- Criminal History (prior to FY2019 community start date)
 - 378 (52%) had no history of state responsible terms of incarceration.
 - 218 (30%) had exactly one term of state responsible incarceration.
 - 73 (10%) had exactly two terms of state responsible incarceration.
 - 59 (8%) had at least three terms of state responsible incarceration.
- DOC Crime Type
 - 138 (19%) had a “Violent” most serious offense.
 - 318 (44%) had a “Property/Public Order” most serious offense.
 - 204 (28%) had a “Drug” most serious offense.
 - 68 (9%) did not have their offense information reported.
- Age on FY2019 Community Start Date
 - 319 (44%) were younger than age 30.
 - 291 (40%) were between ages 30 and 44.
 - 65 (9%) were between ages 45 and 54.
 - 53 (7%) were age 55 or older.
- Supervision Assignment Level
 - 126 (17%) had a “Low” supervision assignment level.
 - 412 (57%) had a “Medium” supervision assignment level.
 - 32 (4%) had an “Elevated” supervision assignment level.
 - 89 (12%) had a “High” supervision assignment level.
 - 69 (10%) did not have a supervision assignment level reported.
- History of Positive Drug Tests for Multiple Drugs (Both Opioids and Cocaine)
 - 33 (5%) had no drug test history or were not tested for opioids or cocaine.
 - 387 (53%) tested negative for opioids or cocaine.
 - 88 (12%) tested positive for opioids only.
 - 136 (19%) tested positive for cocaine only.
 - 84 (12%) tested positive for opioids and cocaine.
- History of Positive Drug Test Results for Meth
 - 2 (<1%) tested positive for meth.
 - 726 (>99%) were not tested or tested negative for meth.
- COMPAS Recidivism Risk Level
 - 182 (25%) were at “Low” risk to recidivate.
 - 182 (25%) were at “Medium” risk to recidivate.
 - 246 (34%) were at “High” risk to recidivate.
 - 118 (16%) did not have a recidivism risk level reported.
- Gang Affiliation
 - 45 (6%) had a known gang affiliation.
 - 683 (94%) did not have a known gang affiliation.

District 35 (Manassas P&P) – Recidivating Supervisees

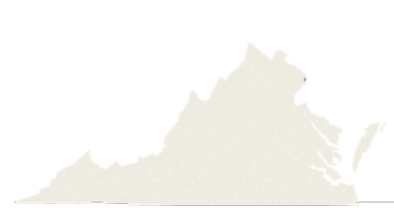
(Includes the County of Prince William and the Cities of Manassas and Manassas Park)



- 69 (9.5%) of the FY2019 community starters from Manassas P&P were sentenced to a term of state responsible incarceration or violated parole and were sentenced to a term of state responsible incarceration within three years of their community start date.
- Gender
 - 64 (93%) Male
 - 5 (7%) Female
- Criminal History
 - 21 (30%) had no history of state responsible terms of incarceration.
 - 25 (36%) had exactly one term of state responsible incarceration.
 - 12 (17%) had exactly two terms of state responsible incarceration.
 - 11 (16%) had at least three terms of state responsible incarceration.
- DOC Crime Type
 - 19 (28%) had a “Violent” most serious offense.
 - 38 (55%) had a “Property/Public Order” most serious offense.
 - 12 (17%) had a “Drug” most serious offense.
- Age on FY2019 Community Start Date
 - 39 (57%) were younger than age 30.
 - 21 (30%) were between ages 30 and 44.
 - 6 (9%) were between ages 45 and 54.
 - 3 (4%) were age 55 or older.
- Supervision Assignment Level
 - 2 (3%) had a “Low” supervision assignment level.
 - 38 (55%) had a “Medium” supervision assignment level.
 - 16 (23%) had an “Elevated” supervision assignment level.
 - 13 (19%) had a “High” supervision assignment level.
- History of Positive Drug Tests for Multiple Drugs (Both Opioids and Cocaine)
 - 2 (3%) had no drug test history or were not tested for opioids or cocaine.
 - 34 (49%) tested negative for opioids or cocaine.
 - 5 (7%) tested positive for opioids only.
 - 19 (28%) tested positive for cocaine only.
 - 9 (13%) tested positive for opioids and cocaine.
- History of Positive Drug Tests for Meth
 - 1 (1%) tested positive for meth.
 - 68 (99%) were not tested or tested negative for meth.
- COMPAS Recidivism Risk Level
 - 7 (10%) were at “Low” risk to recidivate.
 - 14 (20%) were at “Medium” risk to recidivate.
 - 42 (61%) were at “High” risk to recidivate.
 - 6 (9%) did not have a recidivism risk level reported.
- Gang Affiliation
 - 7 (10%) had a known gang affiliation.
 - 62 (90%) did not have a known gang affiliation.

District 36 (Alexandria P&P) – All Community Starters

(Includes the City of Alexandria)

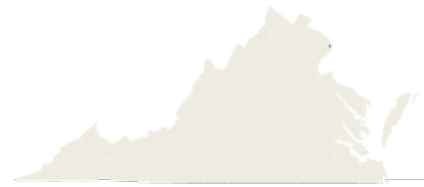


- 265 of the FY2019 community starters had Alexandria P&P as their primary supervision location.
- Gender
 - 210 (79%) Male
 - 55 (21%) Female
- Criminal History (prior to FY2019 community start date)
 - 144 (54%) had no history of state responsible terms of incarceration.
 - 82 (31%) had exactly one term of state responsible incarceration.
 - 25 (9%) had exactly two terms of state responsible incarceration.
 - 14 (5%) had at least three terms of state responsible incarceration.
- DOC Crime Type
 - 64 (24%) had a “Violent” most serious offense.
 - 101 (38%) had a “Property/Public Order” most serious offense.
 - 58 (22%) had a “Drug” most serious offense.
 - 42 (16%) did not have their offense information reported.
- Age on FY2019 Community Start Date
 - 129 (49%) were younger than age 30.
 - 84 (32%) were between ages 30 and 44.
 - 30 (11%) were between ages 45 and 54.
 - 22 (8%) were age 55 or older.
- Supervision Assignment Level
 - 65 (25%) had a “Low” supervision assignment level.
 - 85 (32%) had a “Medium” supervision assignment level.
 - 7 (3%) had an “Elevated” supervision assignment level.
 - 44 (17%) had a “High” supervision assignment level.
 - 64 (24%) did not have a supervision assignment level reported.
- History of Positive Drug Tests for Multiple Drugs (Both Opioids and Cocaine)
 - 22 (8%) had no drug test history or were not tested for opioids or cocaine.
 - 177 (67%) tested negative for opioids or cocaine.
 - 18 (7%) tested positive for opioids only.
 - 28 (11%) tested positive for cocaine only.
 - 20 (8%) tested positive for opioids and cocaine.
- History of Positive Drug Test Results for Meth
 - 265 (100%) were not tested or tested negative for meth.
- COMPAS Recidivism Risk Level
 - 65 (25%) were at “Low” risk to recidivate.
 - 40 (15%) were at “Medium” risk to recidivate.
 - 68 (26%) were at “High” risk to recidivate.
 - 92 (35%) did not have a recidivism risk level reported.
- Gang Affiliation
 - 11 (4%) had a known gang affiliation.
 - 254 (96%) did not have a known gang affiliation.

District 36 (Alexandria P&P) – Recidivating Supervisees

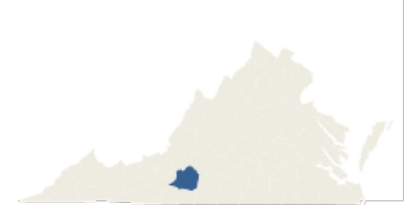
(Includes the City of Alexandria)

- 15 (5.7%) of the FY2019 community starters from Alexandria P&P were sentenced to a term of state responsible incarceration or violated parole and were sentenced to a term of state responsible incarceration within three years of their community start date.
- Gender
 - 13 (87%) Male
 - 2 (13%) Female
- Criminal History
 - 6 (40%) had no history of state responsible terms of incarceration.
 - 8 (53%) had exactly one term of state responsible incarceration.
 - 1 (7%) had exactly two terms of state responsible incarceration.
- DOC Crime Type
 - 5 (33%) had a “Violent” most serious offense.
 - 7 (47%) had a “Property/Public Order” most serious offense.
 - 2 (13%) had a “Drug” most serious offense.
 - 1 (7%) did not have their offense information reported.
- Age on FY2019 Community Start Date
 - 10 (67%) were younger than age 30.
 - 2 (13%) were between ages 30 and 44.
 - 2 (13%) were between ages 45 and 54.
 - 1 (7%) was age 55 or older.
- Supervision Assignment Level
 - 1 (7%) had a “Low” supervision assignment level.
 - 6 (40%) had a “Medium” supervision assignment level.
 - 3 (20%) had an “Elevated” supervision assignment level.
 - 3 (20%) had a “High” supervision assignment level.
 - 2 (13%) did not have a supervision assignment level reported.
- History of Positive Drug Tests for Multiple Drugs (Both Opioids and Cocaine)
 - 1 (7%) had no drug test history or were not tested for opioids or cocaine.
 - 9 (60%) tested negative for opioids or cocaine.
 - 3 (20%) tested positive for opioids only.
 - 1 (7%) tested positive for cocaine only.
 - 1 (7%) tested positive for opioids and cocaine.
- History of Positive Drug Tests for Meth
 - 15 (100%) were not tested or tested negative for meth.
- COMPAS Recidivism Risk Level
 - 2 (13%) were at “Low” risk to recidivate.
 - 2 (13%) were at “Medium” risk to recidivate.
 - 11 (73%) were at “High” risk to recidivate.
- Gang Affiliation
 - 2 (13%) had a known gang affiliation.
 - 13 (87%) did not have a known gang affiliation.



District 37 (Rocky Mount P&P) – All Community Starters

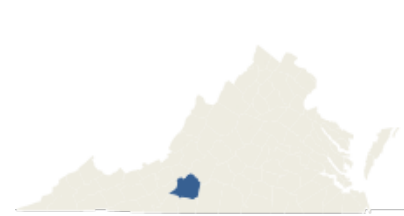
(Includes the County of Franklin)



- 254 of the FY2019 community starters had Rocky Mount P&P as their primary supervision location.
- Gender
 - 175 (69%) Male
 - 79 (31%) Female
- Criminal History (prior to FY2019 community start date)
 - 156 (61%) had no history of state responsible terms of incarceration.
 - 48 (19%) had exactly one term of state responsible incarceration.
 - 32 (13%) had exactly two terms of state responsible incarceration.
 - 18 (7%) had at least three terms of state responsible incarceration.
- DOC Crime Type
 - 40 (16%) had a “Violent” most serious offense.
 - 73 (29%) had a “Property/Public Order” most serious offense.
 - 98 (39%) had a “Drug” most serious offense.
 - 43 (17%) did not have their offense information reported.
- Age on FY2019 Community Start Date
 - 76 (30%) were younger than age 30.
 - 116 (46%) were between ages 30 and 44.
 - 43 (17%) were between ages 45 and 54.
 - 19 (7%) were age 55 or older.
- Supervision Assignment Level
 - 2 (1%) had a “Low” supervision assignment level.
 - 183 (72%) had a “Medium” supervision assignment level.
 - 16 (6%) had an “Elevated” supervision assignment level.
 - 44 (17%) had a “High” supervision assignment level.
 - 9 (4%) did not have a supervision assignment level reported.
- History of Positive Drug Tests for Multiple Drugs (Both Opioids and Cocaine)
 - 9 (4%) had no drug test history or were not tested for opioids or cocaine.
 - 131 (52%) tested negative for opioids or cocaine.
 - 50 (20%) tested positive for opioids only.
 - 21 (8%) tested positive for cocaine only.
 - 43 (17%) tested positive for opioids and cocaine.
- History of Positive Drug Test Results for Meth
 - 2 (1%) tested positive for meth.
 - 252 (99%) were not tested or tested negative for meth.
- COMPAS Recidivism Risk Level
 - 101 (40%) were at “Low” risk to recidivate.
 - 64 (25%) were at “Medium” risk to recidivate.
 - 63 (25%) were at “High” risk to recidivate.
 - 26 (10%) did not have a recidivism risk level reported.
- Gang Affiliation
 - 6 (2%) had a known gang affiliation.
 - 248 (98%) did not have a known gang affiliation.

District 37 (Rocky Mount P&P) – Recidivating Supervisees

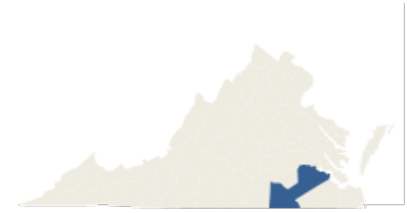
(Includes the County of Franklin)



- 67 (26.4%) of the FY2019 community starters from Rocky Mount P&P were sentenced to a term of state responsible incarceration or violated parole and were sentenced to a term of state responsible incarceration within three years of their community start date.
- Gender
 - 52 (78%) Male
 - 15 (22%) Female
- Criminal History
 - 26 (39%) had no history of state responsible terms of incarceration.
 - 19 (28%) had exactly one term of state responsible incarceration.
 - 11 (16%) had exactly two terms of state responsible incarceration.
 - 11 (16%) had at least three terms of state responsible incarceration.
- DOC Crime Type
 - 15 (22%) had a “Violent” most serious offense.
 - 23 (34%) had a “Property/Public Order” most serious offense.
 - 24 (36%) had a “Drug” most serious offense.
 - 5 (7%) did not have their offense information reported.
- Age on FY2019 Community Start Date
 - 16 (24%) were younger than age 30.
 - 38 (57%) were between ages 30 and 44.
 - 12 (18%) were between ages 45 and 54.
 - 1 (1%) was age 55 or older.
- Supervision Assignment Level
 - 41 (61%) had a “Medium” supervision assignment level.
 - 13 (19%) had an “Elevated” supervision assignment level.
 - 12 (18%) had a “High” supervision assignment level.
 - 1 (1%) did not have a supervision assignment level reported.
- History of Positive Drug Tests for Multiple Drugs (Both Opioids and Cocaine)
 - 3 (4%) had no drug test history or were not tested for opioids or cocaine.
 - 22 (33%) tested negative for opioids or cocaine.
 - 17 (25%) tested positive for opioids only.
 - 6 (9%) tested positive for cocaine only.
 - 19 (28%) tested positive for opioids and cocaine.
- History of Positive Drug Tests for Meth
 - 1 (1%) tested positive for meth.
 - 66 (99%) were not tested or tested negative for meth.
- COMPAS Recidivism Risk Level
 - 18 (27%) were at “Low” risk to recidivate.
 - 13 (19%) were at “Medium” risk to recidivate.
 - 27 (40%) were at “High” risk to recidivate.
 - 9 (13%) did not have a recidivism risk level reported.
- Gang Affiliation
 - 4 (6%) had a known gang affiliation.
 - 63 (94%) did not have a known gang affiliation.

District 38 (Emporia P&P) – All Community Starters

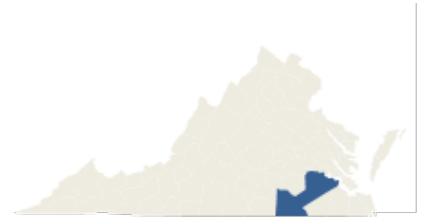
(Includes the Counties of Brunswick, Greenville, Prince George, Surry, and Sussex, and the Cities of Emporia and Hopewell)



- 342 of the FY2019 community starters had Emporia P&P as their primary supervision location.
- Gender
 - 276 (81%) Male
 - 66 (19%) Female
- Criminal History (prior to FY2019 community start date)
 - 156 (46%) had no history of state responsible terms of incarceration.
 - 115 (34%) had exactly one term of state responsible incarceration.
 - 38 (11%) had exactly two terms of state responsible incarceration.
 - 33 (10%) had at least three terms of state responsible incarceration.
- DOC Crime Type
 - 106 (31%) had a “Violent” most serious offense.
 - 114 (33%) had a “Property/Public Order” most serious offense.
 - 107 (31%) had a “Drug” most serious offense.
 - 15 (4%) did not have their offense information reported.
- Age on FY2019 Community Start Date
 - 139 (41%) were younger than age 30.
 - 131 (38%) were between ages 30 and 44.
 - 44 (13%) were between ages 45 and 54.
 - 28 (8%) were age 55 or older.
- Supervision Assignment Level
 - 15 (4%) had a “Low” supervision assignment level.
 - 237 (69%) had a “Medium” supervision assignment level.
 - 19 (6%) had an “Elevated” supervision assignment level.
 - 29 (8%) had a “High” supervision assignment level.
 - 42 (12%) did not have a supervision assignment level reported.
- History of Positive Drug Tests for Multiple Drugs (Both Opioids and Cocaine)
 - 16 (5%) had no drug test history or were not tested for opioids or cocaine.
 - 180 (53%) tested negative for opioids or cocaine.
 - 22 (6%) tested positive for opioids only.
 - 90 (26%) tested positive for cocaine only.
 - 34 (10%) tested positive for opioids and cocaine.
- History of Positive Drug Test Results for Meth
 - 342 (100%) were not tested or tested negative for meth.
- COMPAS Recidivism Risk Level
 - 102 (30%) were at “Low” risk to recidivate.
 - 123 (36%) were at “Medium” risk to recidivate.
 - 76 (22%) were at “High” risk to recidivate.
 - 41 (12%) did not have a recidivism risk level reported.
- Gang Affiliation
 - 29 (8%) had a known gang affiliation.
 - 313 (92%) did not have a known gang affiliation.

District 38 (Emporia P&P) – Recidivating Supervisees

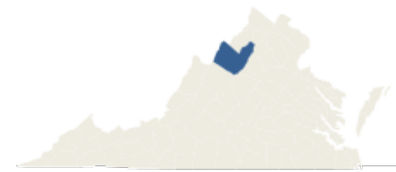
(Includes the Counties of Brunswick, Greenville, Prince George, Surry, and Sussex, and the Cities of Emporia and Hopewell)



- 82 (24.0%) of the FY2019 community starters from Emporia P&P were sentenced to a term of state responsible incarceration or violated parole and were sentenced to a term of state responsible incarceration within three years of their community start date.
- Gender
 - 69 (84%) Male
 - 13 (16%) Female
- Criminal History
 - 36 (44%) had no history of state responsible terms of incarceration.
 - 25 (30%) had exactly one term of state responsible incarceration.
 - 8 (10%) had exactly two terms of state responsible incarceration.
 - 13 (16%) had at least three terms of state responsible incarceration.
- DOC Crime Type
 - 27 (33%) had a “Violent” most serious offense.
 - 32 (39%) had a “Property/Public Order” most serious offense.
 - 20 (24%) had a “Drug” most serious offense.
 - 3 (4%) did not have their offense information reported.
- Age on FY2019 Community Start Date
 - 40 (49%) were younger than age 30.
 - 28 (34%) were between ages 30 and 44.
 - 9 (11%) were between ages 45 and 54.
 - 5 (6%) were age 55 or older.
- Supervision Assignment Level
 - 1 (1%) had a “Low” supervision assignment level.
 - 46 (56%) had a “Medium” supervision assignment level.
 - 18 (22%) had an “Elevated” supervision assignment level.
 - 9 (11%) had a “High” supervision assignment level.
 - 8 (10%) did not have a supervision assignment level reported.
- History of Positive Drug Tests for Multiple Drugs (Both Opioids and Cocaine)
 - 4 (5%) had no drug test history or were not tested for opioids or cocaine.
 - 37 (45%) tested negative for opioids or cocaine.
 - 1 (1%) tested positive for opioids only.
 - 27 (33%) tested positive for cocaine only.
 - 13 (16%) tested positive for opioids and cocaine.
- History of Positive Drug Tests for Meth
 - 82 (100%) were not tested or tested negative for meth.
- COMPAS Recidivism Risk Level
 - 20 (24%) were at “Low” risk to recidivate.
 - 29 (35%) were at “Medium” risk to recidivate.
 - 31 (38%) were at “High” risk to recidivate.
 - 2 (2%) did not have a recidivism risk level reported.
- Gang Affiliation
 - 17 (21%) had a known gang affiliation.
 - 65 (79%) did not have a known gang affiliation.

District 39 (Harrisonburg P&P) – All Community Starters

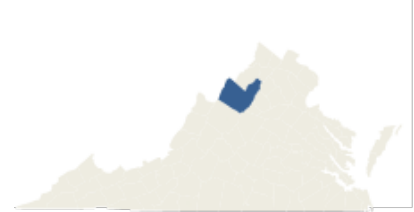
(Includes the Counties of Page and Rockingham, and the City of Harrisonburg)



- 698 of the FY2019 community starters had Harrisonburg P&P as their primary supervision location.
- Gender
 - 531 (76%) Male
 - 167 (24%) Female
- Criminal History (prior to FY2019 community start date)
 - 343 (49%) had no history of state responsible terms of incarceration.
 - 192 (28%) had exactly one term of state responsible incarceration.
 - 92 (13%) had exactly two terms of state responsible incarceration.
 - 71 (10%) had at least three terms of state responsible incarceration.
- DOC Crime Type
 - 127 (18%) had a “Violent” most serious offense.
 - 271 (39%) had a “Property/Public Order” most serious offense.
 - 289 (41%) had a “Drug” most serious offense.
 - 11 (2%) did not have their offense information reported.
- Age on FY2019 Community Start Date
 - 237 (34%) were younger than age 30.
 - 326 (47%) were between ages 30 and 44.
 - 101 (14%) were between ages 45 and 54.
 - 34 (5%) were age 55 or older.
- Supervision Assignment Level
 - 24 (3%) had a “Low” supervision assignment level.
 - 544 (78%) had a “Medium” supervision assignment level.
 - 27 (4%) had an “Elevated” supervision assignment level.
 - 32 (5%) had a “High” supervision assignment level.
 - 71 (10%) did not have a supervision assignment level reported.
- History of Positive Drug Tests for Multiple Drugs (Both Opioids and Cocaine)
 - 46 (7%) had no drug test history or were not tested for opioids or cocaine.
 - 402 (58%) tested negative for opioids or cocaine.
 - 169 (24%) tested positive for opioids only.
 - 45 (6%) tested positive for cocaine only.
 - 36 (5%) tested positive for opioids and cocaine.
- History of Positive Drug Test Results for Meth
 - 93 (13%) tested positive for meth.
 - 605 (87%) were not tested or tested negative for meth.
- COMPAS Recidivism Risk Level
 - 223 (32%) were at “Low” risk to recidivate.
 - 245 (35%) were at “Medium” risk to recidivate.
 - 161 (23%) were at “High” risk to recidivate.
 - 69 (10%) did not have a recidivism risk level reported.
- Gang Affiliation
 - 19 (3%) had a known gang affiliation.
 - 679 (97%) did not have a known gang affiliation.

District 39 (Harrisonburg P&P) – Recidivating Supervisees

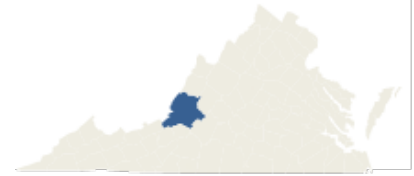
(Includes the Counties of Page and Rockingham, and the City of Harrisonburg)



- 236 (33.8%) of the FY2019 community starters from Harrisonburg P&P were sentenced to a term of state responsible incarceration or violated parole and were sentenced to a term of state responsible incarceration within three years of their community start date.
- Gender
 - 195 (83%) Male
 - 41 (17%) Female
- Criminal History
 - 82 (35%) had no history of state responsible terms of incarceration.
 - 67 (28%) had exactly one term of state responsible incarceration.
 - 47 (20%) had exactly two terms of state responsible incarceration.
 - 40 (17%) had at least three terms of state responsible incarceration.
- DOC Crime Type
 - 46 (19%) had a “Violent” most serious offense.
 - 116 (49%) had a “Property/Public Order” most serious offense.
 - 71 (30%) had a “Drug” most serious offense.
 - 3 (1%) did not have their offense information reported.
- Age on FY2019 Community Start Date
 - 80 (34%) were younger than age 30.
 - 119 (50%) were between ages 30 and 44.
 - 30 (13%) were between ages 45 and 54.
 - 7 (3%) were age 55 or older.
- Supervision Assignment Level
 - 6 (3%) had a “Low” supervision assignment level.
 - 184 (78%) had a “Medium” supervision assignment level.
 - 22 (9%) had an “Elevated” supervision assignment level.
 - 16 (7%) had a “High” supervision assignment level.
 - 8 (3%) did not have a supervision assignment level reported.
- History of Positive Drug Tests for Multiple Drugs (Both Opioids and Cocaine)
 - 8 (3%) had no drug test history or were not tested for opioids or cocaine.
 - 115 (49%) tested negative for opioids or cocaine.
 - 64 (27%) tested positive for opioids only.
 - 31 (13%) tested positive for cocaine only.
 - 18 (8%) tested positive for opioids and cocaine.
- History of Positive Drug Tests for Meth
 - 42 (18%) tested positive for meth.
 - 194 (82%) were not tested or tested negative for meth.
- COMPAS Recidivism Risk Level
 - 57 (24%) were at “Low” risk to recidivate.
 - 95 (40%) were at “Medium” risk to recidivate.
 - 81 (34%) were at “High” risk to recidivate.
 - 3 (1%) did not have a recidivism risk level reported.
- Gang Affiliation
 - 9 (4%) had a known gang affiliation.
 - 227 (96%) did not have a known gang affiliation.

District 40 (Fincastle P&P) – All Community Starters

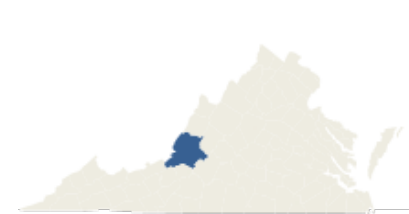
(Includes the Counties of Alleghany, Botetourt, and Craig, and the City of Covington)



- 369 of the FY2019 community starters had Fincastle P&P as their primary supervision location.
- Gender
 - 264 (72%) Male
 - 104 (28%) Female
 - 1 (<1%) Other
- Criminal History (prior to FY2019 community start date)
 - 221 (60%) had no history of state responsible terms of incarceration.
 - 100 (27%) had exactly one term of state responsible incarceration.
 - 31 (8%) had exactly two terms of state responsible incarceration.
 - 17 (5%) had at least three terms of state responsible incarceration.
- DOC Crime Type
 - 69 (19%) had a “Violent” most serious offense.
 - 111 (30%) had a “Property/Public Order” most serious offense.
 - 170 (46%) had a “Drug” most serious offense.
 - 19 (5%) did not have their offense information reported.
- Age on FY2019 Community Start Date
 - 128 (35%) were younger than age 30.
 - 179 (49%) were between ages 30 and 44.
 - 50 (14%) were between ages 45 and 54.
 - 12 (3%) were age 55 or older.
- Supervision Assignment Level
 - 11 (3%) had a “Low” supervision assignment level.
 - 244 (66%) had a “Medium” supervision assignment level.
 - 11 (3%) had an “Elevated” supervision assignment level.
 - 48 (13%) had a “High” supervision assignment level.
 - 55 (15%) did not have a supervision assignment level reported.
- History of Positive Drug Tests for Multiple Drugs (Both Opioids and Cocaine)
 - 52 (14%) had no drug test history or were not tested for opioids or cocaine.
 - 176 (48%) tested negative for opioids or cocaine.
 - 83 (22%) tested positive for opioids only.
 - 30 (8%) tested positive for cocaine only.
 - 28 (8%) tested positive for opioids and cocaine.
- History of Positive Drug Test Results for Meth
 - 15 (4%) tested positive for meth.
 - 354 (96%) were not tested or tested negative for meth.
- COMPAS Recidivism Risk Level
 - 95 (26%) were at “Low” risk to recidivate.
 - 131 (36%) were at “Medium” risk to recidivate.
 - 81 (22%) were at “High” risk to recidivate.
 - 62 (17%) did not have a recidivism risk level reported.
- Gang Affiliation
 - 13 (4%) had a known gang affiliation.
 - 356 (96%) did not have a known gang affiliation.

District 40 (Fincastle P&P) – Recidivating Supervisees

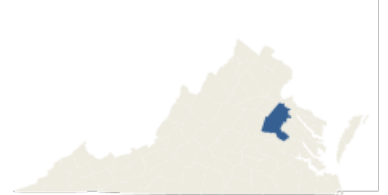
(Includes the Counties of Alleghany, Botetourt, and Craig, and the City of Covington)



- 94 (25.5%) of the FY2019 community starters from Fincastle P&P were sentenced to a term of state responsible incarceration or violated parole and were sentenced to a term of state responsible incarceration within three years of their community start date.
- Gender
 - 74 (79%) Male
 - 20 (21%) Female
- Criminal History
 - 50 (53%) had no history of state responsible terms of incarceration.
 - 29 (31%) had exactly one term of state responsible incarceration.
 - 8 (9%) had exactly two terms of state responsible incarceration.
 - 7 (7%) had at least three terms of state responsible incarceration.
- DOC Crime Type
 - 21 (22%) had a “Violent” most serious offense.
 - 31 (33%) had a “Property/Public Order” most serious offense.
 - 38 (40%) had a “Drug” most serious offense.
 - 4 (4%) did not have their offense information reported.
- Age on FY2019 Community Start Date
 - 38 (40%) were younger than age 30.
 - 46 (49%) were between ages 30 and 44.
 - 10 (11%) were between ages 45 and 54.
- Supervision Assignment Level
 - 69 (73%) had a “Medium” supervision assignment level.
 - 10 (11%) had an “Elevated” supervision assignment level.
 - 11 (12%) had a “High” supervision assignment level.
 - 4 (4%) did not have a supervision assignment level reported.
- History of Positive Drug Tests for Multiple Drugs (Both Opioids and Cocaine)
 - 8 (9%) had no drug test history or were not tested for opioids or cocaine.
 - 43 (46%) tested negative for opioids or cocaine.
 - 23 (24%) tested positive for opioids only.
 - 8 (9%) tested positive for cocaine only.
 - 12 (13%) tested positive for opioids and cocaine.
- History of Positive Drug Tests for Meth
 - 3 (3%) tested positive for meth.
 - 91 (97%) were not tested or tested negative for meth.
- COMPAS Recidivism Risk Level
 - 17 (18%) were at “Low” risk to recidivate.
 - 43 (46%) were at “Medium” risk to recidivate.
 - 30 (32%) were at “High” risk to recidivate.
 - 4 (4%) did not have a recidivism risk level reported.
- Gang Affiliation
 - 9 (10%) had a known gang affiliation.
 - 85 (90%) did not have a known gang affiliation.

District 41 (Ashland P&P) – All Community Starters

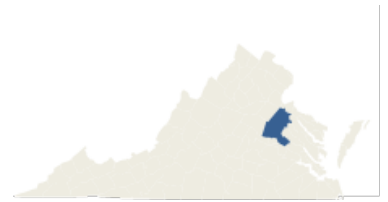
(Includes the Counties of Caroline and Hanover)



- 279 of the FY2019 community starters had Ashland P&P as their primary supervision location.
- Gender
 - 211 (76%) Male
 - 68 (24%) Female
- Criminal History (prior to FY2019 community start date)
 - 122 (44%) had no history of state responsible terms of incarceration.
 - 96 (34%) had exactly one term of state responsible incarceration.
 - 39 (14%) had exactly two terms of state responsible incarceration.
 - 22 (8%) had at least three terms of state responsible incarceration.
- DOC Crime Type
 - 71 (25%) had a “Violent” most serious offense.
 - 119 (43%) had a “Property/Public Order” most serious offense.
 - 81 (29%) had a “Drug” most serious offense.
 - 8 (3%) did not have their offense information reported.
- Age on FY2019 Community Start Date
 - 99 (35%) were younger than age 30.
 - 125 (45%) were between ages 30 and 44.
 - 30 (11%) were between ages 45 and 54.
 - 25 (9%) were age 55 or older.
- Supervision Assignment Level
 - 10 (4%) had a “Low” supervision assignment level.
 - 187 (67%) had a “Medium” supervision assignment level.
 - 16 (6%) had an “Elevated” supervision assignment level.
 - 44 (16%) had a “High” supervision assignment level.
 - 22 (8%) did not have a supervision assignment level reported.
- History of Positive Drug Tests for Multiple Drugs (Both Opioids and Cocaine)
 - 25 (9%) had no drug test history or were not tested for opioids or cocaine.
 - 105 (38%) tested negative for opioids or cocaine.
 - 48 (17%) tested positive for opioids only.
 - 33 (12%) tested positive for cocaine only.
 - 68 (24%) tested positive for opioids and cocaine.
- History of Positive Drug Test Results for Meth
 - 11 (4%) tested positive for meth.
 - 268 (96%) were not tested or tested negative for meth.
- COMPAS Recidivism Risk Level
 - 49 (18%) were at “Low” risk to recidivate.
 - 110 (39%) were at “Medium” risk to recidivate.
 - 86 (31%) were at “High” risk to recidivate.
 - 34 (12%) did not have a recidivism risk level reported.
- Gang Affiliation
 - 11 (4%) had a known gang affiliation.
 - 268 (96%) did not have a known gang affiliation.

District 41 (Ashland P&P) – Recidivating Supervisees

(Includes the Counties of Caroline and Hanover)



- 64 (22.9%) of the FY2019 community starters from Ashland P&P were sentenced to a term of state responsible incarceration or violated parole and were sentenced to a term of state responsible incarceration within three years of their community start date.
- Gender
 - 50 (78%) Male
 - 14 (22%) Female
- Criminal History
 - 16 (25%) had no history of state responsible terms of incarceration.
 - 22 (34%) had exactly one term of state responsible incarceration.
 - 13 (20%) had exactly two terms of state responsible incarceration.
 - 13 (20%) had at least three terms of state responsible incarceration.
- DOC Crime Type
 - 18 (28%) had a “Violent” most serious offense.
 - 31 (48%) had a “Property/Public Order” most serious offense.
 - 14 (22%) had a “Drug” most serious offense.
 - 1 (2%) did not have their offense information reported.
- Age on FY2019 Community Start Date
 - 21 (33%) were younger than age 30.
 - 34 (53%) were between ages 30 and 44.
 - 5 (8%) were between ages 45 and 54.
 - 4 (6%) were age 55 or older.
- Supervision Assignment Level
 - 4 (6%) had a “Low” supervision assignment level.
 - 38 (59%) had a “Medium” supervision assignment level.
 - 8 (13%) had an “Elevated” supervision assignment level.
 - 13 (20%) had a “High” supervision assignment level.
 - 1 (2%) did not have a supervision assignment level reported.
- History of Positive Drug Tests for Multiple Drugs (Both Opioids and Cocaine)
 - 3 (5%) had no drug test history or were not tested for opioids or cocaine.
 - 17 (27%) tested negative for opioids or cocaine.
 - 13 (20%) tested positive for opioids only.
 - 10 (16%) tested positive for cocaine only.
 - 21 (33%) tested positive for opioids and cocaine.
- History of Positive Drug Tests for Meth
 - 5 (8%) tested positive for meth.
 - 59 (92%) were not tested or tested negative for meth.
- COMPAS Recidivism Risk Level
 - 5 (8%) were at “Low” risk to recidivate.
 - 27 (42%) were at “Medium” risk to recidivate.
 - 30 (47%) were at “High” risk to recidivate.
 - 2 (3%) did not have a recidivism risk level reported.
- Gang Affiliation
 - 3 (5%) had a known gang affiliation.
 - 61 (95%) did not have a known gang affiliation.

District 42 (Franklin P&P) – All Community Starters

(Includes the County of Southampton and the City of Franklin)



- 120 of the FY2019 community starters had Franklin P&P as their primary supervision location.
- Gender
 - 93 (78%) Male
 - 27 (23%) Female
- Criminal History (prior to FY2019 community start date)
 - 39 (33%) had no history of state responsible terms of incarceration.
 - 44 (37%) had exactly one term of state responsible incarceration.
 - 22 (18%) had exactly two terms of state responsible incarceration.
 - 15 (13%) had at least three terms of state responsible incarceration.
- DOC Crime Type
 - 27 (23%) had a “Violent” most serious offense.
 - 67 (56%) had a “Property/Public Order” most serious offense.
 - 25 (21%) had a “Drug” most serious offense.
 - 1 (1%) did not have their offense information reported.
- Age on FY2019 Community Start Date
 - 40 (33%) were younger than age 30.
 - 48 (40%) were between ages 30 and 44.
 - 16 (13%) were between ages 45 and 54.
 - 16 (13%) were age 55 or older.
- Supervision Assignment Level
 - 4 (3%) had a “Low” supervision assignment level.
 - 78 (65%) had a “Medium” supervision assignment level.
 - 4 (3%) had an “Elevated” supervision assignment level.
 - 7 (6%) had a “High” supervision assignment level.
 - 27 (23%) did not have a supervision assignment level reported.
- History of Positive Drug Tests for Multiple Drugs (Both Opioids and Cocaine)
 - 6 (5%) had no drug test history or were not tested for opioids or cocaine.
 - 65 (54%) tested negative for opioids or cocaine.
 - 6 (5%) tested positive for opioids only.
 - 29 (24%) tested positive for cocaine only.
 - 14 (12%) tested positive for opioids and cocaine.
- History of Positive Drug Test Results for Meth
 - 120 (100%) were not tested or tested negative for meth.
- COMPAS Recidivism Risk Level
 - 31 (26%) were at “Low” risk to recidivate.
 - 45 (38%) were at “Medium” risk to recidivate.
 - 26 (22%) were at “High” risk to recidivate.
 - 18 (15%) did not have a recidivism risk level reported.
- Gang Affiliation
 - 6 (5%) had a known gang affiliation.
 - 114 (95%) did not have a known gang affiliation.

District 42 (Franklin P&P) – Recidivating Supervisees

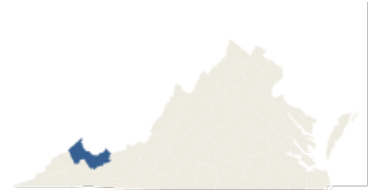
(Includes the County of Southampton and the City of Franklin)



- 36 (30.0%) of the FY2019 community starters from Franklin P&P were sentenced to a term of state responsible incarceration or violated parole and were sentenced to a term of state responsible incarceration within three years of their community start date.
- Gender
 - 28 (78%) Male
 - 8 (22%) Female
- Criminal History
 - 8 (22%) had no history of state responsible terms of incarceration.
 - 16 (44%) had exactly one term of state responsible incarceration.
 - 4 (11%) had exactly two terms of state responsible incarceration.
 - 8 (22%) had at least three terms of state responsible incarceration.
- DOC Crime Type
 - 10 (28%) had a “Violent” most serious offense.
 - 18 (50%) had a “Property/Public Order” most serious offense.
 - 8 (22%) had a “Drug” most serious offense.
- Age on FY2019 Community Start Date
 - 11 (31%) were younger than age 30.
 - 16 (44%) were between ages 30 and 44.
 - 5 (14%) were between ages 45 and 54.
 - 4 (11%) were age 55 or older.
- Supervision Assignment Level
 - 1 (3%) had a “Low” supervision assignment level.
 - 28 (78%) had a “Medium” supervision assignment level.
 - 3 (8%) had an “Elevated” supervision assignment level.
 - 1 (3%) had a “High” supervision assignment level.
 - 3 (8%) did not have a supervision assignment level reported.
- History of Positive Drug Tests for Multiple Drugs (Both Opioids and Cocaine)
 - 1 (3%) had no drug test history or were not tested for opioids or cocaine.
 - 15 (42%) tested negative for opioids or cocaine.
 - 3 (8%) tested positive for opioids only.
 - 11 (31%) tested positive for cocaine only.
 - 6 (17%) tested positive for opioids and cocaine.
- History of Positive Drug Tests for Meth
 - 36 (100%) were not tested or tested negative for meth.
- COMPAS Recidivism Risk Level
 - 10 (28%) were at “Low” risk to recidivate.
 - 15 (42%) were at “Medium” risk to recidivate.
 - 10 (28%) were at “High” risk to recidivate.
 - 1 (3%) did not have a recidivism risk level reported.
- Gang Affiliation
 - 1 (3%) had a known gang affiliation.
 - 35 (97%) did not have a known gang affiliation.

District 43 (Tazewell P&P) – All Community Starters

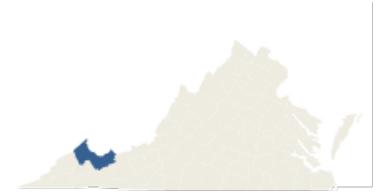
(Includes the Counties of Buchanan and Tazewell)



- 632 of the FY2019 community starters had Tazewell P&P as their primary supervision location.
- Gender
 - 425 (67%) Male
 - 207 (33%) Female
- Criminal History (prior to FY2019 community start date)
 - 332 (53%) had no history of state responsible terms of incarceration.
 - 177 (28%) had exactly one term of state responsible incarceration.
 - 80 (13%) had exactly two terms of state responsible incarceration.
 - 43 (7%) had at least three terms of state responsible incarceration.
- DOC Crime Type
 - 111 (18%) had a “Violent” most serious offense.
 - 289 (46%) had a “Property/Public Order” most serious offense.
 - 200 (32%) had a “Drug” most serious offense.
 - 32 (5%) did not have their offense information reported.
- Age on FY2019 Community Start Date
 - 181 (29%) were younger than age 30.
 - 304 (48%) were between ages 30 and 44.
 - 93 (15%) were between ages 45 and 54.
 - 54 (9%) were age 55 or older.
- Supervision Assignment Level
 - 43 (7%) had a “Low” supervision assignment level.
 - 411 (65%) had a “Medium” supervision assignment level.
 - 11 (2%) had an “Elevated” supervision assignment level.
 - 24 (4%) had a “High” supervision assignment level.
 - 143 (23%) did not have a supervision assignment level reported.
- History of Positive Drug Tests for Multiple Drugs (Both Opioids and Cocaine)
 - 30 (5%) had no drug test history or were not tested for opioids or cocaine.
 - 304 (48%) tested negative for opioids or cocaine.
 - 221 (35%) tested positive for opioids only.
 - 20 (3%) tested positive for cocaine only.
 - 57 (9%) tested positive for opioids and cocaine.
- History of Positive Drug Test Results for Meth
 - 99 (16%) tested positive for meth.
 - 533 (84%) were not tested or tested negative for meth.
- COMPAS Recidivism Risk Level
 - 213 (34%) were at “Low” risk to recidivate.
 - 169 (27%) were at “Medium” risk to recidivate.
 - 99 (16%) were at “High” risk to recidivate.
 - 151 (24%) did not have a recidivism risk level reported.
- Gang Affiliation
 - 11 (2%) had a known gang affiliation.
 - 621 (98%) did not have a known gang affiliation.

District 43 (Tazewell P&P) – Recidivating Supervisees

(Includes the Counties of Buchanan and Tazewell)



- 133 (21.0%) of the FY2019 community starters from Tazewell P&P were sentenced to a term of state responsible incarceration or violated parole and were sentenced to a term of state responsible incarceration within three years of their community start date.
- Gender
 - 103 (77%) Male
 - 30 (23%) Female
- Criminal History
 - 45 (34%) had no history of state responsible terms of incarceration.
 - 36 (27%) had exactly one term of state responsible incarceration.
 - 33 (25%) had exactly two terms of state responsible incarceration.
 - 19 (14%) had at least three terms of state responsible incarceration.
- DOC Crime Type
 - 30 (23%) had a “Violent” most serious offense.
 - 70 (53%) had a “Property/Public Order” most serious offense.
 - 28 (21%) had a “Drug” most serious offense.
 - 5 (4%) did not have their offense information reported.
- Age on FY2019 Community Start Date
 - 45 (34%) were younger than age 30.
 - 69 (52%) were between ages 30 and 44.
 - 14 (11%) were between ages 45 and 54.
 - 5 (4%) were age 55 or older.
- Supervision Assignment Level
 - 2 (2%) had a “Low” supervision assignment level.
 - 100 (75%) had a “Medium” supervision assignment level.
 - 10 (8%) had an “Elevated” supervision assignment level.
 - 7 (5%) had a “High” supervision assignment level.
 - 14 (11%) did not have a supervision assignment level reported.
- History of Positive Drug Tests for Multiple Drugs (Both Opioids and Cocaine)
 - 3 (2%) had no drug test history or were not tested for opioids or cocaine.
 - 50 (38%) tested negative for opioids or cocaine.
 - 51 (38%) tested positive for opioids only.
 - 5 (4%) tested positive for cocaine only.
 - 24 (18%) tested positive for opioids and cocaine.
- History of Positive Drug Tests for Meth
 - 38 (29%) tested positive for meth.
 - 95 (71%) were not tested or tested negative for meth.
- COMPAS Recidivism Risk Level
 - 33 (25%) were at “Low” risk to recidivate.
 - 45 (34%) were at “Medium” risk to recidivate.
 - 36 (27%) were at “High” risk to recidivate.
 - 19 (14%) did not have a recidivism risk level reported.
- Gang Affiliation
 - 5 (4%) had a known gang affiliation.
 - 128 (96%) did not have a known gang affiliation.

Administrative P&P²⁰ – All Community Starters

- 215 of the FY2019 community starters had Administrative P&P as their primary supervision location.
- Gender
 - 184 (86%) Male
 - 31 (14%) Female
- Criminal History (prior to FY2019 community start date)
 - 69 (32%) had no history of state responsible terms of incarceration.
 - 86 (40%) had exactly one term of state responsible incarceration.
 - 39 (18%) had exactly two terms of state responsible incarceration.
 - 21 (10%) had at least three terms of state responsible incarceration.
- DOC Crime Type
 - 54 (25%) had a “Violent” most serious offense.
 - 103 (48%) had a “Property/Public Order” most serious offense.
 - 56 (26%) had a “Drug” most serious offense.
 - 2 (1%) did not have their offense information reported.
- Age on FY2019 Community Start Date
 - 81 (38%) were younger than age 30.
 - 96 (45%) were between ages 30 and 44.
 - 24 (11%) were between ages 45 and 54.
 - 14 (7%) were age 55 or older.
- Supervision Assignment Level
 - 13 (6%) had a “Low” supervision assignment level.
 - 140 (65%) had a “Medium” supervision assignment level.
 - 12 (6%) had an “Elevated” supervision assignment level.
 - 10 (5%) had a “High” supervision assignment level.
 - 40 (19%) did not have a supervision assignment level reported.
- History of Positive Drug Tests for Multiple Drugs (Both Opioids and Cocaine)
 - 47 (22%) had no drug test history or were not tested for opioids or cocaine.
 - 112 (52%) tested negative for opioids or cocaine.
 - 21 (10%) tested positive for opioids only.
 - 14 (7%) tested positive for cocaine only.
 - 21 (10%) tested positive for opioids and cocaine.
- History of Positive Drug Test Results for Meth
 - 3 (1%) tested positive for meth.
 - 212 (99%) were not tested or tested negative for meth.
- COMPAS Recidivism Risk Level
 - 27 (13%) were at “Low” risk to recidivate.
 - 32 (15%) were at “Medium” risk to recidivate.
 - 52 (24%) were at “High” risk to recidivate.
 - 104 (48%) did not have a recidivism risk level reported.
- Gang Affiliation
 - 23 (11%) had a known gang affiliation.
 - 192 (89%) did not have a known gang affiliation.

²⁰ [DOC Operating Procedure 920.1](#) states that “when a probationer/parolee is expected to be unavailable for active supervision (generally for a period to exceed 6 months), the case may be placed in Administrative P&P.”

Administrative P&P²¹ – Recidivating Supervisees

- 27 (12.6%) of the FY2019 community starters from Administrative P&P were sentenced to a term of state responsible incarceration or violated parole and were sentenced to a term of state responsible incarceration within three years of their community start date.
- Gender
 - 21 (78%) Male
 - 6 (22%) Female
- Criminal History
 - 12 (44%) had no history of state responsible terms of incarceration.
 - 8 (30%) had exactly one term of state responsible incarceration.
 - 5 (19%) had exactly two terms of state responsible incarceration.
 - 2 (7%) had at least three terms of state responsible incarceration.
- DOC Crime Type
 - 8 (30%) had a “Violent” most serious offense.
 - 10 (37%) had a “Property/Public Order” most serious offense.
 - 8 (30%) had a “Drug” most serious offense.
 - 1 (4%) did not have their offense information reported.
- Age on FY2019 Community Start Date
 - 13 (48%) were younger than age 30.
 - 11 (41%) were between ages 30 and 44.
 - 2 (7%) were between ages 45 and 54.
 - 1 (4%) was age 55 or older.
- Supervision Assignment Level
 - 14 (52%) had a “Medium” supervision assignment level.
 - 2 (7%) had an “Elevated” supervision assignment level.
 - 2 (7%) had a “High” supervision assignment level.
 - 9 (33%) did not have a supervision assignment level reported.
- History of Positive Drug Tests for Multiple Drugs (Both Opioids and Cocaine)
 - 8 (30%) had no drug test history or were not tested for opioids or cocaine.
 - 12 (44%) tested negative for opioids or cocaine.
 - 1 (4%) tested positive for opioids only.
 - 4 (15%) tested positive for cocaine only.
 - 2 (7%) tested positive for opioids and cocaine.
- History of Positive Drug Tests for Meth
 - 1 (4%) tested positive for meth.
 - 26 (96%) were not tested or tested negative for meth.
- COMPAS Recidivism Risk Level
 - 4 (15%) were at “Low” risk to recidivate.
 - 5 (19%) were at “Medium” risk to recidivate.
 - 17 (63%) were at “High” risk to recidivate.
 - 1 (4%) did not have a recidivism risk level reported.
- Gang Affiliation
 - 3 (11%) had a known gang affiliation.
 - 24 (89%) did not have a known gang affiliation.

²¹ [DOC Operating Procedure 920.1](#) states that “when a probationer/parolee is expected to be unavailable for active supervision (generally for a period to exceed 6 months), the case may be placed in Administrative P&P.”

Voice Verification Biometrics Unit (VVB�)²² – All Community Starters

- 3,452 of the FY2019 community starters had Voice Verification Biometrics Unit as their primary supervision location.
- Gender
 - 2,483 (72%) Male
 - 961 (28%) Female
 - 8 (<1%) Other
- Criminal History (prior to FY2019 community start date)
 - 1,858 (54%) had no history of state responsible terms of incarceration.
 - 1,102 (32%) had exactly one term of state responsible incarceration.
 - 306 (9%) had exactly two terms of state responsible incarceration.
 - 186 (5%) had at least three terms of state responsible incarceration.
- DOC Crime Type
 - 788 (23%) had a “Violent” most serious offense.
 - 1,336 (39%) had a “Property/Public Order” most serious offense.
 - 1,152 (33%) had a “Drug” most serious offense.
 - 176 (5%) did not have their offense information reported.
- Age on FY2019 Community Start Date
 - 813 (24%) were younger than age 30.
 - 1,511 (44%) were between ages 30 and 44.
 - 637 (18%) were between ages 45 and 54.
 - 491 (14%) were age 55 or older.
- Supervision Assignment Level
 - 3,350 (97%) had a “Low” supervision assignment level.
 - 93 (3%) had a “Medium” supervision assignment level.
 - 1 (<1%) had a “High” supervision assignment level.
 - 8 (<1%) did not have a supervision assignment level reported.
- History of Positive Drug Tests for Multiple Drugs (Both Opioids and Cocaine)
 - 77 (2%) had no drug test history or were not tested for opioids or cocaine.
 - 2,798 (81%) tested negative for opioids or cocaine.
 - 352 (10%) tested positive for opioids only.
 - 143 (4%) tested positive for cocaine only.
 - 82 (2%) tested positive for opioids and cocaine.
- History of Positive Drug Test Results for Meth
 - 23 (1%) tested positive for meth.
 - 3,429 (99%) were not tested or tested negative for meth.
- COMPAS Recidivism Risk Level
 - 2,329 (67%) were at “Low” risk to recidivate.
 - 803 (23%) were at “Medium” risk to recidivate.
 - 199 (6%) were at “High” risk to recidivate.
 - 121 (4%) did not have a recidivism risk level reported.
- Gang Affiliation
 - 43 (1%) had a known gang affiliation.
 - 3,409 (99%) did not have a known gang affiliation.

²² VVB� primarily serves low-risk supervisees on community supervision. Similar to district officer supervision, supervisees are assigned a VVB� specialist whom they are required to meet with for monthly report interviews and to report new information (e.g., change of phone number or address) within three days ([OP 920.1](#)).

Voice Verification Biometrics Unit (VVB�)²³ – Recidivating Supervisees

- 48 (1.4%) of the FY2019 community starters from Voice Verification Biometrics Unit were sentenced to a term of state responsible incarceration or violated parole and were sentenced to a term of state responsible incarceration within three years of their community start date.
- Gender
 - 43 (90%) Male
 - 5 (10%) Female
- Criminal History
 - 21 (44%) had no history of state responsible terms of incarceration.
 - 15 (31%) had exactly one term of state responsible incarceration.
 - 5 (10%) had exactly two terms of state responsible incarceration.
 - 7 (15%) had at least three terms of state responsible incarceration.
- DOC Crime Type
 - 17 (35%) had a “Violent” most serious offense.
 - 19 (40%) had a “Property/Public Order” most serious offense.
 - 12 (25%) had a “Drug” most serious offense.
- Age on FY2019 Community Start Date
 - 16 (33%) were younger than age 30.
 - 17 (35%) were between ages 30 and 44.
 - 9 (19%) were between ages 45 and 54.
 - 6 (13%) were age 55 or older.
- Supervision Assignment Level
 - 41 (85%) had a “Low” supervision assignment level.
 - 6 (13%) had a “Medium” supervision assignment level.
 - 1 (2%) had a “High” supervision assignment level.
- History of Positive Drug Tests for Multiple Drugs (Both Opioids and Cocaine)
 - 37 (77%) tested negative for opioids or cocaine.
 - 2 (4%) tested positive for opioids only.
 - 6 (13%) tested positive for cocaine only.
 - 3 (6%) tested positive for opioids and cocaine.
- History of Positive Drug Tests for Meth
 - 2 (4%) tested positive for meth.
 - 46 (96%) were not tested or tested negative for meth.
- COMPAS Recidivism Risk Level
 - 31 (65%) were at “Low” risk to recidivate.
 - 11 (23%) were at “Medium” risk to recidivate.
 - 5 (10%) were at “High” risk to recidivate.
 - 1 (2%) did not have a recidivism risk level reported.
- Gang Affiliation
 - 1 (2%) had a known gang affiliation.
 - 47 (98%) did not have a known gang affiliation.

²³ VVB� primarily serves low-risk supervisees on community supervision. Similar to district officer supervision, supervisees are assigned a VVB� specialist whom they are required to meet with for monthly report interviews and to report new information (e.g., change of phone number or address) within three days ([OP 920.1](#)).

Time to Recidivate in Days by Characteristics

Just as recidivism rates vary among supervisees with different offense types and risk characteristics, the time to recidivate also varies. This section shows recidivism rates and time to recidivate by demographics, history of substance use tests, criminal history, supervision level, and COMPAS recidivism risk level of the supervisees. The tables below show the number of days from the start of community supervision to the recidivated date among FY2019 community starters that recidivated and the percent of supervisees who recidivated. For each category, four quartiles and the average time to recidivate are displayed. For example, of the 4,135 males who recidivated, 25% had an SR incarceration within 301 days, one-half had an SR incarceration within 540 days, 75% had an SR incarceration within 798 days and all were within 1,095 days. On average, male recidivists had an SR incarceration within 551 days (18 months) of their community start date. Of all males who started community supervision in FY2019, 19.1% had an SR incarceration within three years.

Demographic factors such as gender and age have been found to be predictors of recidivism. Even though males are more likely to recidivate, they spent, on average, forty-five more days in the community prior to recidivating than female recidivists (551 and 506 days, respectively). Supervisees younger than 30 years old spent the most time in the community prior to recidivating (559 days) compared to recidivists aged 30 or older (510-540 days). The rate of recidivism among supervisees who were Black was less than the rate of recidivism for supervisees who were White (16.3% and 18.8%, respectively).

Drug use has also been found to be associated with increased risk of recidivism. Supervisees who tested positive for opioids and cocaine had almost double the recidivism rate of supervisees who tested negative for opioids or cocaine (26.9% and 13.5%, respectively). Recidivists who tested negative for opioids or cocaine spent, on average, ten fewer days in the community before having an SR incarceration than recidivists who tested positive for opioids and cocaine (558 and 568 days, respectively). Recidivists with positive drug test histories are likely to receive treatment while on community supervision, which may result in longer times to recidivate than recidivists that test negative.

Criminal history is also a known factor in predicting recidivism. As the number of previous SR incarcerations increased, the recidivism rate increased. Recidivists who had two prior SR terms of incarceration spent more time in the community, 561 days, before starting an SR incarceration term than recidivists with one or no history of SR incarcerations (559 days and 531 days, respectively). Recidivists whose most serious offense was "Property/Public Order" spent, on average, five more days in the community (546 days) than recidivists with violent or drug crime types (541 days).

The COMPAS risk and needs assessment tool is used by the VADOC to determine risk of general recidivism and criminogenic needs. The likelihood of recidivating increased as COMPAS risk increased. Similarly, of the recidivists who had a supervision level assigned, recidivists who were supervised at a high level spent, on average, 40 fewer days in the community than recidivists supervised at a low level (680 and 720 days, respectively). Recidivists who had no supervision assignment level reported, on average, spent the least amount of time in the community before starting an SR incarceration (484 days).

Time to Recidivate in Days for FY2019 Community Starters								
Percentiles		N	25th	50th*	75th	100th	Average	Recidivism Rate
All Recidivists		5,013	291	529	790	1,095	543	17.6%
Gender								
	Male	4,135	301	540	798	1,095	551	19.1%
	Female	878	247	480	751	1,092	506	12.9%
Race								
	Black	1,931	290	542	799	1,095	546	16.3%
	White	3,063	294	518	785	1,094	541	18.8%
	American Indian or Alaskan Native	4	167	430	865	962	488	13.3%
	Asian or Pacific Islander	13	264	489	735	1,039	530	7.8%
	Unknown	2	269	332	--	394	332	3.2%
Age at Community Start Date								
	Younger than Age 30	1,812	322	549	802	1,093	559	19.3%
	Between Ages 30 and 44	2,390	284	520	791	1,094	540	19.3%
	Between Ages 45 and 54	597	261	501	755	1,092	520	14.3%
	Age 55 or Older	214	277	475	752	1,095	510	8.8%
History of Positive Drug Tests (Opioids & Cocaine)*								
	No Drug Test History/Not Tested for Opioids or Cocaine	306	165	329	562	1,095	393	14.2%
	Negative Test Opioids and/or Cocaine	2,051	314	548	810	1,092	558	13.5%
	Positive Only Opioids	851	296	535	798	1,092	545	21.7%
	Positive Only Cocaine	909	294	518	763	1,094	533	24.0%
	Positive both Opioids and Cocaine	896	315	561	810	1,092	568	26.9%
History of Positive Drug Tests (Methamphetamine)*								
	Negative Test/Not Tested for Methamphetamines	4,729	290	521	786	1,095	540	17.1%
	Positive Test Methamphetamines	284	323	635	852	1,092	594	36.0%
Criminal History								
	No History of SR Terms of Incarceration	1,684	281	511	784	1,092	531	12.2%
	Exactly One Term of SR Incarceration	1,521	314	552	805	1,095	559	18.4%
	Exactly Two Terms of SR Incarceration	906	321	549	818	1,094	561	26.1%
	At Least Three Terms of SR Incarceration	902	272	500	763	1,092	521	30.7%
Violent by §17.1-805**								
	No	3,132	289	532	798	1,092	544	15.8%
	Yes	1,881	296	525	777	1,095	541	21.8%
Crime Type								
	Violent	1,218	290	532	780	1,095	541	19.0%
	Property/Public Order	2,432	294	528	794	1,094	546	20.6%
	Drug	1,257	287	533	791	1,092	541	14.1%
	Not Yet Reported	106	348	503	731	1,072	533	8.5%

*50th percentile=Median.

*Drug tests prior to community start, until recidivating date, or within three years post community start were analyzed.

**§17.1-805 outlines the adoption of initial discretionary sentencing guideline midpoints that enhances sentence lengths.

Time to Recidivate in Days for FY2019 Community Starters								
Percentiles		N	25th	50th*	75th	100th	Average	Recidivism Rate
All Recidivists		5,013	291	529	790	1,095	543	17.6%
Most Serious Offense								
	Capital Murder/Homicide-1st/Homicide-2nd	6	371	750	914	957	645	3.1%
	Manslaughter	16	151	256	667	1,037	407	9.5%
	Abduction	54	301	537	837	1,055	556	17.0%
	Rape/Sexual Assault	154	236	442	661	1,095	476	24.0%
	Robbery	236	262	525	804	1,092	540	18.2%
	Assault	599	315	540	771	1,092	548	19.8%
	Weapons	153	306	609	851	1,082	585	19.7%
	Arson	37	307	489	796	1,078	526	25.3%
	Burglary/B&E	484	337	545	834	1,094	569	26.3%
	Larceny/Fraud	1,598	291	529	790	1,092	544	20.1%
	Conspiracy	4	265	313	753	885	444	12.5%
	Sex Offense	74	218	443	690	1,078	485	19.2%
	DUI	82	364	627	905	1,086	624	11.4%
	Habitual Offender	91	287	472	709	1,092	497	18.3%
	Other Non-Violent	62	214	370	679	1,078	451	25.5%
	Drug Sales	560	287	549	803	1,092	546	14.1%
	Drug Possession	697	287	517	787	1,092	537	14.1%
	Not Reported	106	348	503	731	1,072	533	8.5%
Supervision Assignment Level								
	Low	120	495	799	965	1,091	720	2.5%
	Medium	3,432	284	520	790	1,095	537	19.8%
	Elevated†	577	219	384	548	1,047	402	60.9%
	High	673	497	690	895	1,094	680	25.8%
	No Supervision Assignment Level Reported	211	232	421	742	1,088	484	7.8%
COMPAS Risk of General Recidivism								
	Low	886	274	510	765	1,092	529	10.4%
	Medium	1,716	310	549	805	1,095	555	20.0%
	High	2,137	326	550	804	1,094	565	30.0%
	No Recidivism Risk Level Reported	274	80	240	519	1,082	339	6.6%
Known Gang Affiliation								
	No Known Gang Affiliation	4,535	289	520	789	1,095	540	16.8%
	Known Gang Affiliation	478	313	578	802	1,094	569	32.4%
Employment¹ During Follow-up Period²								
	Not Employed	2,624	208	405	682	1,095	456	23.9%
	Employed 0.01-46% of Follow-up Period	1,570	483	701	895	1,092	679	17.8%
	Employed 47-77% of Follow-up Period	642	300	542	819	1,093	565	14.9%
	Employed 78-100% of Follow-up Period	177	342	555	791	1,087	554	4.1%

*50th percentile=Median.

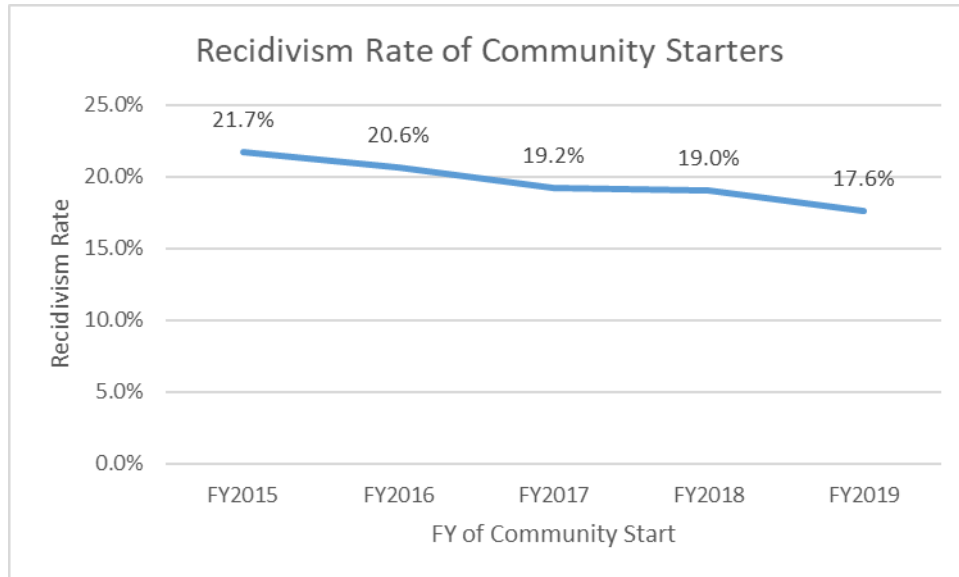
†The "Elevated" supervision assignment level was used in 2016 but has since been discontinued.

¹ Employment was defined as any wages earned during a quarter. Employment information was obtained from the Virginia Employment Commission (VEC). VEC data contains only data from Virginia employers subject to unemployment compensation laws. Employment where wages were earned under the table, through freelance work, from another state, or in Washington D.C. are not included in this data.

² The follow-up period was from the quarter/year the supervisee started supervision through 12 additional quarters or through the quarter/year the supervisee recidivated.

Recidivism Rate Trends

Over the past five years, the recidivism rate of community supervisees has continued to trend downward. Since FY2015, recidivism has decreased by over four (4.1) percentage points. The graph below shows the trend in recidivism rates over the last five years.



Summary and Conclusions

This report identified the risk factors that continue to play a statistically significant role in the prediction of recidivism among community starters. There was a 1.4 percentage point decrease in recidivism for the FY2019 cohort compared to the FY2018 cohort. Historically, gender, age, number of SR incarcerations, higher COMPAS risk level, and the use of opioids, cocaine, and methamphetamine have all been factors that contribute to a higher likelihood of recidivating. In the FY2019 group, these contributing factors persisted. Community starters who were male, younger, had one or more prior SR incarcerations, had a higher COMPAS risk level, had a history of testing positive for both opioids and cocaine, and had a history of testing positive for meth (before and/or after community start) were more likely to recidivate. Known gang affiliation and employment were also significant contributors to recidivism risk.